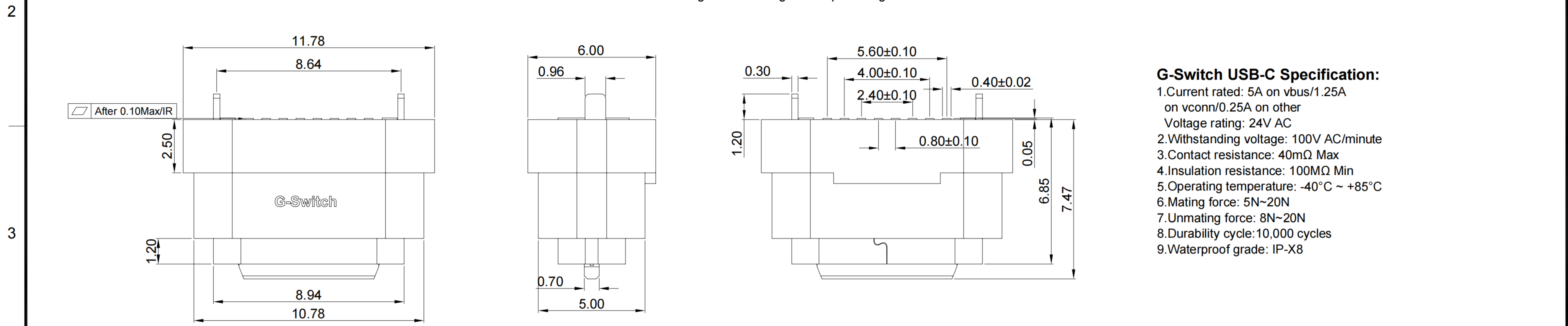


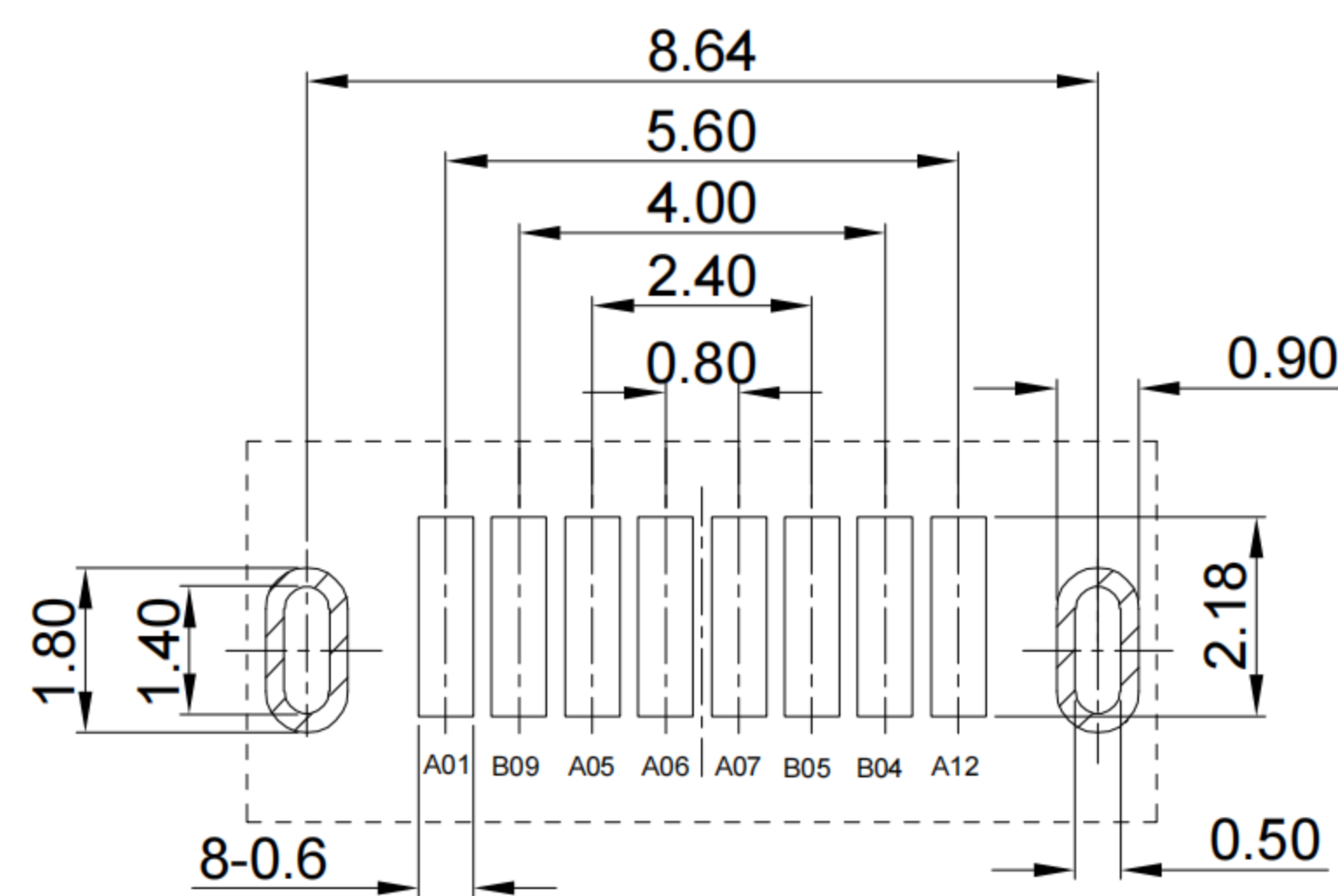
Schematic diagram of adding a waterproof ring



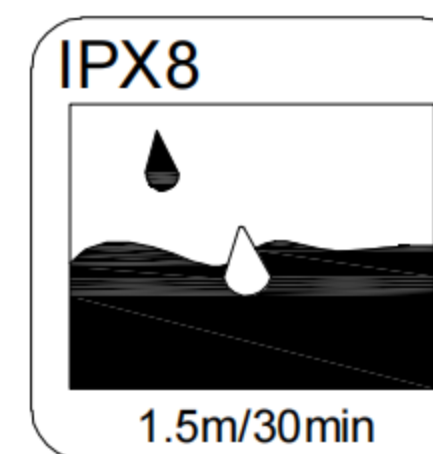
G-Switch USB-C Specification:

- 1.Current rated: 5A on vbus/1.25A on vconn/0.25A on other
- Voltage rating: 24V AC
- 2.Withstanding voltage: 100V AC/minute
- 3.Contact resistance: 40mΩ Max
- 4.Insulation resistance: 100MΩ Min
- 5.Operating temperature: -40°C ~ +85°C
- 6.Mating force: 5N~20N
- 7.Unmating force: 8N~20N
- 8.Durability cycle: 10,000 cycles
- 9.Waterproof grade: IP-X8


| | | | | | | | | | | | |
|-------|-----|-----|-------|--------|--------|--------|--------|-------|-----|-----|-------|
| A1 | A2 | A3 | A4 | A5 | A6 | A7 | A8 | A9 | A10 | A11 | A12 |
| GND | | | | CC1 | D+ | D- | | | | | GND |
| First | | | | Second | Second | Second | | | | | First |
| B12 | B11 | B10 | B9 | B8 | B7 | B6 | B5 | B4 | B3 | B2 | B1 |
| | | | VBUS | | | | CC2 | VBUS | | | |
| | | | First | | | | Second | First | | | |



RECOMMENDED PCB LAYOUT
TOLERANCE:±0.05



| | | | |
|-----|-----------|--------------------------|-------------------------------|
| 1 | SHELL | STAINLESS STEEL | Ni PLATED |
| 2 | MID PLATE | STAINLESS STEEL | |
| 3 | HOUSING | HIGH TEMPERATURE PLASTIC | BLACK UL 94 V-0 |
| 4 | TERMINALS | COPPER ALLOY C7025 | Au3u" PLATING ON CONTACT AREA |
| 5 | CAP | HIGH TEMPERATURE PLASTIC | BLACK UL 94 V-0 |
| NO. | PARTS | MATERIAL | REMARKS |



| | | | |
|--|----------|--|------------|
| SCALE: 1:1 | UNIT: mm | Title: Vertical Type-c 8P Female SMT H=6.85mm | |
| SIZE: A4 | | Molde Code: GT-USB-7015A | |
| Unless otherwise General Tolerance: | | DRAWN | CHECKED |
| X.x | ±0.30 | Xia | Chen |
| X.xx | ±0.20 | | |
| X.xxx | ±0.10 | APPROVED | DATE |
| X° | ±3° | Chen | 2023.02.31 |



REV: A0 SHEET: 1/1