

CTLFPP10GF Series


CHARACTERISTICS

Description: 10G Base-T, PoE & PoE+, SMD

Operating Temperature: 0°C to 70°C

Features:

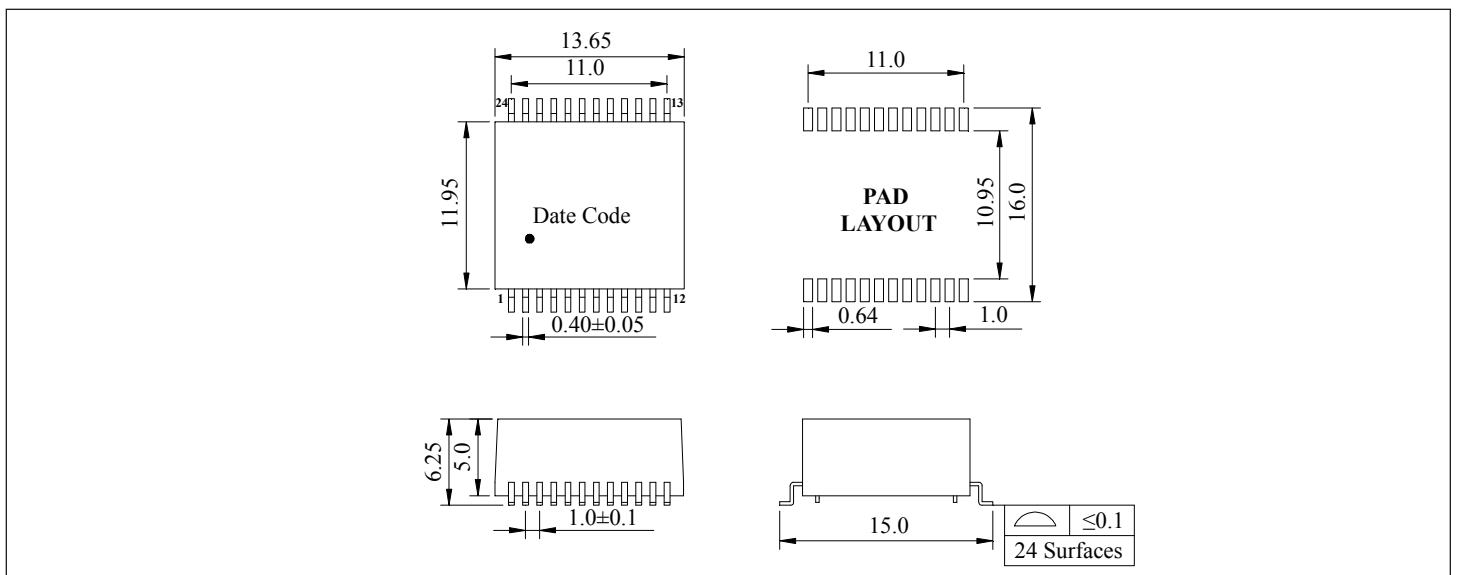
- Designed for long haul Gigabit Ethernet 10G Base-T, full duplex applications
- IEEE 802.3af&at/ANSI X3.263 compliant performance
- Suitable for End-span and Mid-span PoE applications
- 350&600mA current capability
- Designed for IP phone or switch applications
- Compact footprint
- Designed to withstand IR reflow temperatures up to 235°C



SPECIFICATIONS

Part Number	Insertion Loss (dB Typ.)		Return Loss (dB Min. @100Ω)		Common to Differential Mode Rejection (dB Typ.)		Crosstalk (dB Typ.)		Hipot (Vrms Min.)
	1-500 MHz	1-40 MHz	40-500 MHz		1-250 MHz	250-500 MHz	1-100 MHz	100-500 MHz	
CTLFPP10GF-001	-1.2	-23	-13+30log(f/400MHz)		-30	-25	-40	-30	1500
CTLFPP10GF-002	-2.0	-18	-17+10log(f/40MHz)		-30	-20	-40	-30	1500
CTLFPP10GF-003	-1.2	-18	-17+10log(f/40MHz)		-30	-22	-40	-30	1500

PHYSICAL DIMENSIONS & PAD LAYOUT

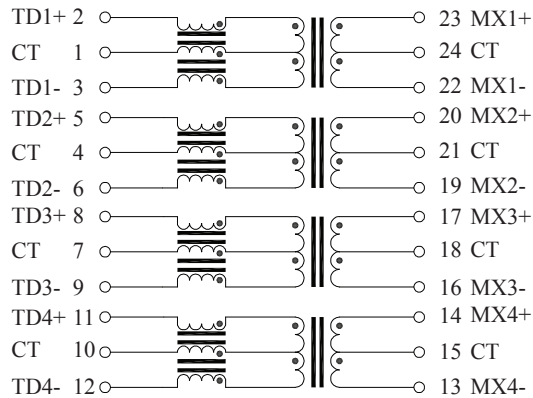


Unit: mm Tolerances: Unless otherwise specified, all tolerances are ±0.25

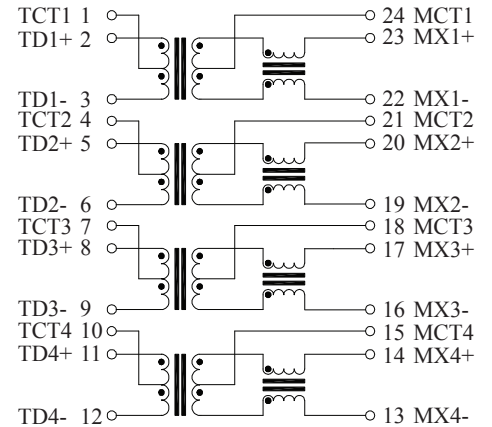
CTLFPP10GF

SCHEMATICS

CTLFPP10GF-001



CTLFPP10GF-002



CTLFPP10GF-003

