

FEATURES

- RoHS compliant
- Inductance range from 1.2µH to 1mH
- Small footprint
- Ultra-low profile
- UL 94V-0 packaging materials
- Tape & reel
- J-STD-020C reflow
- Custom inductance values available

PRODUCT OVERVIEW

The 3400 series is a range of bobbin-wound, shielded inductors. They are suitable for power-line filtering found in consumer electronics such as desktop computers, handheld devices and GPS systems, as well as in a vast range of industrial and telecom applications including network hubs, bridges/routers, and high frequency wireless communication devices.

These surface mount inductors are extremely compact and have an integral shield, making them useful in EMI sensitive applications.

For lower current ratings see also our even lower profile 3400L series.

SELECTION GUIDE

Order Code	Inductance, L	DC Current ²	DC Resistance
	±20% µH	Max. A	Max. Ω
34122C	1.2 ± 30%	2.50	0.030
34152C	1.5 ± 30%	2.10	0.040
34222C	2.2 ± 30%	1.70	0.050
34332C	3.3 ± 30%	1.50	0.080
34472C	4.7 ± 30%	1.30	0.100
34682C	6.8 ± 30%	1.00	0.150
34103C	10	0.80	0.200
34153C	15	0.68	0.280
34223C	22	0.53	0.360
34333C	33	0.48	0.560
34473C	47	0.41	0.850
34683C	68	0.35	1.050
34104C	100	0.28	1.700
34154C	150	0.23	2.400
34224C	220	0.18	3.050
34334C	330	0.15	4.550
34474C	470	0.13	7.650
34684C	680	0.11	11.150
34105C	1000	0.09	15.000

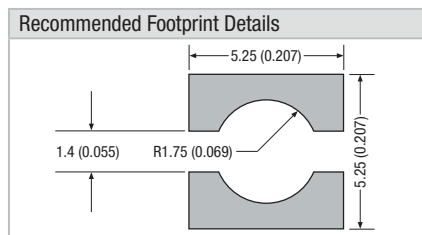
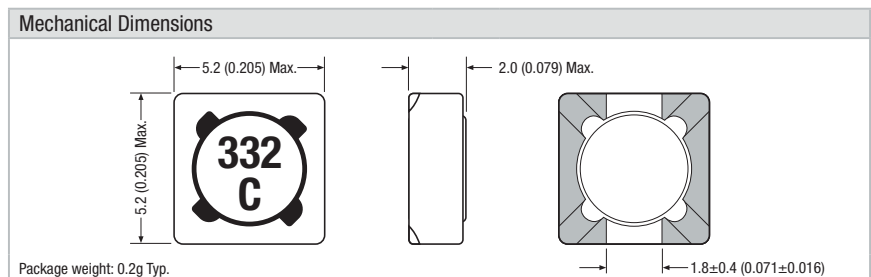
ABSOLUTE MAXIMUM RATINGS

Operating temperature range	-40°C to 125°C
Storage temperature range	-40°C to 150°C

SOLDERING INFORMATION¹

Peak reflow solder temperature	260°C
Pin finish	SAC 305
Moisture sensitivity level ³	1

PACKAGE SPECIFICATIONS



All dimensions in mm (inches)

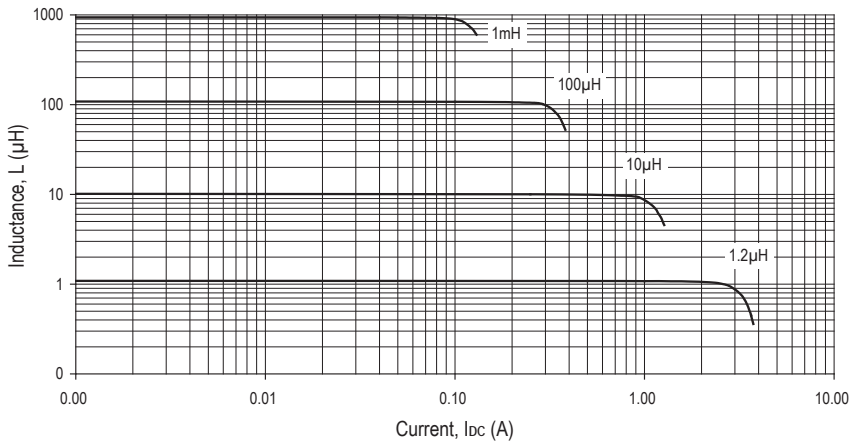
Specifications typical at T_a = 25°C

- 1 For further information, please visit www.murata-ps.com/rohs
- 2 The maximum DC current is the value at which the inductance falls to 75% of its nominal value or when its temperature rise reaches 40°C, whichever is sooner.
- 3 When tested to moisture sensitivity level 1, as described per IPC/JEDEC J-STD-020D, products passed electrical testing, package coplanarity and visual inspection.

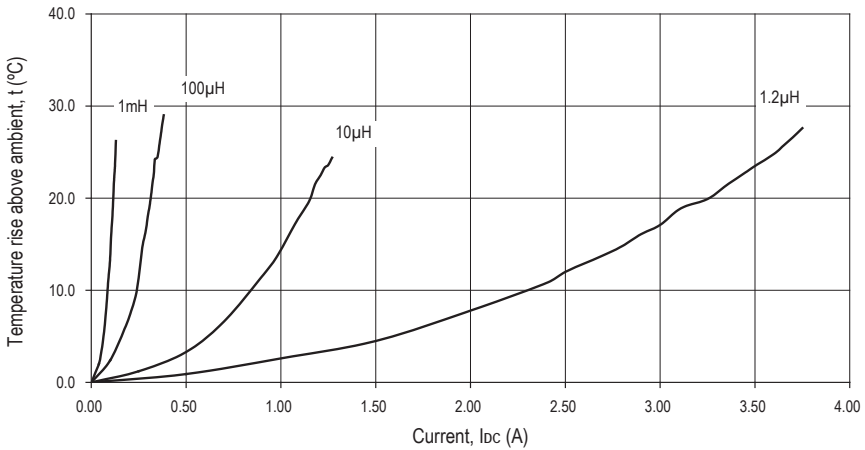


For full details go to www.murata-ps.com/rohs

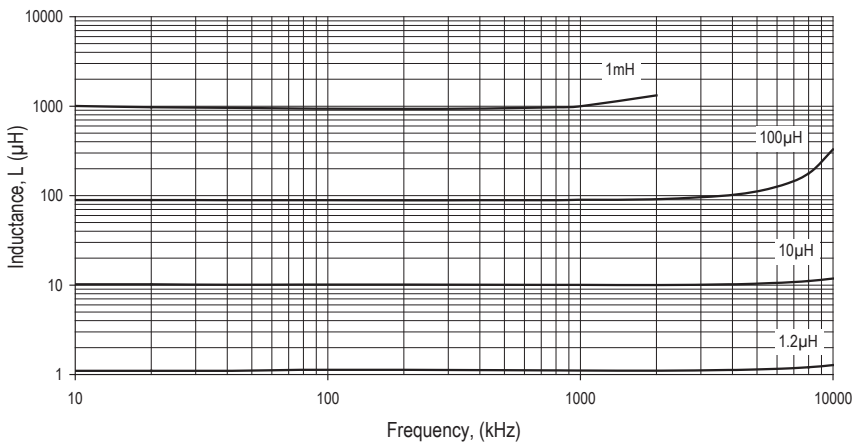
INDUCTANCE Vs CURRENT



TEMPERATURE Vs CURRENT

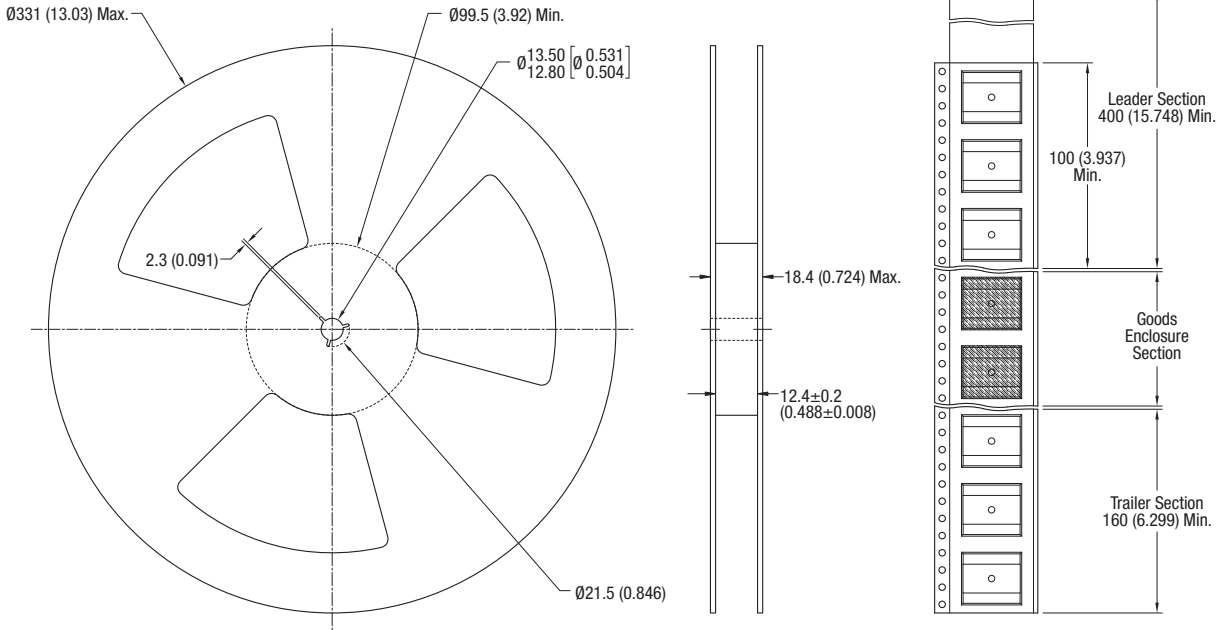


INDUCTANCE Vs FREQUENCY



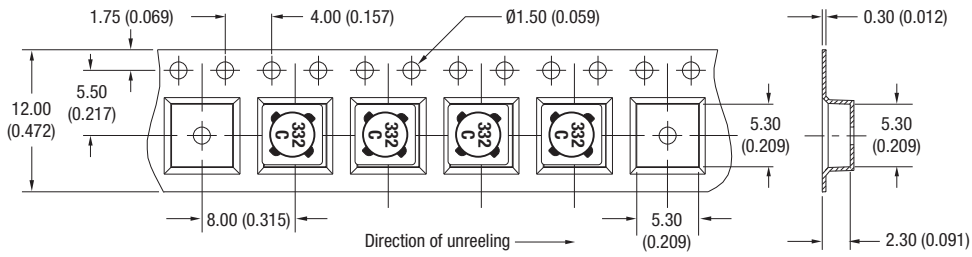
PACKAGE SPECIFICATIONS

Mechanical Dimensions



All dimension in mm (inches)

Tape Outline Dimensions



Reel quantity: 3000
Unless otherwise stated, all dimensions in mm (inches).

DISCLAIMER

Unless otherwise stated in the datasheet, all products are designed for standard commercial and industrial applications and NOT for safety-critical and/or life-critical applications.

Particularly for safety-critical and/or life-critical applications, i.e. applications that may directly endanger or cause the loss of life, inflict bodily harm and/or loss or severe damage to equipment/property, and severely harm the environment, a prior explicit written approval from Murata is strictly required. Any use of Murata standard products for any safety-critical, life-critical or any related applications without any prior explicit written approval from Murata shall be deemed unauthorised use.

These applications include but are not limited to:

- Aircraft equipment
- Aerospace equipment
- Undersea equipment
- Power plant control equipment
- Medical equipment
- Transportation equipment (automobiles, trains, ships, etc.)
- Traffic signal equipment
- Disaster prevention / crime prevention equipment
- Data Processing equipment

Murata makes no express or implied warranty, representation, or guarantee of suitability, fitness for any particular use/purpose and/or compatibility with any application or device of the buyer, nor does Murata assume any liability whatsoever arising out of unauthorised use of any Murata product for the application of the buyer. The suitability, fitness for any particular use/purpose and/or compatibility of Murata product with any application or device of the buyer remain to be the responsibility and liability of the buyer.

Buyer represents and agrees that it has all the necessary expertise to create and implement safeguards that anticipate dangerous consequences of failures, monitor failures and their consequences, lessen the likelihood of failures that might cause harm, and take appropriate remedial actions. Buyer will fully indemnify and hold Murata, its affiliated companies, and its representatives harmless against any damages arising out of unauthorised use of any Murata products in any safety-critical and/or life-critical applications.

Remark: Murata in this section refers to Murata Manufacturing Company and its affiliated companies worldwide including, but not limited to, Murata Power Solutions.



This product is subject to the following [operating requirements](https://www.murata.com/en-eu/products/power/requirements) and the [Life and Safety Critical Application Sales Policy](https://www.murata.com/en-eu/products/power/requirements):

Refer to: <https://www.murata.com/en-eu/products/power/requirements>

Murata Power Solutions (Milton Keynes) Ltd. makes no representation that the use of its products in the circuits described herein, or the use of other technical information contained herein, will not infringe upon existing or future patent rights. The descriptions contained herein do not imply the granting of licenses to make, use, or sell equipment constructed in accordance therewith. Specifications are subject to change without notice.

© 2021 Murata Power Solutions (Milton Keynes) Ltd.