


# SMD Wire Wound Power Chip Inductors

BWPS Series



BWPS series is the newest shielding type ferrite wire wound chip inductor. This wire wound ferrite construction provides extremely low DCR and high rating current.

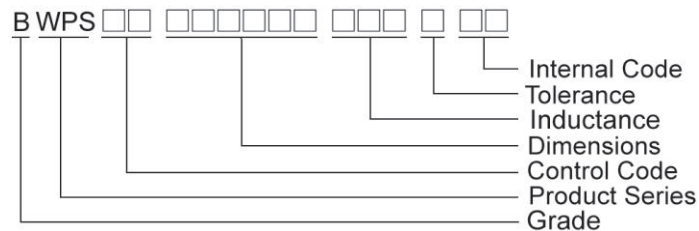
## Features

- RoHS compliant
- Shielded power inductors
- Specially designed ferrite cover provides magnetic shielding
- Best possible surface for pick and place handling

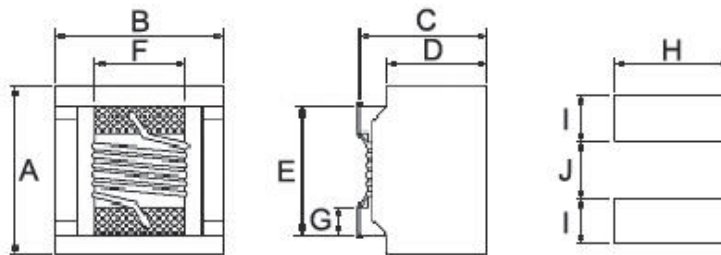
## Applications

- Notebook computers
- PC cards
- Wireless communication
- Handheld devices

## Product Identification



## Shape and Dimensions / Recommended Pattern



Dimensions in mm

TYPE	A Max	B Max	C Max	D	E	F	G	H	I	J
BWPS00383829	3.81	3.81	2.94	2.20	2.54	2.03	0.51	2.54	1.02	1.27
BWPS00383830	3.81	3.81	3.05	2.20	2.54	2.03	0.51	2.54	1.02	1.27

BWPS00383829 at 1R0~331/ 561~102

BWPS0038383 at 471

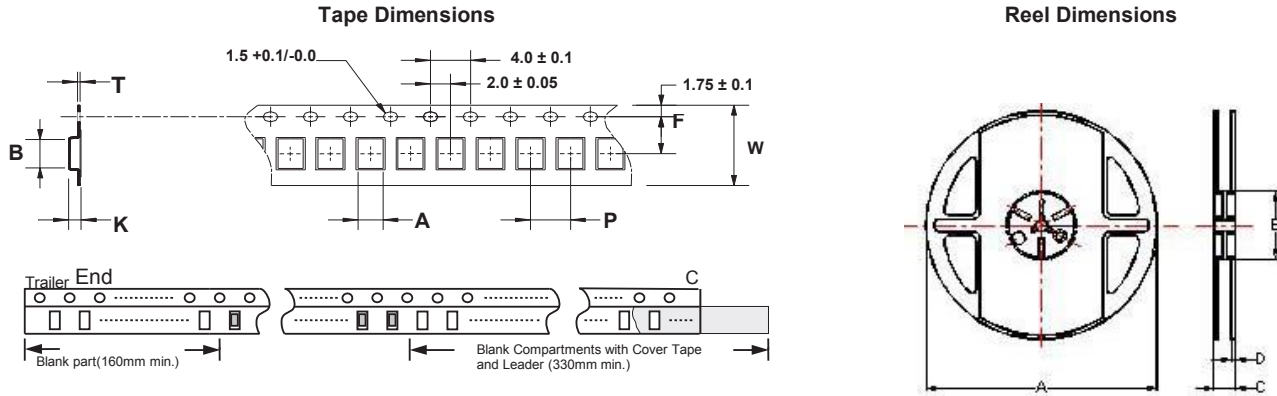
## Electrical Characteristics

Part Number	Inductance (uH)	Tolerance (±%)	Test Frequency (MHz)	Q Typ.	Test Frequency (MHz)	SRF (MHz) Typ.	RDC (Ω) Max	IDC (A)
BWPS003838291R0□00	1.0	20 / 10	0.1	26	1	344	0.05	3.0
BWPS003838291R5□00	1.5	20 / 10	0.1	26	1	260	0.08	2.8
BWPS003838291R8□00	1.8	20 / 10	0.1	28	1	225	0.09	2.1
BWPS003838292R7□00	2.7	20 / 10	0.1	30	1	185	0.14	1.5
BWPS003838293R9□00	3.9	20 / 10	0.1	30	1	172	0.29	1.2
BWPS003838294R7□00	4.7	20 / 10	0.1	30	1	157	0.35	1.1
BWPS003838295R6□00	5.6	20 / 10	0.1	30	1	150	0.39	1.1
BWPS003838296R8□00	6.8	20 / 10	0.1	30	1	110	0.58	0.9
BWPS00383829100□00	10	20 / 10	0.1	30	1	95	0.75	0.82
BWPS00383829150□00	15	20 / 10	0.1	30	1	75	1.15	0.70
BWPS00383829220□00	22	20 / 10	0.1	33	1	30	1.40	0.65
BWPS00383829330□00	33	20 / 10	0.1	33	1	21	1.61	0.52
BWPS00383829390□00	39	20 / 10	0.1	33	1	18	1.85	0.46
BWPS00383829470□00	47	20 / 10	0.1	33	1	15	2.20	0.43
BWPS00383829680□00	68	20 / 10	0.1	33	1	12	3.80	0.33
BWPS00383829820□00	82	20 / 10	0.1	33	1	10	4.30	0.32
BWPS00383829101□00	100	20 / 10	0.1	33	1	8	4.80	0.31
BWPS00383829121□00	120	20 / 10	0.1	33	1	8	5.0	0.25
BWPS00383829151□00	150	20 / 10	0.1	33	1	5.8	6.5	0.24
BWPS00383829221□00	220	20 / 10	0.1	33	1	5.5	12.0	0.22
BWPS00383829331□00	330	20 / 10	0.1	33	1	3.8	17.0	0.20
BWPS00383830471□00	470	20 / 10	0.1	33	1	3.1	19.0	0.16
BWPS00383829561□00	560	20 / 10	0.1	33	1	2.8	18.4	0.13
BWPS00383829681□00	680	20 / 10	0.1	33	1	2.5	24.0	0.12
BWPS00383829821□00	820	20 / 10	0.1	23	1	2.0	26.0	0.10
BWPS00383829102□00	1000	20 / 10	0.1	20	1	1.5	29.2	0.10

**Note: When ordering, please specify tolerance code. Tolerance : K=±10% , M=±20%**

- Operating temperature range - 40°C ~ 105°C(Including self - temperature rise)
- IDC for Inductance drop 10% from its value without current
- Measure Equipment :
  - L : Agilent HP4285A
  - Q : Agilent HP4291A
  - SRF : Agilent HP4291A
  - RDC : HP4338B or Chroma 16502
  - IDC : CHEN HWA1061+301A

## Packaging Specifications



### Dimensions in mm

TYPE	Tape Dimensions							Reel Dimensions				Quantity PCS / REEL
	A	B	T	W	P	F	K	A	B	C	D	
BWPS00383829	3.85	3.85	0.25	12	8	5.5	2.85	178	60	16	1.4	750
BWPS00383830												

### For More Information:

Americas - [prodinfo\\_power\\_americas@yageo.com](mailto:prodinfo_power_americas@yageo.com) | Europe - [prodinfo\\_power\\_emea@yageo.com](mailto:prodinfo_power_emea@yageo.com) | Asia - [prodinfo\\_power\\_asia@yageo.com](mailto:prodinfo_power_asia@yageo.com)

Performance warranty of products offered on this data sheet is limited to the parameters specified. Data is subject to change without notice. Other brand and product names mentioned herein may be trademarks or registered trademarks of their respective owners. © Copyright, 2022. Pulse Electronics, Inc. All rights reserved.