


AS Series • Current Sense Inductors & Transformers

AS Series Current Sensors are designed as a low cost method of controlling, monitoring or measuring AC currents. The sensors serve as feedback elements between the output and pulse control circuitry providing accurate regulation of switch mode power supplies.

Features

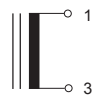
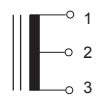
- Fully encapsulated for optimal PC board mounting
- Frequency range from 20KHz to 200KHz
- Primary current rating to 30 Amps
- Primary to secondary isolated to 2500 or 4000VAC
- Meets VDE norms
- Optimum performance over designated current and frequency range
- Competitive pricing due to high volume production
- Manufactured in an ISO 9001:2015 and ISO 14001:2015 certified Talema facility
- Fully RoHS & REACH Compliant



Applications

Isolated current feed-back signal in Switch Mode Power Supplies • Motor current load/overload • Lighting • Switch Controls Ultra-sound current • High resolution sonar current • Isolated bi-directional current sensor with full wave bridge rectifier

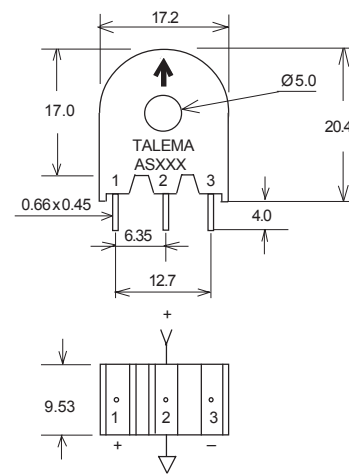
Electrical Specifications @ 25°C

Part Number	Prim./Sec. Ratio	L _{sec} ⁽¹⁾ (mH Min)	DCR _{sec} (Ohms Max.)	Sec. Term. ⁽²⁾ Resistance (Ohms Nom.)	I _{sec} ⁽³⁾ Max.	Volt μS ⁽⁴⁾ Max.	Schematic
AS-100	1:50	5	0.6	50	300mA	175	
AS-101	1:100	22	1.1	100	150mA	350	
AS-102	1:200	89	4.5	200	75mA	700	
AS-103	1:300	200	10.0	300	50mA	900	
AS-104	1:500	560	25.0	500	30mA	1500	
AS-105	1:750	1260	43.0	750	40mA	3750	
AS-110	1:50CT	5	0.3 / 0.3	25 + 25	300mA	175	
AS-111	1:100CT	22	0.55 / 0.55	50 + 50	150mA	350	
AS-112	1:200CT	89	2.25 / 2.25	100 + 100	75mA	700	
AS-113	1:300CT	200	5.0 / 5.0	150 + 150	50mA	900	
AS-114	1:500CT	560	12.5 / 12.5	250 + 250	30mA	1500	
AS-115	1:750CT	1260	21.5 / 21.5	375 + 375	40mA	3750	

Notes:

- 1) L_{sec}: Secondary inductance tested at 10KHz and 10mV for 1:50 through 1:500 Prim./Sec. Ratios and 1KHz/10mV for Prim./Sec. ratio of 1:750
- 2) This nominal termination resistance value will yield approximately 1.0V of output for each amp of current in a single turn sense line. The output Voltage/Ampere of these devices can be increased or decreased linearly over a restricted temperature range by adjusting the terminating resistance.
- 3) For Prim./Sec. Ratios of 1:50 through 1:500, the I_{sec} value corresponds to a maximum primary current of 15 Amp-turns rms while the I_{sec} value for the ratio of 1:750 corresponds to a max. primary current of 30 Amp-turns rms.
- 4) $V_{\mu S} = R_t \times I_s \times \frac{1}{2F}$
 R_t (Ohms): Recommended Terminating Resistance
 I_s (A): Secondary Current
 F (Hz): Frequency
- 5) Operating Temperature Range: -40°C to +120°C
- 6) Pin# 2 is on Center-Tapped (CT) versions only

Mechanical Drawing

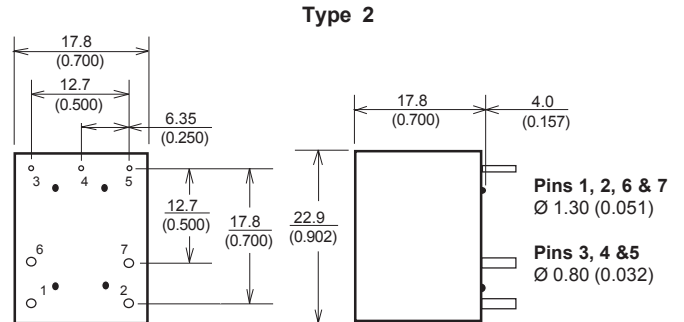
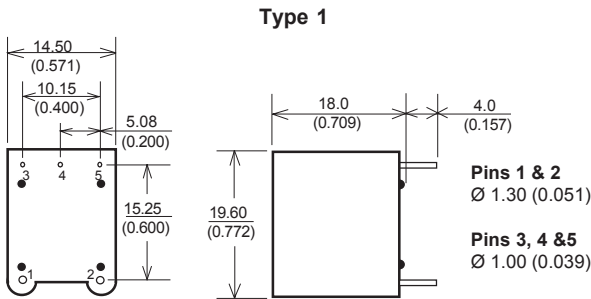


Primary Sense Current

AS Series • Current Sense Inductors & Transformers

Electrical Specifications @ 25°C

Part Number		Prim./Sec. Ratio	L _{sec} ⁽¹⁾ (mHMin.)	DCR _{sec} (Ohms Max.)	Sec. Term. ⁽²⁾ Resistance (Ohms Nom.)	I _{sec} ⁽³⁾ Max.	Volt μS ⁽⁴⁾ Max.	Schematic
Type 1	Type 2							
AS-200	AS-300	1:50	5	0.65	50	300mA	175	
AS-201	AS-301	1:100	20	1.30	100	150mA	350	
AS-202	AS-302	1:200	80	4.50	200	75mA	700	
AS-210	AS-310	1:50CT	5	0.65	25 + 25	300mA	175	
AS-211	AS-311	1:100CT	20	1.30	50 + 50	150mA	350	
AS-212	AS-312	1:200CT	80	4.50	100 + 100	75mA	700	
-	AS-320	1:50	5	0.65	50	300mA	175	
-	AS-321	1:100	20	1.30	100	150mA	350	
-	AS-322	1:200	80	4.50	200	75mA	700	
-	AS-330	1:50CT	5	0.65	25 + 25	300mA	175	
-	AS-331	1:100CT	20	1.30	50 + 50	150mA	350	
-	AS-332	1:200CT	80	4.50	100 + 100	75mA	700	

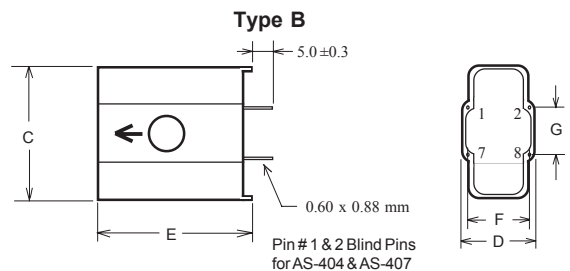
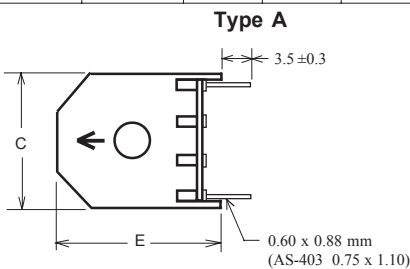


Features

- Meets requirements of IEC 950 and VDE norms
UL94V-0 recognized materials
- Operating frequency range from 20KHz to 200KHz
- Operating Temperature Range: -40°C to +120°C
- Primary current rating to 80 Amps

Electrical Specifications at 25°C

Part Number	Pri./Sec. Ratio	I _p Amps	Volt μS (Max.)	Application	Schematic	Case Type	Dimensions							
							C	D	E	F	G	H	I	Hole
AS-400	1:100	1	350	Switching		A	17.8	12.8	20.0	10.0	5.0	15.0	5.0	--
AS-401	1:100	2	550	Switching		A	23.0	15.5	25.0	12.5	10.0	20.0	5.0	--
AS-402	1:100	5	1500	Switching		B	32.5	18.0	35.5	15.0	12.5	--	--	--
AS-403	1:100	10	1500	Switching		A	32.0	20.5	35.0	17.5	12.5	27.5	7.5	--
AS-404	1:100	50	1500	Switching		B	32.5	18.0	35.5	15.0	12.5	--	--	Ø 8
AS-405	1:500	50	2700	Switching		A	23.0	15.5	25.0	12.5	10.0	20.0	5.0	Ø 5
AS-406	1:500	65	4200	Switching		A	27.0	18.0	30.0	15.0	12.5	22.5	5.0	Ø 5
AS-407	1:500	80	7500	Switching		B	32.5	18.0	35.5	15.0	12.5	--	--	Ø 8



Regional Locations - Design, Manufacturing, Sales & Marketing
Talema Group Regional Offices
North America
**United States
(Sales & Marketing)**

Talema Group, LLC
 PO Box 935
 900 Innovation Drive
 Suite 120, Rolla
 Missouri 65402
 Tel: +1 573-303-3675
 E-Mail:
 sales@talemagroup.com
 Web: www.talema.com

Asia
**India
(Design, Manufacturing, Sales & Marketing)**

Administrative Office
Talema Electronic India Private Limited
 Door No. 221, 1st and 2nd Floor
 KJ Plaza, Opp.to Vidya Mandir School
 Meyanoor Main Road
 Salem - 636 004 Tamil Nadu INDIA
 Tel: +91 427 - 243 3100
 Fax: +91 427 - 243 3109
 E-Mail: talema@talemaindia.net
 Web: www.talema.com

Factory Premises
Talema Electronic India Private Limited
 Plot Nos. 30, 31 Electrical and Electronic
 Industrial Estate
 Suramangalam
 Salem - 636 005 Tamil Nadu INDIA
 Tel: +91 427 - 243 3000
 E-Mail: talema@talemaindia.net
 Web: www.talema.com

Europe
**Germany
(Design, Sales & Marketing)**

Talema Elektronik GmbH
 Sembdnerstr. 5
 82110 Germering
 Tel: +49 89 - 841 00 - 0
 Fax: +49 89 - 841 00 25
 E-Mail: info@talema.de
 Web: www.talema.com

**Ireland
(Design, Sales & Marketing)**

Nuvotem TEO
 Units W & X, Gweedore Business Park
 Derrybeg, Letterkenny, Co. Donegal
 Tel: +353 (0) 74 95 48666
 Fax: +353 (0) 74 95 48139
 E-Mail: info@nuvotem.com
 Web: www.nuvotem.com

**Czech Republic
(Design, Manufacturing, Sales & Marketing)**

NT Magnetics s.r.o.
 Chebská 27
 322 00 Plzeň
 Tel: +420 377 - 338 351
 Fax: +420 377 - 338 350
 E-Mail: talema@talema.cz
 Web: www.ntmagnetics.cz

Locations of Talema Group Regional Offices
