

Voltage Controlled Crystal Oscillator

CVXO-018T Model 5x7 mm SMD, 3.3V, HCMOS

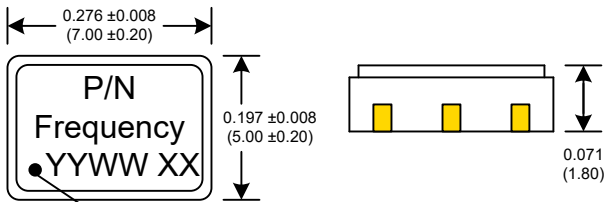
Frequency Range:	1 MHz to 52 MHz
Frequency Stability:	±25ppm to ±100ppm
Temperature Range:	
Operating:	0°C to 70°C
(Option M)	-20°C to 70°C
(Option X)	-40°C to 85°C
Storage:	-45°C to 90°C
Input Voltage:	3.3V ±0.3V
Control Voltage:	1.65V ±1.65V
Settability* At Nominal:	1.65V ±0.25V
Frequency Pulling:	±100ppm Min
Input Current:	10mA Max
Output:	HCMOS
Load:	15pF
Symmetry:	40/60% Max @ 50% Vdd
Rise/Fall Time:	5ns Max @ 20% to 80% Vdd
Logic:	"0" = 10% Vdd Max "1" = 90% Vdd Min
Linearity:	±10% Max
Aging:	<3ppm 1 st year, <1ppm every year thereafter



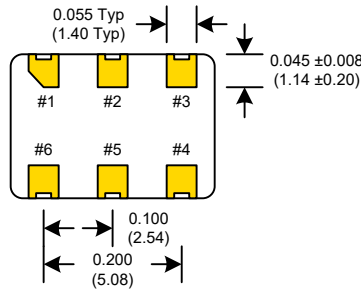
Designed to meet today's requirements for 3.3V Voltage Controlled Crystal Oscillator SMD Applications. The CVXO-018T provides a disable function for ICT (in-circuit-testing). Available on 16mm tape and reel in quantities of 1K.

Dimensions inches (mm)

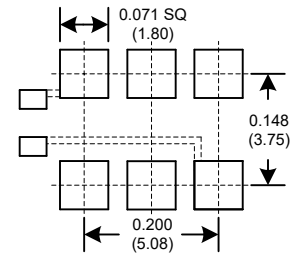
All dimensions are Max unless otherwise specified.



Denotes pad 1
YYWW=Date Code XX=Lot Code

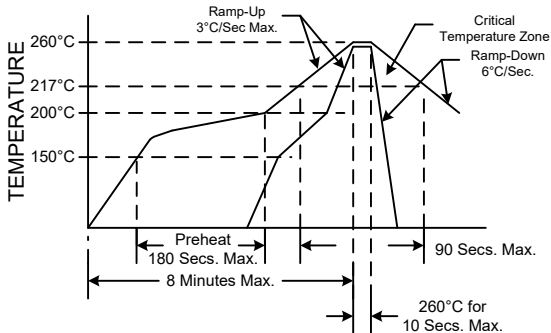


SUGGESTED PAD LAYOUT



0.01µF Bypass Capacitor Recommended

RECOMMENDED REFLOW SOLDERING PROFILE



NOTE: Reflow Profile with 240°C peak also acceptable.

Crystek Part Number Guide

CVXO - 018TX - 25 - 49.152

#1 Crystek VCXO	#2 Model	#3 Temp. Range: Blank= 0/70°C, M= -20/70°C, X= -40/85°C	#4 Stability: (see Table 1)	#5 Frequency in MHz: 3 or 6 decimal places	Stability Indicator
					Blank (std) ± 100ppm
					25 ± 25ppm
					50 ± 50ppm

Example:
CVXO-018TX-25-25.000 = 3.3V, -40/85°C, 40/60, 25ppm, 25.000 MHz
CVXO-018T-50-19.660800 = 3.3V, 0/70°C, 40/60, 50ppm, 19.660800 MHz

Table 1

PIN	Connection
1	Voltage Control
2	Enable/Disable
3	GND
4	Output
5	N/C
6	Vdd

Enable/Disable	
Function pin 2	Output pin
Open	Active
"1" level Vdd-0.4 Min	Active
"0" level 0.4 Max	High Z

Crystek Corporation reserves the right to make changes to its products and/or information contained herein without notice.
No liability is assumed as a result of its use or application.

Rev: M

Date: 25-Feb-2020

Page 1 of 1

*Settability is the Control Voltage at which the Output Frequency is equal to the nominal Frequency.