


SMD Multilayer Ferrite Chip Inductors

BSCY Series



The SMD multi-layered ferrite chip inductors provide a cost-effective solution for densely packed PC board designs. BSCY series comes in 3 sizes and is suitable for low frequency applications.

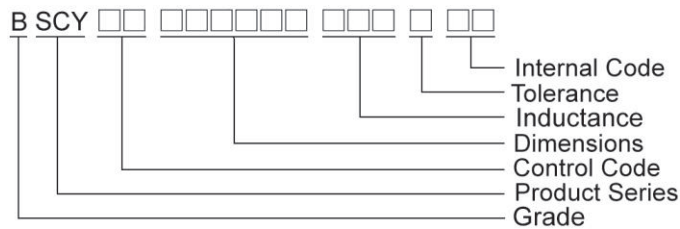
Features

- RoHS compliant
- High mounting density of compact circuit due to crosstalk elimination that results from a closed magnetic flux in a ferrite material
- Suitable for flow and re-flow soldering
- Available in 3 sizes

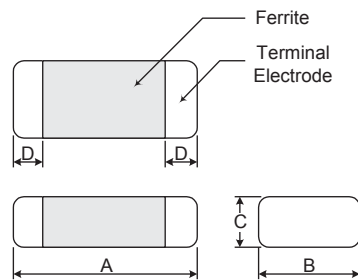
Applications

- Personal computers, HDDs, other various electronic devices
- Any portable device where compact size and high mounting densities are required

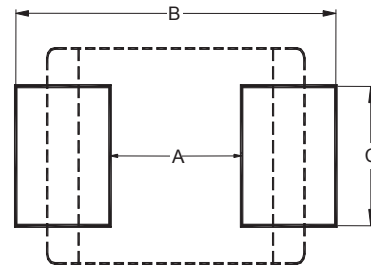
Product Identification



Shape and Dimensions



Recommended Pattern



Dimensions in mm

TYPE	A	B	C	D
BSCY00160808	1.6±0.2	0.80±0.2	0.80±0.2	0.3±0.2
BSCY00201209	2.0±0.2	1.25±0.2	0.90±0.2	0.5±0.3
BSCY00201212	2.0±0.2	1.25±0.2	1.25±0.2	0.5±0.3

Dimensions in mm

TYPE	A	B	C
BSCL00160808	0.7 ~ 0.8	1.8 ~ 2.0	0.6 ~ 0.8
BSCL00201209	1.0 ~ 1.2	2.6 ~ 4.0	1.0 ~ 1.4
BSCL00201212	1.0 ~ 1.2	2.6 ~ 4.0	1.0 ~ 1.2

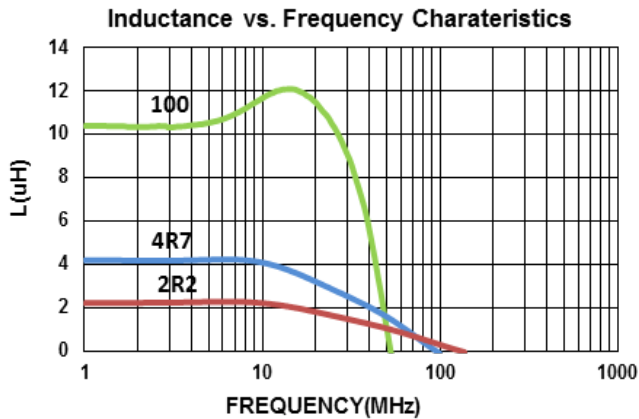
Electrical Characteristics

Part Number	Inductance (μH)	Tolerance (±%)	Test Frequency (MHz)	RDC (Ω) Max	Rated Current (mA) Max
BSCY001608082R2□CP	2.2	30 / 20	1	0.20	1000
BSCY001608084R7□CP	4.7	30 / 20	1	0.25	800
BSCY00160808100□CP	10	30 / 20	1	0.90	90

Note: When ordering, please specify tolerance code. Tolerance : M=±20% , T=±30%

- Operating temperature range - 40°C ~ 105°C(Including self - temperature rise)
- Rated Current : Applied the current to coils, the temperature rise shall not be more than 30°C
- Measure Equipment :
 - L & Q : HP4291A
 - SRF : Agilent HP8753D/Agilent E4991A
 - RDC : HP4338B or CHEN HWA 502

Test Instruments : Agilent E4991A Impedance / Material Analyzer



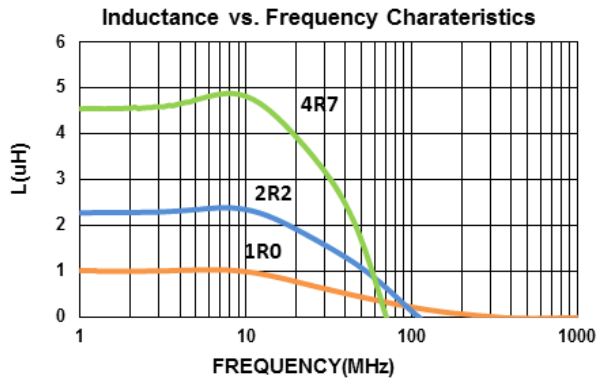
Electrical Characteristics

Part Number	Inductance (μH)	Tolerance (±%)	Test Frequency (MHz)	RDC (Ω) Max	Rated Current (mA) Max
BSCY002012091R0□CP	1.0	30 / 20	1	0.06	2200
BSCY002012092R2□CP	2.2	30 / 20	1	0.10	2000
BSCY002012094R7□CP	4.7	30 / 20	1	0.30	900

Note: When ordering, please specify tolerance code. Tolerance : M=±20% , T=±30%

- Operating temperature range - 40°C ~ 105°C(Including self - temperature rise)
- Rated Current : Applied the current to coils, the temperature rise shall not be more than 30°C
- Measure Equipment :
 L & Q : HP4291A
 SRF : Agilent HP8753D/Agilent E4991A
 RDC : HP4338B or CHEN HWA 502

Test Instruments : Agilent E4991A Impedance / Material Analyzer



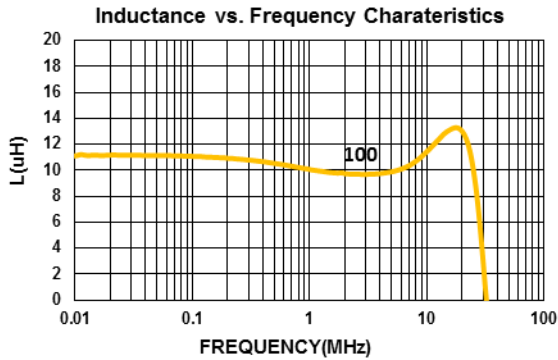
Electrical Characteristics

Part Number	Inductance (μH)	Tolerance (±%)	Test Frequency (MHz)	RDC (Ω) Max	Rated Current (mA) Max
BSCY00201212100□CP	10	30 / 20	1	0.50	400

Note: When ordering, please specify tolerance code. Tolerance : M=±20% , T=±30%

- Operating temperature range - 40°C ~ 105°C(Including self - temperature rise)
- Rated Current : Applied the current to coils, the temperature rise shall not be more than 30°C
- Measure Equipment :
 - L & Q : HP4291A
 - SRF : Agilent HP8753D/Agilent E4991A
 - RDC : HP4338B or CHEN HWA 502

Test Instruments : Agilent E4991A Impedance / Material Analyzer



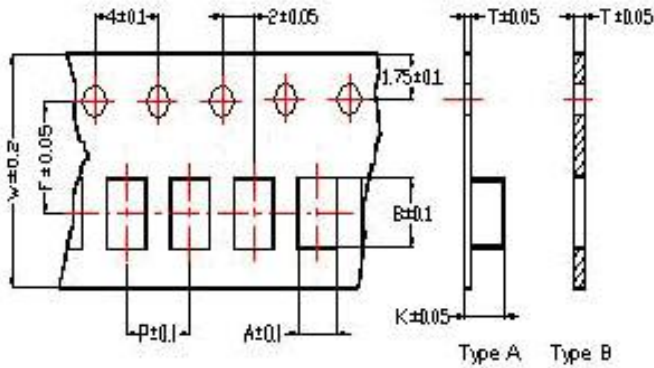
SMD Multilayer Ferrite Chip Inductors

BSCY Series

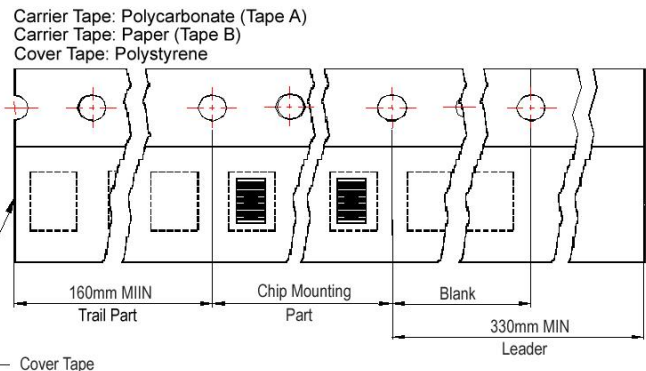


Packaging Specifications

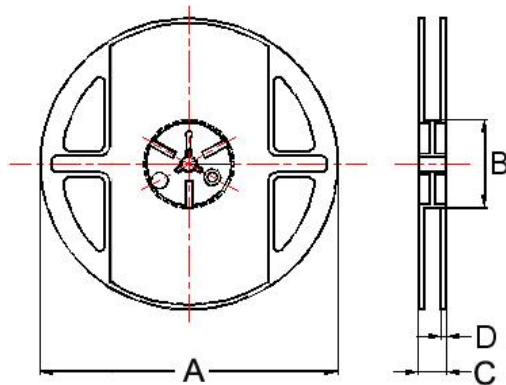
Tape Dimensions



Tape Material



Reel Dimensions



Dimensions in mm

TYPE	Tape Dimensions								Reel Dimensions				Quantity PCS / Reel
	A	B	T	W	P	F	K	Tape	A	B	C	D	
BSCY00160808	1.05	1.85	0.95	8.0	4.0	3.5	-	B	178	60	12	1.5	4000
BSCY00201209	1.50	2.30	0.97	8.0	4.0	3.5	-	B	178	60	12	1.5	4000
BSCY00201212	1.35	2.25	0.22	8.0	4.0	3.5	1.35	A	178	60	12	1.5	3000

For More Information:

Americas - prodinfo_power_americas@yageo.com | Europe - prodinfo_power_emea@yageo.com | Asia - prodinfo_power_asia@yageo.com

Performance warranty of products offered on this data sheet is limited to the parameters specified. Data is subject to change without notice. Other brand and product names mentioned herein may be trademarks or registered trademarks of their respective owners. © Copyright, 2022. Pulse Electronics, Inc. All rights reserved.