

ARG Series

Wirewound power resistors in Al case



The Ohmite ARG series features wired connection points with insulated connectors. The finned extrusion profile allows for more thermal efficiencies and can also be heatsinked for more power dissipation. The ARG series resistors are suitable for power electronic circuits (eg. motor control, braking, frequency converters).



SPECIFICATIONS

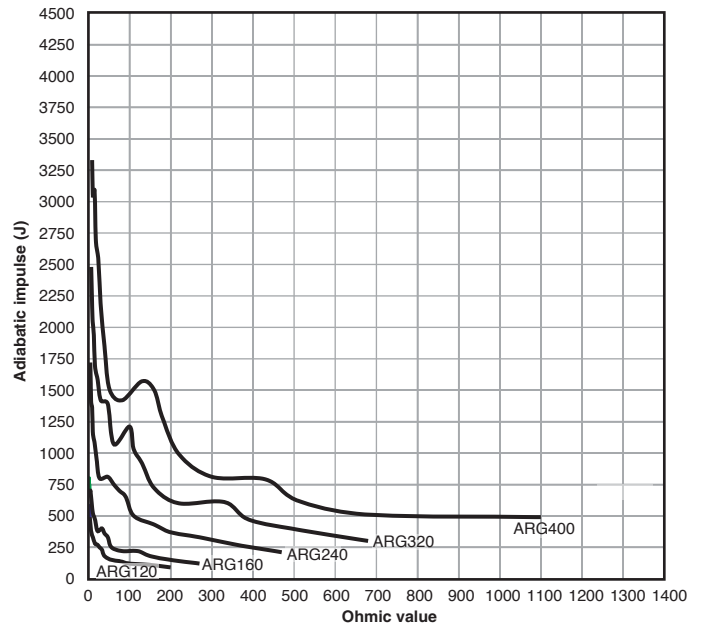
Series	Nominal load at 25°C			Resistance	Max. Overload Voltage
	No heatsink P _{NED=30%*}	with heatsink P _{NED=100%*}	P _N		
ARG120	120	45	150W	1R6 ~ 180R	1,000VAC
ARG160	160	60	200W	2R2 ~ 240R	1,000VAC
ARG240	240	70	300W	4R7 ~ 430R	1,500VAC
ARG320	320	80	400W	6R8 ~ 620R	2,000VAC
ARG400	400	100	500W	9R1 ~ 910R	2,300VAC

*ED – load factor = percentual ratio of switch-on-time against cycle period - typical 120 s

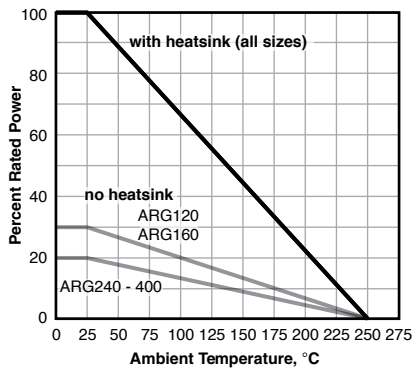
CHARACTERISTICS

Maximal surface temperature	250°C
Tolerances	±5%
TCR	(10 ⁻⁶ /K) ≤ ±150ppm
Maximum operating voltage (VAC)	√(P×R)
Stability	±5% at +25°C and P _{NED} =100%, 1,000 hours
Pulse overload	10 x P _{NED} =100%, 5 sec
Isolation resistance	≥10GΩ at 500VAC
Isolation test voltage	4000VAC
Climatic category	50 / 200 / 56
Specification	TSB-356, TPTE57-155/98, CSN 60115-1/QC400 000

Adiabatic impulse



Derating

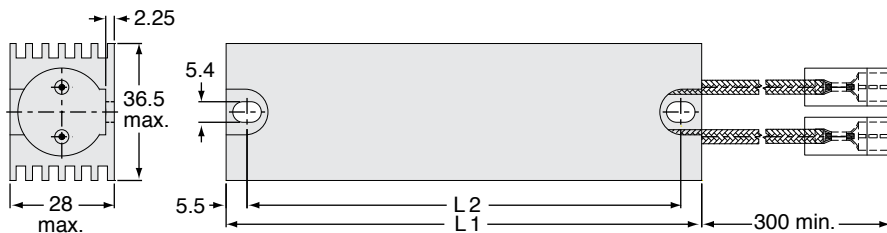


(continued)

ARG Series

Wirewound power resistors in Al case

DIMENSIONS



Series	L1 (mm)	L2 (mm)	Weight (g)
ARG120	90	79	180
ARG160	105	94	208
ARG240	155	144	310
ARG320	200	189	400
ARG400	260	249	515

ORDERING INFORMATION

Wire connections
0.25 inch female covered quick connectors

ARGT160C25RJ

Series Thermal cut-off blank = no cut-off Size (mm) Resistance Tolerance J = 5%

Standard part numbers

ARG120C 2R J ARG240C 16R J
 ARG120C 5R J ARG240C 22R J
 ARG120C 10R J ARG320C 8R J
 ARG120C 15R J ARG320C 10R J
 ARG120C 25R J ARG320C 12R J
 ARG160C 4R J ARG320C 18R J
 ARG160C 6R J ARG320C 24R J
 ARG160C 8R J ARG400C 10R J
 ARG160C 12R J ARG400C 15R J
 ARG160C 20R J ARG400C 20R J
 ARG240C 5R J ARG400C 25R J
 ARG240C 7R5 J ARG400C 50R J
 ARG240C 10R J