

Metallized Polypropylene Film Capacitors

MKP Radial Potted Type



Dimensions in mm

APPLICATIONS

Low losses due to low contact resistance and low loss dielectric result in applications where high frequency occur or high stability is preferred. Their small dimensions make them suitable for circuits with high packaging density.

MARKING

C-value; rated voltage; tolerance; code for manufacturer; year and week of manufacture; manufacturers type designation

DIELECTRIC

Polypropylene film

ELECTRODES

Vacuum deposited aluminum

ENCAPSULATION

Flame retardant plastic case and epoxy resin (UL-class 94 V-0)

CONSTRUCTION

Wound mono construction

LEADS

Tinned wire

CAPACITANCE RANGE (E24 SERIES)

0.001 to 1.2 μ F

FEATURES

5, 10 and 15 mm lead pitch. Supplied loose in box, in ammpack and taped on reel. Intermediate values are available of the E96 series

Lead (Pb)-free product

RoHS-compliant product

CAPACITANCE TOLERANCE

$\pm 5\%$; $\pm 2\%$

RATED (DC) VOLTAGE

63 V; 160 V; 250 V; 400 V; 630 V

RATED (AC) VOLTAGE

25 V; 63 V; 100 V; 125 V; 160 V

RATED PEAK-TO-PEAK VOLTAGE

70 V; 180 V; 280 V; 350 V; 450 V

CLIMATIC CATEGORY

55/085/56

RATED TEMPERATURE (DC)

85 °C

RATED TEMPERATURE (AC)

85 °C

MAXIMUM APPLICATION TEMPERATURE

85 °C

REFERENCE SPECIFICATIONS

IEC 60384-16

PERFORMANCE GRADE

Grade 1 (long life)

STABILITY GRADE

Grade 1

DETAIL SPECIFICATION

For more detailed data and test requirements contact:
filmcaps.roeselare@vishay.com



RoHS
COMPLIANT

COMPOSITION OF CATALOG NUMBER

| TYPE AND PITCHES | |
|------------------|------------------|
| 416 | 5.0/10.0/15.0 mm |
| 417 | 5.0/10.0/15.0 mm |
| 418 | 5.0/10.0/15.0 mm |
| 419 | 5.0/10.0/15.0 mm |
| 420 | 5.0/10.0/15.0 mm |

CAPACITANCE
(numerically)

| MULTIPLIER (nF) | |
|--------------------|---|
| 0.01 | 2 |
| 0.1 | 3 |
| 1 | 4 |

| | | | | |
|-------|-----|----|----|---|
| 2222 | 4.. | XX | XX | X |
| BFC2* | 4.. | XX | XX | X |

Example:
1004 = 100 x 1 = 100 nF

* Use this partnumber for those with access to the Vishay's SAP system and Partners website within the Americas

| TYPE | PACKAGING | PITCH (mm) | LEAD CONFIGURATION | PREFERRED TYPES | | | | | | |
|------|-----------------|---------------|---------------------------------------|-----------------|------------|-------|-------|-------|-------|--|
| | | | | C-TOL | 63 V | 160 V | 250 V | 400 V | 630 V | |
| 416 | Taped; see note | 5/10/15 | H = 18.5 mm; P ₀ = 12.7 mm | ± 2 % | 1 | | | | | |
| | Loose in box | 15 | lead length 3.5 ± 0.3 mm | ± 2 % | 7 | | | | | |
| 417 | Taped; see note | 5/10/15 | H = 18.5 mm; P ₀ = 12.7 mm | ± 2 % | | 1 | | | | |
| | Loose in box | 15 | lead length 3.5 ± 0.3 mm | ± 2 % | | 7 | | | | |
| 418 | Taped; see note | 5/10/15 | H = 18.5 mm; P ₀ = 12.7 mm | ± 2 % | | | 1 | | | |
| | Loose in box | 15 | lead length 3.5 ± 0.3 mm | ± 2 % | | | 7 | | | |
| 419 | Taped; see note | 5/10/15 | H = 18.5 mm; P ₀ = 12.7 mm | ± 2 % | | | | 1 | | |
| | Loose in box | 15 | lead length 3.5 ± 0.3 mm | ± 2 % | | | | 7 | | |
| 420 | Taped; see note | 5/10/15 | H = 18.5 mm; P ₀ = 12.7 mm | ± 2 % | | | | | 1 | |
| | Loose in box | 15 | lead length 3.5 ± 0.3 mm | ± 2 % | | | | | 7 | |
| | | | | | ON REQUEST | | | | | |
| 416 | Taped; see note | 5/10/15 | H = 18.5 mm; P ₀ = 12.7 mm | ± 5 % | 0 | | | | | |
| | Loose in box | 5/10 | lead length 4.0 + 1.0/- 0.5 mm | ± 5 % | 3 | | | | | |
| | | 15 | lead length 3.5 ± 0.3 mm | ± 2 % | 4 | | | | | |
| 417 | Taped; see note | 5/10/15 | H = 18.5 mm; P ₀ = 12.7 mm | ± 5 % | | 0 | | | | |
| | Loose in box | 5/10 | lead length 4.0 + 1.0/- 0.5 mm | ± 5 % | | 3 | | | | |
| | | 15 | lead length 3.5 ± 0.3 mm | ± 2 % | 4 | | | | | |
| 418 | Taped; see note | 5/10/15 | H = 18.5 mm; P ₀ = 12.7 mm | ± 5 % | | | 0 | | | |
| | Loose in box | 5/10 | lead length 4.0 + 1.0/- 0.5 mm | ± 5 % | | | 3 | | | |
| | | 15 | lead length 3.5 ± 0.3 mm | ± 2 % | 4 | | | | | |
| 419 | Taped; see note | 5/10/15 | H = 18.5 mm; P ₀ = 12.7 mm | ± 5 % | | | | 0 | | |
| | Loose in box | 5/10 | lead length 4.0 + 1.0/- 0.5 mm | ± 5 % | | | | 3 | | |
| | | 15 | lead length 3.5 ± 0.3 mm | ± 2 % | 4 | | | | | |
| 420 | Taped; see note | 5/10/15 | H = 18.5 mm; P ₀ = 12.7 mm | ± 5 % | | | | | 0 | |
| | Loose in box | 5/10 | lead length 4.0 + 1.0/- 0.5 mm | ± 5 % | | | | | 3 | |
| | | 15 | lead length 3.5 ± 0.3 mm | ± 2 % | 4 | | | | | |
| 420 | Loose in box | 15 | lead length 3.5 ± 0.3 mm | ± 5 % | | | | | 6 | |
| | | | | ± 2 % | | | | | | |

Note:

Pitch = 5 and 10 mm: taped on ammpack

Pitch = 15 mm: taped on reel with diameter = 356 mm



Metallized Polypropylene Film Capacitors Vishay BCcomponents
MKP Radial Potted Type

SPECIFIC REFERENCE DATA

| DESCRIPTION | VALUE | | | | |
|---|--------------------------|---------------------|--------------------------|---------------------|---------------------|
| | at 10 kHz | | at 100 kHz | | |
| Tangent of loss angle: | | | | | |
| $C \leq 0.0091 \mu\text{F}$ | $\leq 5 \times 10^{-4}$ | | $\leq 10 \times 10^{-4}$ | | |
| $0.0091 \mu\text{F} < C \leq 0.027 \mu\text{F}$ | $\leq 5 \times 10^{-4}$ | | $\leq 15 \times 10^{-4}$ | | |
| $0.027 \mu\text{F} < C \leq 0.075 \mu\text{F}$ | $\leq 5 \times 10^{-4}$ | | $\leq 20 \times 10^{-4}$ | | |
| $0.075 \mu\text{F} < C \leq 0.11 \mu\text{F}$ | $\leq 5 \times 10^{-4}$ | | $\leq 25 \times 10^{-4}$ | | |
| $0.11 \mu\text{F} < C \leq 0.18 \mu\text{F}$ | $\leq 10 \times 10^{-4}$ | | $\leq 30 \times 10^{-4}$ | | |
| $0.18 \mu\text{F} < C \leq 0.27 \mu\text{F}$ | $\leq 10 \times 10^{-4}$ | | $\leq 35 \times 10^{-4}$ | | |
| $0.27 \mu\text{F} < C \leq 0.39 \mu\text{F}$ | $\leq 10 \times 10^{-4}$ | | $\leq 40 \times 10^{-4}$ | | |
| $0.39 \mu\text{F} < C \leq 0.56 \mu\text{F}$ | $\leq 10 \times 10^{-4}$ | | $\leq 45 \times 10^{-4}$ | | |
| $0.56 \mu\text{F} < C \leq 0.75 \mu\text{F}$ | $\leq 10 \times 10^{-4}$ | | $\leq 50 \times 10^{-4}$ | | |
| $0.75 \mu\text{F} < C \leq 1.1 \mu\text{F}$ | $\leq 10 \times 10^{-4}$ | | $\leq 60 \times 10^{-4}$ | | |
| Rated voltage pulse slope $(dU/dt)_R$: | at 63 V (DC) | at 100 V (DC) | at 250 V (DC) | at 400 V (DC) | at 630 V (DC) |
| P = 5 mm | 50 V/ μs | 50 V/ μs | 50 V/ μs | 50 V/ μs | 50 V/ μs |
| P = 10 mm | 20 V/ μs | 20 V/ μs | 20 V/ μs | 20 V/ μs | 50 V/ μs |
| P = 15 mm | 50 V/ μs | 50 V/ μs | 50 V/ μs | 50 V/ μs | 50 V/ μs |
| R between leads, for $C \leq 0.33 \mu\text{F}$: | | | | | |
| at 50 V; 1 minute | > 100000 M Ω | | | | |
| at 100 V; 1 minute | | > 100000 M Ω | > 100000 M Ω | > 100000 M Ω | > 100000 M Ω |
| RC between leads, for $C > 0.33 \mu\text{F}$ at 10 V; 1 minute | > 30000 s | >30000 s | >30000 s | >30000 s | |
| R between interconnecting leads and casing; 50 V; 1 minute | > 100000 M Ω | > 100000 M Ω | > 100000 M Ω | > 100000 M Ω | > 100000 M Ω |
| Withstanding (DC) voltage (cut off current 10 mA); rise time 100 V/s | 100 V; 1 minute | 260 V; 1 minute | 400 V; 1 minute | 640 V; 1 minute | 1000 V; 1 minute |
| Withstanding (DC) voltage between leads and case | 2840 V; 1 minute | 2840 V; 1 minute | 2840 V; 1 minute | 2840 V; 1 minute | 1260 V; 1 minute |

MKP 416 to 420



Vishay BCcomponents Metallized Polypropylene Film Capacitors MKP Radial Potted Type

$U_{Rdc} = 63 V$; $U_{Rac} = 25 V$; $U_{p-p} = 70 V$

| C (E 24) (μF) | DIMENSIONS $w \times h \times l$ (mm) | MASS (g) | CATALOG NUMBER 2222 416 AND PACKAGING | | | | | | | |
|--|---|-------------|---|-------|---------------------------------------|------|--|------|---------------------------------------|-----|
| | | | AMMOPACK | | LOOSE IN BOX | | REEL | | LOOSE IN BOX | |
| | | | H = 18.5 mm; P ₀ = 12.7 mm | | It = 4.0 + 1.0/- 0.5 mm | | H = 18.5 mm; P ₀ = 12.7 mm | | It = 3.5 ± 0.3 mm | |
| | | | C-tol = ± 2 % | SPQ | C-tol = ± 2 % | SPQ | C-tol = ± 2 % | SPQ | C-tol = ± 2 % | SPQ |
| | | | last 5 digits of catalog number | | last 5 digits of catalog number | | last 5 digits of catalog number | | last 5 digits of catalog number | |
| Pitch = 5.0 ± 0.3 mm; d_t = 0.50 ± 0.05 mm | | | | | | | | | | |
| 0.036 | 4.5 × 9.0 × 7.2 | 0.45 | 13603 | 1000 | 43603 | 2000 | | | | |
| 0.039 | | | 13903 | | 43903 | | | | | |
| 0.043 | | | 14303 | | 44303 | | | | | |
| 0.047 | | | 14703 | | 44703 | | | | | |
| 0.051 | 6.0 × 11.0 × 7.2 | 0.60 | 15103 | 750 | 45103 | 1500 | | | | |
| 0.056 | | | 15603 | | 45603 | | | | | |
| 0.062 | | | 16203 | | 46203 | | | | | |
| 0.068 | | | 16803 | | 46803 | | | | | |
| 0.075 | | | 17503 | | 47503 | | | | | |
| 0.082 | | | 18203 | | 48203 | | | | | |
| 0.091 | | | 19103 | | 49103 | | | | | |
| 0.1 | | | 11004 | | 41004 | | | | | |
| 0.11 | | | 11104 | | 41104 | | | | | |
| 0.12 | | | 11204 | | 41204 | | | | | |
| Pitch = 10.0 ± 0.4 mm; d_t = 0.60 ± 0.06 mm | | | | | | | | | | |
| 0.13 | 5.0 × 11.0 × 12.5 | 0.85 | 11304 | 600 | 41304 | 1000 | | | | |
| 0.15 | | | 11504 | | 41504 | | | | | |
| 0.16 | 6.0 × 12.0 × 12.5 | 1.10 | 11604 | 500 | 41604 | 750 | | | | |
| 0.18 | | | 11804 | | 41804 | | | | | |
| 0.20 | | | 12004 | | 42004 | | | | | |
| 0.22 | | | 12204 | | 42204 | | | | | |
| 0.24 | | | 12404 | | 42404 | | | | | |
| 0.27 | | | 12704 | | 42704 | | | | | |
| Pitch = 15.0 ± 0.4 mm; d_t = 0.60 ± 0.06 mm | | | | | | | | | | |
| 0.3 | 6.0 × 12.0 × 17.5 | 1.4 | | | 13004 | 900 | 73004 | 1000 | | |
| 0.33 | | | 13304 | 73304 | | | | | | |
| 0.36 | | | 13604 | 73604 | | | | | | |
| 0.39 | | | 13904 | 73904 | | | | | | |
| Pitch = 15.0 ± 0.4 mm; d_t = 0.80 ± 0.08 mm | | | | | | | | | | |
| 0.43 | 7.0 × 13.5 × 17.5 | 1.9 | | | 14304 | 800 | 74304 | 750 | | |
| 0.47 | | | 14704 | 74704 | | | | | | |
| 0.51 | | | 15104 | 75104 | | | | | | |
| 0.56 | | | 15604 | 75604 | | | | | | |
| 0.62 | 8.5 × 15.0 × 17.5 | 2.6 | | | 16204 | 650 | 76204 | 750 | | |
| 0.68 | | | 16804 | 76804 | | | | | | |
| 0.75 | | | 17504 | 77504 | | | | | | |
| 0.82 | | | 18204 | 78204 | | | | | | |
| 0.91 | 10.0 × 16.5 × 17.5 | 3.1 | | | 19104 | 600 | 79104 | 500 | | |
| 1.0 | | | 11005 | 71005 | | | | | | |
| 1.1 | | | 11105 | 71105 | | | | | | |



Metallized Polypropylene Film Capacitors Vishay BCcomponents
MKP Radial Potted Type

$U_{Rdc} = 160\text{ V}$; $U_{Rac} = 63\text{ V}$; $U_{p-p} = 180\text{ V}$

| C (E 24) (μF) | DIMENSIONS $w \times h \times l$ (mm) | MASS (g) | CATALOG NUMBER 2222 417 AND PACKAGING | | | | | | | |
|--|---|---------------------------------------|---|-------|----------------------------|------|--|------|----------------------|-----|
| | | | AMMOPACK | | LOOSE IN BOX | | REEL | | LOOSE IN BOX | |
| | | | H = 18.5 mm; P ₀ = 12.7 mm | | It = 4.0 + 1.0/- 0.5 mm | | H = 18.5 mm; P ₀ = 12.7 mm | | It = 3.5 ± 0.3 mm | |
| | | | C-tol = ± 2 % | SPQ | C-tol = ± 2 % | SPQ | C-tol = ± 2 % | SPQ | C-tol = ± 2 % | SPQ |
| last 5 digits of catalog number | last 5 digits of catalog number | last 5 digits of catalog number | last 5 digits of catalog number | | | | | | | |
| Pitch = 5.0 ± 0.3 mm; d_t = 0.50 ± 0.05 mm | | | | | | | | | | |
| 0.024 | 4.5 × 9.0 × 7.2 | 0.45 | 12403 | 1000 | 42403 | 2000 | | | | |
| 0.027 | | | 12703 | | 42703 | | | | | |
| 0.03 | | | 13003 | | 43003 | | | | | |
| 0.033 | | | 13303 | | 43303 | | | | | |
| 0.036 | 6.0 × 11.0 × 7.2 | 0.60 | 13603 | 750 | 43603 | 1500 | | | | |
| 0.039 | | | 13903 | | 43903 | | | | | |
| 0.043 | | | 14303 | | 44303 | | | | | |
| 0.047 | | | 14703 | | 44703 | | | | | |
| 0.051 | | | 15103 | | 45103 | | | | | |
| 0.056 | | | 15603 | | 45603 | | | | | |
| 0.062 | | | 16203 | | 46203 | | | | | |
| 0.068 | | | 16803 | | 46803 | | | | | |
| Pitch = 10.0 ± 0.4 mm; d_t = 0.60 ± 0.06 mm | | | | | | | | | | |
| 0.075 | 4.0 × 10.0 × 12.5 | 0.60 | 17503 | 750 | 47503 | 1000 | | | | |
| 0.082 | | | 18203 | | 48203 | | | | | |
| 0.091 | | | 19103 | | 49103 | | | | | |
| 0.1 | | | 11004 | | 41004 | | | | | |
| 0.11 | 5.0 × 11.0 × 12.5 | 0.85 | 11104 | 600 | 41104 | 1000 | | | | |
| 0.12 | | | 11204 | | 41204 | | | | | |
| 0.13 | | | 11304 | | 41304 | | | | | |
| 0.15 | | | 11504 | | 41504 | | | | | |
| 0.16 | 6.0 × 12.0 × 12.5 | 1.10 | 11604 | 500 | 41604 | 750 | | | | |
| 0.18 | | | 11804 | | 41804 | | | | | |
| 0.20 | | | 12004 | | 42004 | | | | | |
| 0.22 | | | 12204 | | 42204 | | | | | |
| 0.24 | | | 12404 | | 42404 | | | | | |
| Pitch = 15.0 ± 0.4 mm; d_t = 0.60 ± 0.06 mm | | | | | | | | | | |
| 0.27 | 5.0 × 11.0 × 17.5 | 1.2 | | | 12704 | 1100 | 72704 | 1250 | | |
| 0.3 | 6.0 × 12.0 × 17.5 | 1.4 | | | 13004 | 900 | 73004 | 1000 | | |
| 0.33 | | | 13304 | 73304 | | | | | | |
| 0.36 | | | 13604 | 73604 | | | | | | |
| 0.39 | | | 13904 | 73904 | | | | | | |
| | | | | | | | | | | |
| Pitch = 15.0 ± 0.4 mm; d_t = 0.80 ± 0.08 mm | | | | | | | | | | |
| 0.43 | 7.0 × 13.5 × 17.5 | 1.9 | | | 14304 | 800 | 74304 | 750 | | |
| 0.47 | | | 14704 | 74704 | | | | | | |
| 0.51 | | | 15104 | 75104 | | | | | | |
| 0.56 | | | 15604 | 75604 | | | | | | |
| 0.62 | 8.5 × 15.0 × 17.5 | 2.6 | | | 16204 | 650 | 76204 | 750 | | |
| 0.68 | | | 16804 | 76804 | | | | | | |
| 0.75 | | | 17504 | 77504 | | | | | | |
| 0.82 | | | 18204 | 78204 | | | | | | |
| | | | | | | | | | | |
| 0.91 | 10.0 × 16.5 × 17.5 | 3.1 | | | 19104 | 600 | 79104 | 500 | | |
| 1.0 | | | 11005 | 71005 | | | | | | |
| 1.1 | | | 11105 | 71105 | | | | | | |

MKP 416 to 420



Vishay BCcomponents Metallized Polypropylene Film Capacitors MKP Radial Potted Type

$U_{Rdc} = 250 \text{ V}$; $U_{Rac} = 25 \text{ V}$; $U_{p-p} = 70 \text{ V}$

| C (E 24) (μF) | DIMENSIONS $w \times h \times l$ (mm) | MASS (g) | CATALOG NUMBER 2222 418 AND PACKAGING | | | | | | | |
|--|---|-------------|--|------|--|------|--|------|--|-----|
| | | | AMMOPACK | | LOOSE IN BOX | | REEL | | LOOSE IN BOX | |
| | | | H = 18.5 mm; P ₀ = 12.7 mm | | It = 4.0 + 1.0/- 0.5 mm | | H = 18.5 mm; P ₀ = 12.7 mm | | It = 3.5 ± 0.3 mm | |
| | | | C-tol = ± 2 % last 5 digits of catalog number | SPQ | C-tol = ± 2 % last 5 digits of catalog number | SPQ | C-tol = ± 2 % last 5 digits of catalog number | SPQ | C-tol = ± 2 % last 5 digits of catalog number | SPQ |
| Pitch = 5.0 ± 0.3 mm; d_t = 0.50 ± 0.05 mm | | | | | | | | | | |
| 0.01 0.011 0.012 0.013 0.015 | 3.5 × 8.0 × 7.2 | 0.35 | 11003 | 1500 | 41003 | 3000 | | | | |
| | | | 11103 | | 41103 | | | | | |
| | | | 11203 | | 41203 | | | | | |
| | | | 11303 | | 41303 | | | | | |
| | | | 11503 | | 41503 | | | | | |
| 0.016 0.018 0.02 0.022 0.024 | 4.5 × 9.0 × 7.2 | 0.45 | 11603 | 1000 | 41603 | 2000 | | | | |
| | | | 11803 | | 41803 | | | | | |
| | | | 12003 | | 42003 | | | | | |
| | | | 12203 | | 42203 | | | | | |
| | | | 12403 | | 42403 | | | | | |
| 0.027 0.03 0.033 0.036 0.039 0.043 | 6.0 × 11.0 × 7.2 | 0.60 | 12703 | 750 | 42703 | 1500 | | | | |
| | | | 13003 | | 43003 | | | | | |
| | | | 13303 | | 43303 | | | | | |
| | | | 13603 | | 43603 | | | | | |
| | | | 13903 | | 43903 | | | | | |
| | | | 14303 | | 44303 | | | | | |
| Pitch = 10.0 ± 0.4 mm; d_t = 0.60 ± 0.06 mm | | | | | | | | | | |
| 0.047 0.051 0.056 0.062 0.068 | 4.0 × 10.0 × 12.5 | 0.60 | 14703 | 750 | 44703 | 1000 | | | | |
| | | | 15103 | | 45103 | | | | | |
| | | | 15603 | | 45603 | | | | | |
| | | | 16203 | | 46203 | | | | | |
| | | | 16803 | | 46803 | | | | | |
| 0.075 0.082 0.091 | 5.0 × 11.0 × 12.5 | 0.85 | 17503 | 600 | 47503 | 1000 | | | | |
| | | | 18203 | | 48203 | | | | | |
| | | | 19103 | | 49103 | | | | | |
| 0.1 0.11 0.12 0.13 | 6.0 × 12.0 × 12.5 | 1.10 | 11004 | 500 | 41004 | 750 | | | | |
| | | | 11104 | | 41104 | | | | | |
| | | | 11204 | | 41204 | | | | | |
| | | | 11304 | | 41304 | | | | | |
| Pitch = 15.0 ± 0.4 mm; d_t = 0.60 ± 0.06 mm | | | | | | | | | | |
| 0.15 0.16 | 5.0 × 11.0 × 17.5 | 1.2 | | | 11504 | 1100 | 71504 | 1250 | | |
| | | | | | 11604 | | 71604 | | | |
| 0.18 0.2 0.22 0.24 | 6.0 × 12.0 × 17.5 | 1.4 | | | 11804 | 900 | 71804 | 1000 | | |
| | | | | | 12004 | | 72004 | | | |
| | | | | | 12204 | | 72204 | | | |
| | | | | | 12404 | | 72404 | | | |
| Pitch = 15.0 ± 0.4 mm; d_t = 0.80 ± 0.08 mm | | | | | | | | | | |
| 0.27 0.3 0.33 0.36 | 7.0 × 13.5 × 17.5 | 1.9 | | | 12704 | 800 | 72704 | 750 | | |
| | | | | | 13004 | | 73004 | | | |
| | | | | | 13304 | | 73304 | | | |
| | | | | | 13604 | | 73604 | | | |
| 0.39 0.43 0.47 0.51 | 8.5 × 15.0 × 17.5 | 2.6 | | | 13904 | 650 | 73904 | 750 | | |
| | | | | | 14304 | | 74304 | | | |
| | | | | | 14704 | | 74704 | | | |
| | | | | | 15104 | | 75104 | | | |
| 0.56 0.62 0.68 | 10.0 × 16.5 × 17.5 | 3.1 | | | 15604 | 600 | 75604 | 500 | | |
| | | | | | 16204 | | 76204 | | | |
| | | | | | 16804 | | 76804 | | | |



Metallized Polypropylene Film Capacitors Vishay BCcomponents
MKP Radial Potted Type

$U_{Rdc} = 400\text{ V}$; $U_{Rac} = 125\text{ V}$; $U_{p-p} = 350\text{ V}$

| C (E 24) (μF) | DIMENSIONS $w \times h \times l$ (mm) | MASS (g) | CATALOG NUMBER 2222 419 AND PACKAGING | | | | | | | |
|--|---|-------------|---|------|---------------------------------------|------|--|-----|---------------------------------------|-----|
| | | | AMMOPACK | | LOOSE IN BOX | | REEL | | LOOSE IN BOX | |
| | | | H = 18.5 mm; P ₀ = 12.7 mm | | It = 4.0 + 1.0/- 0.5 mm | | H = 18.5 mm; P ₀ = 12.7 mm | | It = 3.5 ± 0.3 mm | |
| | | | C-tol = ± 2 % | | C-tol = ± 2 % | | C-tol = ± 2 % | | C-tol = ± 2 % | |
| | | | last 5 digits of catalog number | SPQ | last 5 digits of catalog number | SPQ | last 5 digits of catalog number | SPQ | last 5 digits of catalog number | SPQ |
| Pitch = 5.0 ± 0.3 mm; d_t = 0.50 ± 0.05 mm | | | | | | | | | | |
| 0.001 | 3.5 × 8.0 × 7.2 | 0.35 | 11002 | 1500 | 41002 | 3000 | | | | |
| 0.0011 | | | 11102 | | 41102 | | | | | |
| 0.0012 | | | 11202 | | 41202 | | | | | |
| 0.0013 | | | 11302 | | 41302 | | | | | |
| 0.0015 | | | 11502 | | 41502 | | | | | |
| 0.0016 | | | 11602 | | 41602 | | | | | |
| 0.0018 | | | 11802 | | 41802 | | | | | |
| 0.002 | | | 12002 | | 42002 | | | | | |
| 0.0022 | | | 12202 | | 42202 | | | | | |
| 0.0024 | | | 12402 | | 42402 | | | | | |
| 0.0027 | | | 12702 | | 42702 | | | | | |
| 0.003 | | | 13002 | | 43002 | | | | | |
| 0.0033 | | | 13302 | | 43302 | | | | | |
| 0.0036 | | | 13602 | | 43602 | | | | | |
| 0.0039 | | | 13902 | | 43902 | | | | | |
| 0.0043 | 4.5 × 9.0 × 7.2 | 0.45 | 14302 | 1000 | 44302 | 2000 | | | | |
| 0.0047 | | | 14702 | | 44702 | | | | | |
| 0.0051 | | | 15102 | | 45102 | | | | | |
| 0.0056 | | | 15602 | | 45602 | | | | | |
| 0.0062 | | | 16202 | | 46202 | | | | | |
| 0.0068 | | | 16802 | | 46802 | | | | | |
| 0.0075 | | | 17502 | | 47502 | | | | | |
| 0.0082 | | | 18202 | | 48202 | | | | | |
| 0.0091 | | | 19102 | | 49102 | | | | | |
| 0.01 | | | 11003 | | 41003 | | | | | |
| 0.011 | 11103 | 41103 | | | | | | | | |
| 0.012 | 11203 | 41203 | | | | | | | | |
| 0.013 | 6.0 × 11.0 × 7.2 | 0.60 | 11303 | 750 | 41303 | 1500 | | | | |
| 0.015 | | | 11503 | | 41503 | | | | | |
| 0.016 | | | 11603 | | 41603 | | | | | |
| 0.018 | | | 11803 | | 41803 | | | | | |
| 0.02 | | | 12003 | | 42003 | | | | | |
| Pitch = 10.0 ± 0.4 mm; d_t = 0.60 ± 0.06 mm | | | | | | | | | | |
| 0.022 | 4.0 × 10.0 × 12.5 | 0.60 | 12203 | 750 | 42203 | 1000 | | | | |
| 0.024 | | | 12403 | | 42403 | | | | | |
| 0.027 | | | 12703 | | 42703 | | | | | |
| 0.03 | | | 13003 | | 43003 | | | | | |
| 0.033 | | | 13303 | | 43303 | | | | | |
| 0.036 | 5.0 × 11.0 × 12.5 | 0.85 | 13603 | 600 | 43603 | 1000 | | | | |
| 0.039 | | | 13903 | | 43903 | | | | | |
| 0.043 | | | 14303 | | 44303 | | | | | |
| | | | | | | | | | | |

MKP 416 to 420



Vishay BCcomponents Metallized Polypropylene Film Capacitors MKP Radial Potted Type

| C (E 24) (μ F) | DIMENSIONS w × h × l (mm) | MASS (g) | CATALOG NUMBER 2222 419 AND PACKAGING | | | | | | | |
|--|---------------------------------------|---------------------------------------|---|-----|---|-----|---|------|---|------|
| | | | AMMOPACK | | LOOSE IN BOX | | REEL | | LOOSE IN BOX | |
| | | | H = 18.5 mm; P ₀ = 12.7 mm | | It = 4.0 + 1.0/- 0.5 mm | | H = 18.5 mm; P ₀ = 12.7 mm | | It = 3.5 ± 0.3 mm | |
| | | | C-tol = ± 2 % | SPQ | C-tol = ± 2 % | SPQ | C-tol = ± 2 % | SPQ | C-tol = ± 2 % | SPQ |
| last 5 digits of catalog number | last 5 digits of catalog number | last 5 digits of catalog number | last 5 digits of catalog number | | | | | | | |
| 0.047 0.051 0.056 0.062 0.068 | 6.0 × 12.0 × 12.5 | 1.10 | 14703 15103 15603 16203 16803 | 500 | 44703 45103 45603 46203 46803 | 750 | | | | |
| Pitch = 15.0 ± 0.4 mm; d_t = 0.60 ± 0.06 mm | | | | | | | | | | |
| 0.075 0.082 | 5.0 × 11.0 × 17.5 | 1.2 | | | | | 17503 18203 | 1100 | 77503 78203 | 1250 |
| 0.091 0.1 0.11 0.12 0.13 | 6.0 × 12.0 × 17.5 | 1.4 | | | | | 19103 11004 11104 11204 11304 | 900 | 79103 71004 71104 71204 71304 | 1000 |
| Pitch = 15.0 ± 0.4 mm; d_t = 0.80 ± 0.08 mm | | | | | | | | | | |
| 0.15 0.16 0.18 | 7.0 × 13.5 × 17.5 | 1.9 | | | | | 11504 11604 11804 | 800 | 71504 71604 71804 | 750 |
| 0.2 0.22 0.24 0.27 | 8.5 × 15.0 × 17.5 | 2.6 | | | | | 12004 12204 12404 12704 | 650 | 72004 72204 72404 72704 | 750 |
| 0.3 0.33 0.36 | 10.0 × 16.5 × 17.5 | 3.1 | | | | | 13004 13304 13604 | 600 | 73004 73304 73604 | 500 |

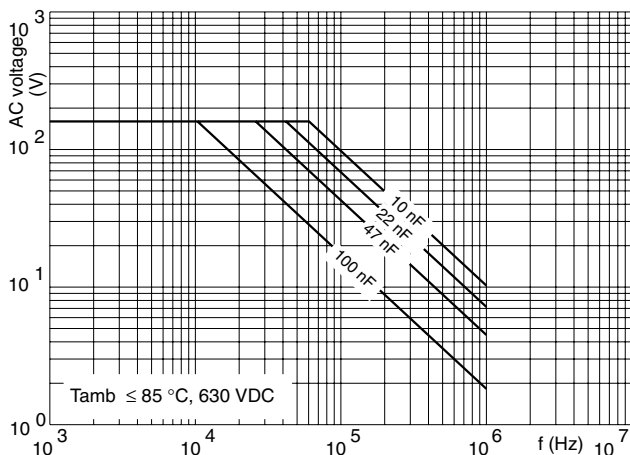
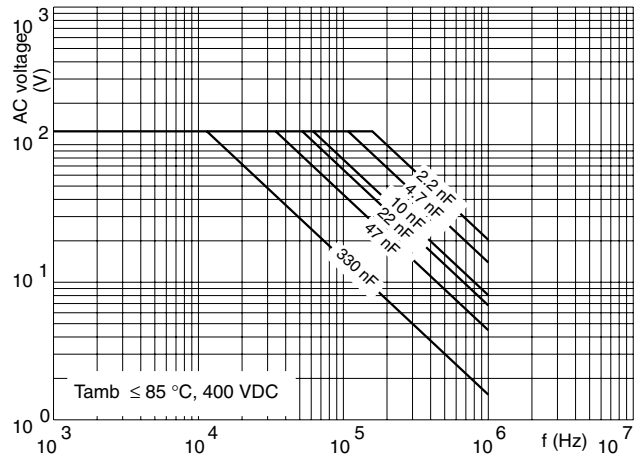
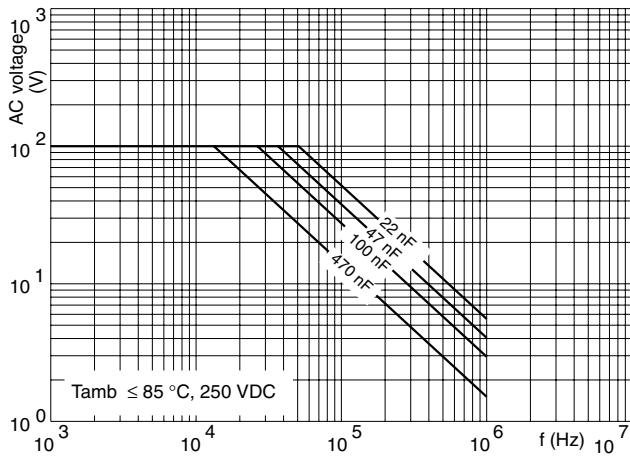
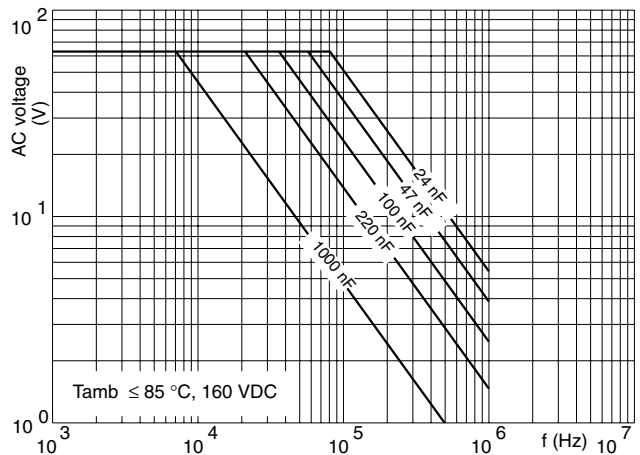
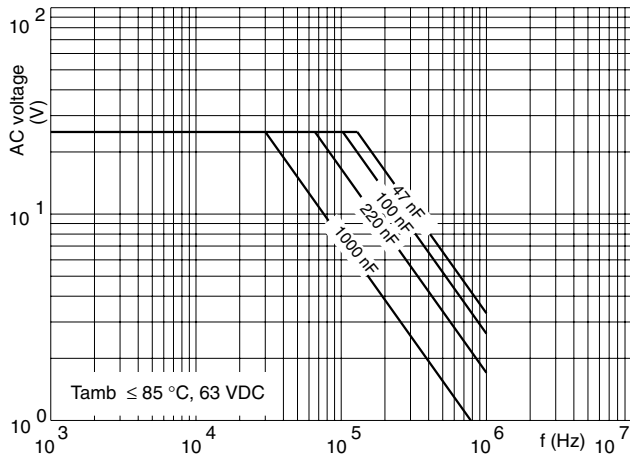


Metallized Polypropylene Film Capacitors Vishay BCcomponents
MKP Radial Potted Type

$U_{Rdc} = 630\text{ V}$; $U_{Rac} = 160\text{ V}$; $U_{p-p} = 450\text{ V}$

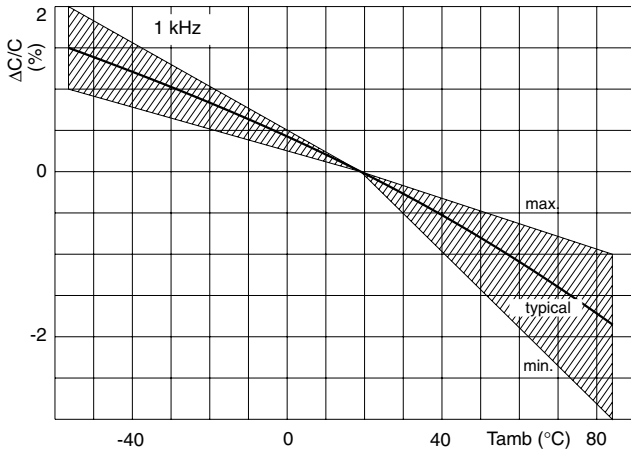
| C (E 24) (μF) | DIMENSIONS $w \times h \times l$ (mm) | MASS (g) | CATALOG NUMBER 2222 420 AND PACKAGING | | | | | | | |
|--|---|-------------|---|------|---------------------------------------|------|--|------|---------------------------------------|-----|
| | | | AMMOPACK | | LOOSE IN BOX | | REEL | | LOOSE IN BOX | |
| | | | H = 18.5 mm; P ₀ = 12.7 mm | | It = 4.0 + 1.0/- 0.5 mm | | H = 18.5 mm; P ₀ = 12.7 mm | | It = 3.5 ± 0.3 mm | |
| | | | C-tol = ± 2 % | | C-tol = ± 2 % | | C-tol = ± 2 % | | C-tol = ± 2 % | |
| | | | last 5 digits of catalog number | SPQ | last 5 digits of catalog number | SPQ | last 5 digits of catalog number | SPQ | last 5 digits of catalog number | SPQ |
| Pitch = 5.0 ± 0.3 mm; d_t = 0.50 ± 0.05 mm | | | | | | | | | | |
| 0.0015 | 3.5 × 8.0 × 7.2 | 0.35 | 11502 | 1500 | 41502 | 3000 | | | | |
| 0.0016 | | | 11602 | | 41602 | | | | | |
| 0.0018 | | | 11802 | | 41802 | | | | | |
| 0.002 | | | 12002 | | 42002 | | | | | |
| 0.0022 | | | 12202 | | 42202 | | | | | |
| 0.0024 | | | 12402 | | 42402 | | | | | |
| 0.0027 | | | 12702 | | 42702 | | | | | |
| 0.003 | 4.5 × 9.0 × 7.2 | 0.45 | 13002 | 1000 | 43002 | 2000 | | | | |
| 0.0033 | | | 13302 | | 43302 | | | | | |
| 0.0036 | | | 13602 | | 43602 | | | | | |
| 0.0039 | | | 13902 | | 43902 | | | | | |
| 0.0043 | 6.0 × 11.0 × 7.2 | 0.60 | 14302 | 750 | 44302 | 1500 | | | | |
| 0.0047 | | | 14702 | | 44702 | | | | | |
| 0.0051 | | | 15102 | | 45102 | | | | | |
| 0.0056 | | | 15602 | | 45602 | | | | | |
| 0.0062 | | | 16202 | | 46202 | | | | | |
| 0.0068 | | | 16802 | | 46802 | | | | | |
| Pitch = 10.0 ± 0.4 mm; d_t = 0.60 ± 0.06 mm | | | | | | | | | | |
| 0.01 | 4.0 × 10.0 × 12.5 | 0.60 | 11003 | 750 | 41003 | 1000 | | | | |
| 0.011 | | | 11103 | | 41103 | | | | | |
| 0.012 | | | 11203 | | 41203 | | | | | |
| 0.013 | | | 11303 | | 41303 | | | | | |
| 0.015 | | | 11503 | | 41503 | | | | | |
| 0.016 | | | 11603 | | 41603 | | | | | |
| 0.018 | 5.0 × 11.0 × 12.5 | 0.85 | 11803 | 600 | 41803 | 1000 | | | | |
| 0.02 | | | 12003 | | 42003 | | | | | |
| 0.022 | | | 12203 | | 42203 | | | | | |
| 0.024 | | | 12403 | | 42403 | | | | | |
| 0.027 | 6.0 × 12.0 × 12.5 | 1.10 | 12703 | 500 | 42703 | 750 | | | | |
| 0.03 | | | 13003 | | 43003 | | | | | |
| 0.033 | | | 13303 | | 43303 | | | | | |
| 0.036 | | | 13603 | | 43603 | | | | | |
| 0.039 | | | 13903 | | 43903 | | | | | |
| 0.043 | | | 14303 | | 44303 | | | | | |
| 0.047 | | | 14703 | | 44703 | | | | | |
| Pitch = 15.0 ± 0.4 mm; d_t = 0.60 ± 0.06 mm | | | | | | | | | | |
| 0.051 | 6.0 × 12.0 × 17.5 | 1.4 | | | 15103 | 900 | 75103 | 1000 | | |
| 0.056 | | | | | 15603 | | 75603 | | | |
| Pitch = 15.0 ± 0.4 mm; d_t = 0.80 ± 0.08 mm | | | | | | | | | | |
| 0.062 | 7.0 × 13.5 × 17.5 | 1.9 | | | 16203 | 800 | 76203 | 750 | | |
| 0.068 | | | | | 16803 | | 76803 | | | |
| 0.075 | | | | | 17503 | | 77503 | | | |
| 0.082 | | | | | 18203 | | 78203 | | | |
| 0.091 | 8.5 × 15.0 × 17.5 | 2.6 | | | 19103 | 650 | 79103 | 750 | | |
| 0.1 | | | | | 11004 | | 71004 | | | |
| 0.11 | | | | | 11104 | | 71104 | | | |
| 0.12 | | | | | 11204 | | 71204 | | | |
| 0.13 | 10.0 × 16.5 × 17.5 | 3.1 | | | 11304 | 600 | 71304 | 500 | | |
| 0.15 | | | | | 11504 | | 71504 | | | |
| 0.16 | | | | | 11604 | | 71604 | | | |

MAXIMUM RMS VOLTAGE (SINEWAVE) AS A FUNCTION OF FREQUENCY

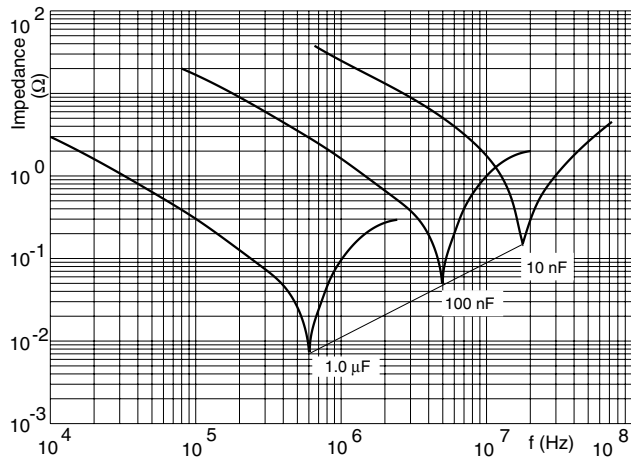




CAPACITANCE



IMPEDANCE





Disclaimer

ALL PRODUCT, PRODUCT SPECIFICATIONS AND DATA ARE SUBJECT TO CHANGE WITHOUT NOTICE TO IMPROVE RELIABILITY, FUNCTION OR DESIGN OR OTHERWISE.

Vishay Intertechnology, Inc., its affiliates, agents, and employees, and all persons acting on its or their behalf (collectively, "Vishay"), disclaim any and all liability for any errors, inaccuracies or incompleteness contained in any datasheet or in any other disclosure relating to any product.

Vishay makes no warranty, representation or guarantee regarding the suitability of the products for any particular purpose or the continuing production of any product. To the maximum extent permitted by applicable law, Vishay disclaims (i) any and all liability arising out of the application or use of any product, (ii) any and all liability, including without limitation special, consequential or incidental damages, and (iii) any and all implied warranties, including warranties of fitness for particular purpose, non-infringement and merchantability.

Statements regarding the suitability of products for certain types of applications are based on Vishay's knowledge of typical requirements that are often placed on Vishay products in generic applications. Such statements are not binding statements about the suitability of products for a particular application. It is the customer's responsibility to validate that a particular product with the properties described in the product specification is suitable for use in a particular application. Parameters provided in datasheets and / or specifications may vary in different applications and performance may vary over time. All operating parameters, including typical parameters, must be validated for each customer application by the customer's technical experts. Product specifications do not expand or otherwise modify Vishay's terms and conditions of purchase, including but not limited to the warranty expressed therein.

Hyperlinks included in this datasheet may direct users to third-party websites. These links are provided as a convenience and for informational purposes only. Inclusion of these hyperlinks does not constitute an endorsement or an approval by Vishay of any of the products, services or opinions of the corporation, organization or individual associated with the third-party website. Vishay disclaims any and all liability and bears no responsibility for the accuracy, legality or content of the third-party website or for that of subsequent links.

Except as expressly indicated in writing, Vishay products are not designed for use in medical, life-saving, or life-sustaining applications or for any other application in which the failure of the Vishay product could result in personal injury or death. Customers using or selling Vishay products not expressly indicated for use in such applications do so at their own risk. Please contact authorized Vishay personnel to obtain written terms and conditions regarding products designed for such applications.

No license, express or implied, by estoppel or otherwise, to any intellectual property rights is granted by this document or by any conduct of Vishay. Product names and markings noted herein may be trademarks of their respective owners.