


MULTILAYER FERRITE CHIP INDUCTOR

AIML-1206



RoHS
Compliant



3.2 x 1.6 x 1.1 mm

FEATURES:

- Monolithic structure for higher reliability, compact size, & lightweight
- Magnetically shielded design to eliminate cross coupling
- Excellent solderability and heat resistance for reflow soldering
- Perfect shape for PCB mounting with no polarity

APPLICATIONS:

- Resonance circuit, traps and filter circuits
- RF choke for cordless phones and radio equipment
- Communications, video and audio equipment, computer and remote Control.

STANDARD SPECIFICATIONS:

PARAMETERS

ABRACON P/N:	AIML-1206
Operating temperature:	-55°C to + 125°C
Storage temperature:	-55°C to + 125°C


Part No. AIML-1206- Inductance Code	L(μH)	Tolerance	Q (min)	Test Freq.	SRF(MHz)	DCR(Ω)	Ir(mA)
		(%)		(MHz)	(min)	(max)	(max)
AIML-1206-R047	0.047	J, K, M	30	50	400	0.15	300
AIML-1206-R068	0.068	J, K, M	30	50	330	0.25	300
AIML-1206-R10	0.100	J, K	30	25	280	0.25	250
AIML-1206-R12	0.120	J, K	30	25	260	0.25	250
AIML-1206-R15	0.150	J, K	30	25	240	0.25	250
AIML-1206-R18	0.180	J, K	30	25	220	0.30	250
AIML-1206-R22	0.220	J, K	30	25	200	0.35	250
AIML-1206-R27	0.270	J, K	30	25	180	0.40	250
AIML-1206-R33	0.330	J, K	35	25	170	0.40	250
AIML-1206-R39	0.390	J, K	35	25	160	0.45	200
AIML-1206-R47	0.470	J, K	35	25	140	0.50	200
AIML-1206-R56	0.560	J, K	35	25	130	0.55	150
AIML-1206-R68	0.680	J, K	35	25	120	0.65	150
AIML-1206-R82	0.820	J, K	35	25	110	0.75	150
AIML-1206-1R0	1.0	J, K	50	10	90	0.40	100
AIML-1206-1R2	1.2	J, K	50	10	80	0.40	100
AIML-1206-1R5	1.5	J, K	50	10	70	0.45	50
AIML-1206-1R8	1.8	J, K	50	10	66	0.50	50
AIML-1206-2R2	2.2	J, K	50	10	58	0.55	50
AIML-1206-2R7	2.7	J, K	50	10	53	0.55	50
AIML-1206-3R3	3.3	J, K	50	10	49	0.60	50
AIML-1206-3R9	3.9	J, K	50	10	48	0.70	50
AIML-1206-4R7	4.7	J, K	50	10	41	0.70	50
AIML-1206-5R6	5.6	J, K	55	4	38	0.75	25
AIML-1206-6R8	6.8	J, K	55	4	34	0.75	25
AIML-1206-8R2	8.2	J, K	55	4	31	0.80	25
AIML-1206-100	10.0	J, K	55	2	28	0.80	25
AIML-1206-120	12.0	J, K	55	2	26	0.90	15
AIML-1206-150	15.0	J, K	40	1	23	0.80	5
AIML-1206-180	18.0	J, K	40	1	21	0.80	5
AIML-1206-220	22.0	J, K	40	1	19	0.90	5
AIML-1206-270	27.0	J, K	40	1	17	0.90	5
AIML-1206-330	33.0	J, K	40	1	16	1.05	5
AIML-1206-390	39.0	J, K	40	1	12.5	2.00	5
AIML-1206-470	47.0	J, K	40	1	11.5	2.00	5

MULTILAYER FERRITE CHIP INDUCTOR

AIML-1206



RoHS
Compliant



3.2 x 1.6 x 1.1 mm

Test Conditions and equipments

Q: HP4291 Impedance Analyzer, 50mV

DCR: HP4263A LCR meter

SRF: HP4291 Impedance analyzer

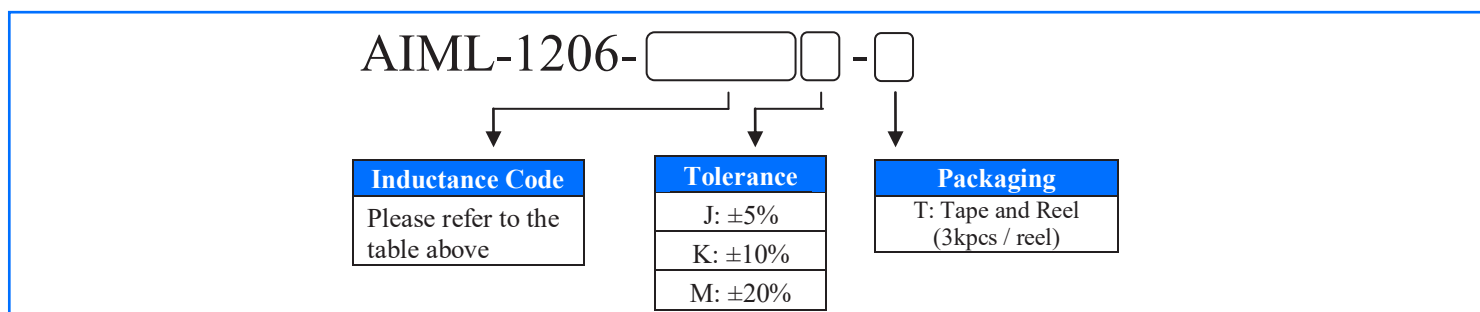
Ir: HP4291 Impedance Analyzer, DC power HP6632 and Adapter HP16200. $\Delta L/L$ (initial) $\geq -5\%$

Unless otherwise specified

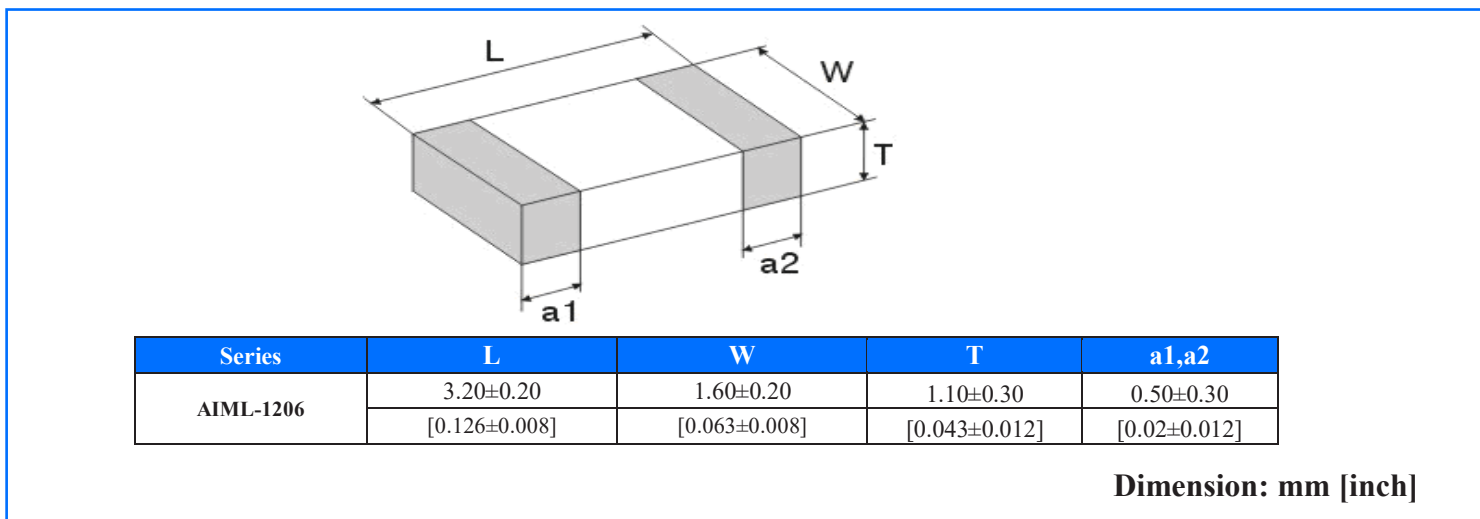
Temperature : Ordinary Temperature (5 to 35°C)

Humidity : Ordinary Humidity (25 to 85% RH)

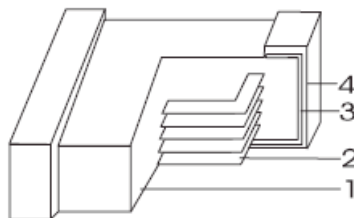
▷ PART IDENTIFICATION:



▷ OUTLINE DIMENSION:



Materials




	Part Name	Material
1	Base Material	Ferrite (Ni-Cu-Zn series)
2	Internal Conductor	Ag
3	Terminal Electrode	Ag
4	Terminal Electrode	Ni-Sn

MULTILAYER FERRITE CHIP INDUCTOR

AIML-1206

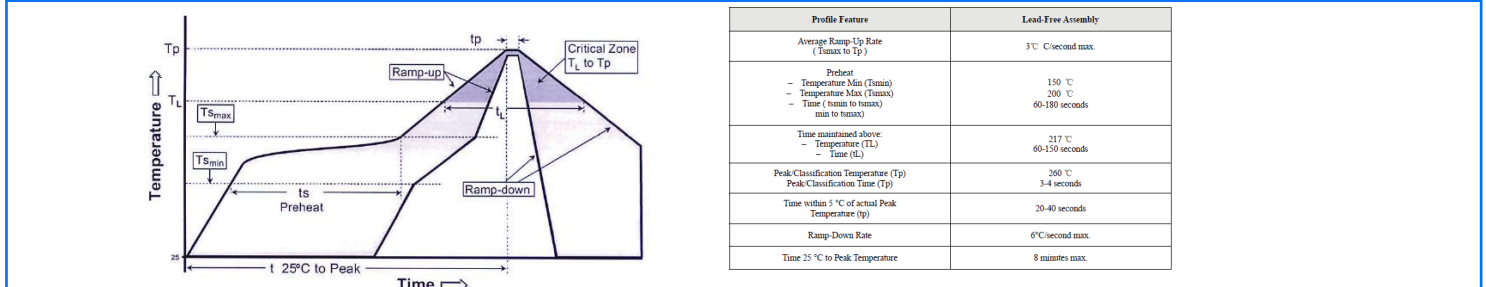


RoHS
Compliant



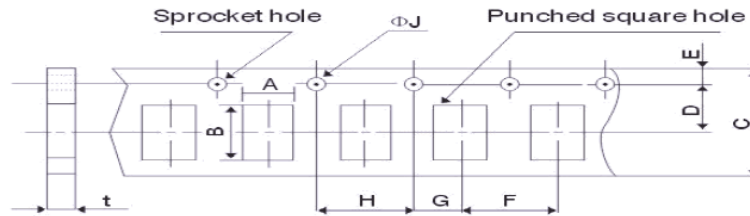
3.2 x 1.6 x 1.1 mm

REFLOW PROFILE:

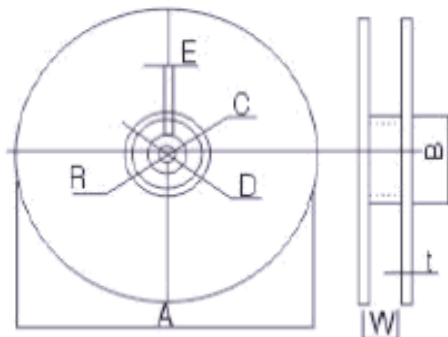


TAPE & REEL:

T: 3,000pcs / reel



Codes	A	B	C	D	E	F	G	H	ΦJ	t(max)
AIML-1206	2.0±0.2	3.6±0.2	8.0±0.3	3.5±0.05	1.75±0.1	4.0±0.1	2.0±0.05	4.0±0.1	1.5+0.1/-0	2.0±0.05



A	B	C	D	E	W	t	R
178±2	60±2	13.0±0.5	21.0±0.8	2.0±0.5	10.0±1.15	1.2±0.2	1.0±0.25

Dimension: mm

ATTENTION: Abracon LLC's products are COTS – Commercial-Off-The-Shelf products; suitable for Commercial, Industrial and, where designated, Automotive Applications. Abracon's products are not specifically designed for Military, Aviation, Aerospace, Life-dependent Medical applications or any application requiring high reliability where component failure could result in loss of life and/or property. For applications requiring high reliability and/or presenting an extreme operating environment, written consent authorization from Abracon LLC is required. Please contact Abracon LLC for more information.