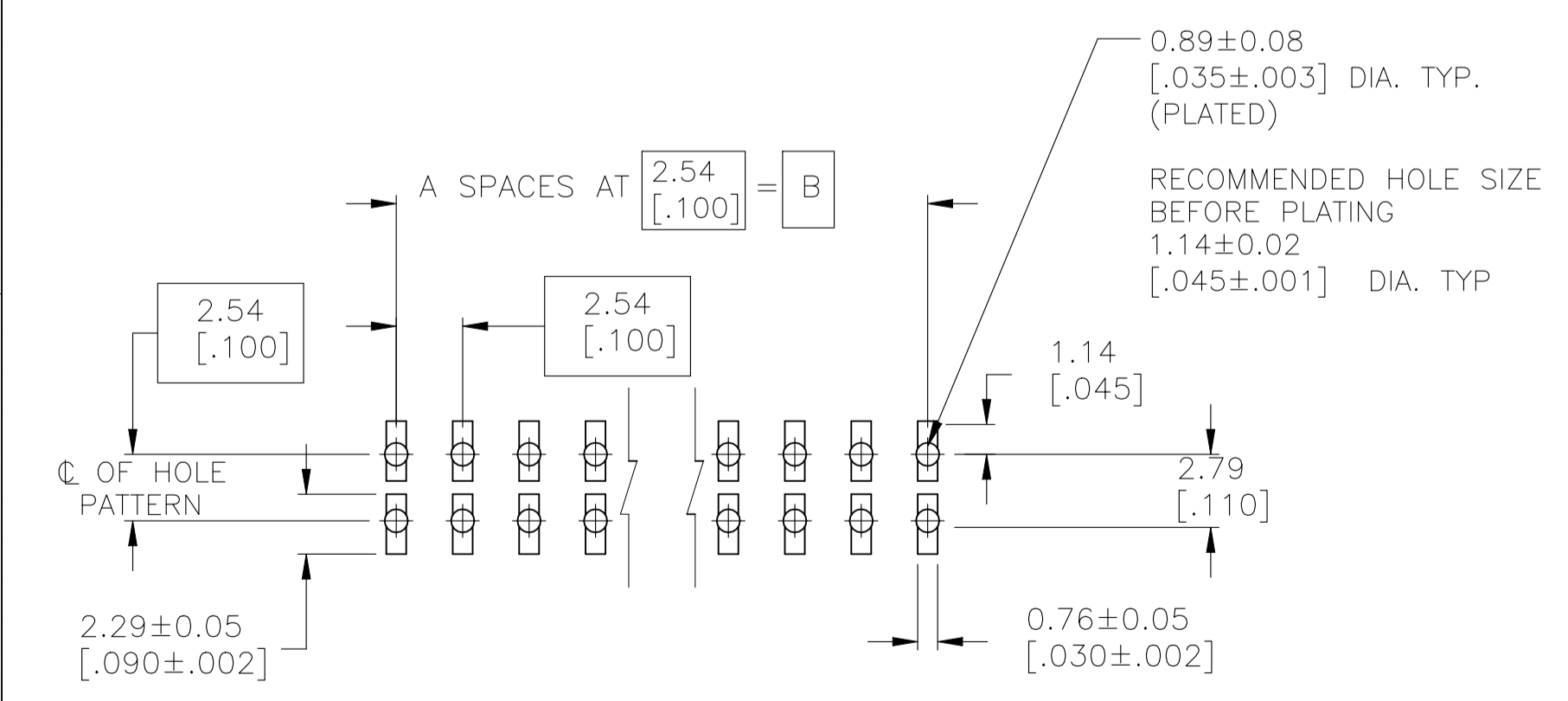
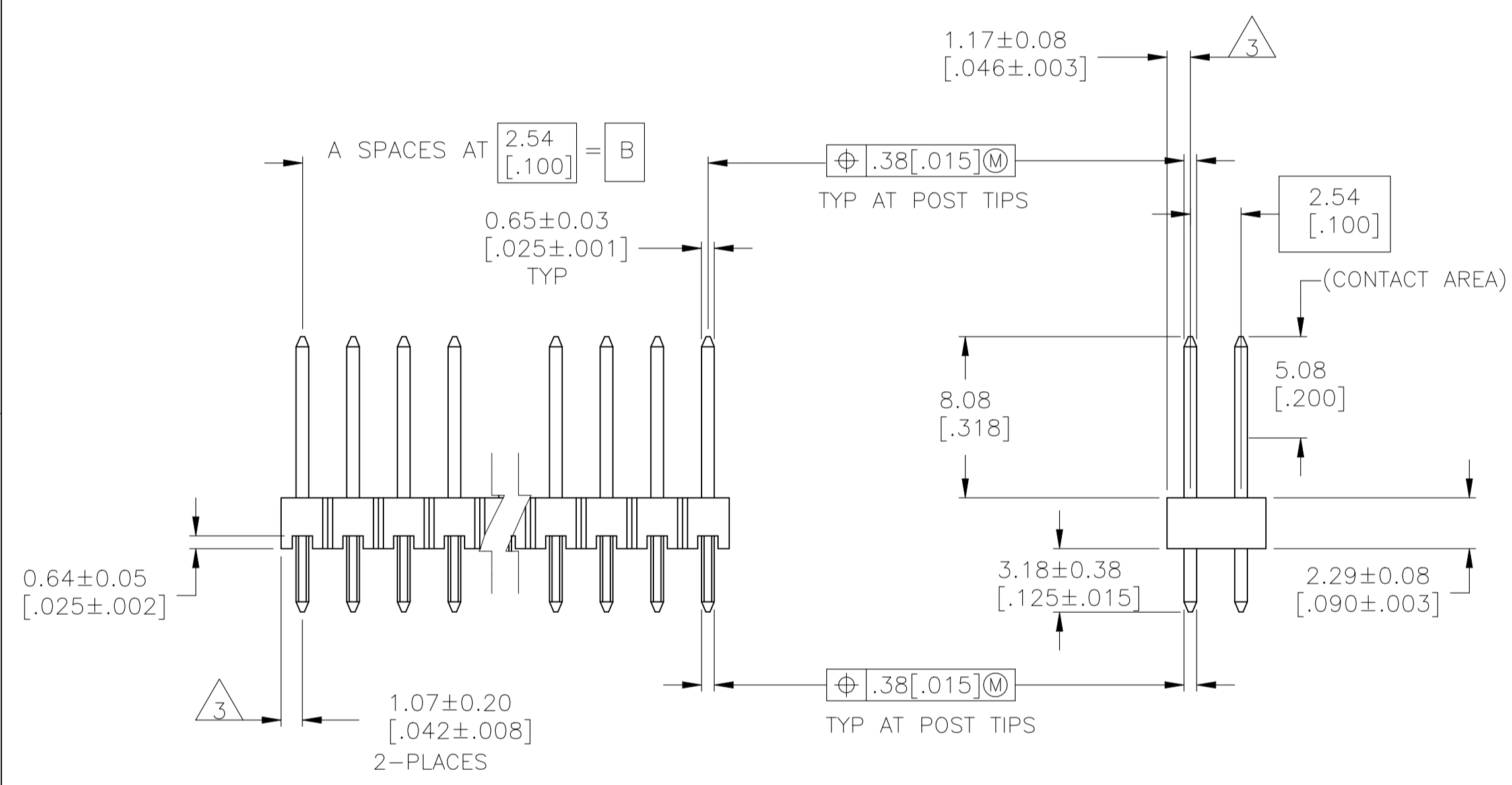
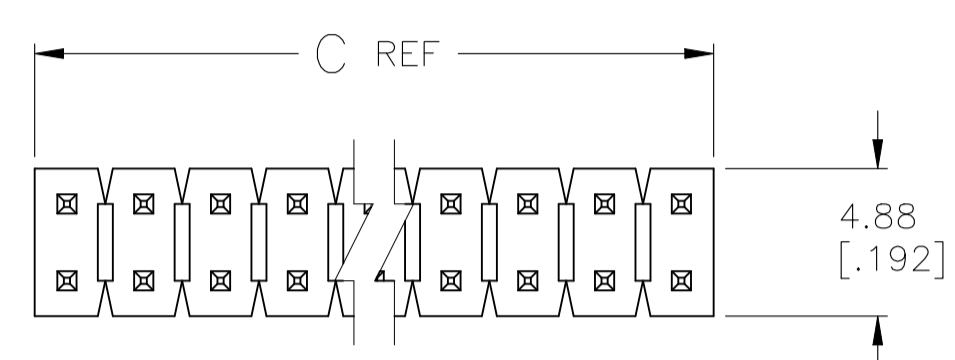


REVISIONS					
REV	DATE	BY	CHK	APPV	DESCRIPTION
G4	18NOV2022	RK	MF		REVISED PER ECN-22-185269

- ASSEMBLY MAY BE BROKEN TO THE DESIRED NUMBER OF POSITIONS.
- TRUE POSITION TOLERANCE OF THE POST TIPS APPLIES WHEN THE HEADER IS HELD FLAT AGAINST THE PRINTED CIRCUIT BOARD.
- THE NOTED DIMENSIONS APPLY AT THE INTERSECTION OF THE POST AND HOUSING.
- PLATING: 0.000381 [.000015] GOLD ON CONTACT AREA, .00254-0.00508 [.000100-.000200] MATTE TIN-LEAD ON SOLDER TAIL, ALL OVER 0.00127 [.000050] NICKEL.
- HOUSING: LCP, COLOR-BLACK. POST: COPPER ALLOY.
- PLATING: 0.000381 [.000015] GOLD ON CONTACT AREA, .00254-0.00508 [.000100-.000200] MATTE TIN ON SOLDER TAIL, ALL OVER 0.00127 [.000050] NICKEL.
- OBSOLETE PARTS: OBSOLETE CIS STREAMLINING PER D.RENAUD/D.SINISI.



RECOMMENDED PC BOARD MOUNTING DIMENSIONS FOR .063 [1.60] THICK PC BOARD AND .012 [0.305] STENCIL THICK

PLATING	C	B	A	NO. OF POSITIONS	PART NUMBER
6	101.19 [3.984]	99.06 [3.900]	39	80	9-146252-0
6	98.65 [3.884]	96.52 [3.800]	38	78	8-146252-9
6	96.11 [3.784]	93.98 [3.700]	37	76	8-146252-8
6	93.57 [3.684]	91.44 [3.600]	36	74	8-146252-7
6	91.03 [3.584]	88.90 [3.500]	35	72	8-146252-6
6	88.49 [3.484]	86.36 [3.400]	34	70	8-146252-5
6	85.95 [3.384]	83.82 [3.300]	33	68	8-146252-4
6	83.41 [3.284]	81.28 [3.200]	32	66	8-146252-3
6	80.87 [3.184]	78.74 [3.100]	31	64	8-146252-2
6	78.33 [3.084]	76.20 [3.000]	30	62	8-146252-1
6	75.79 [2.984]	73.66 [2.900]	29	60	8-146252-0
6	73.25 [2.884]	71.12 [2.800]	28	58	7-146252-9
6	70.71 [2.784]	68.58 [2.700]	27	56	7-146252-8
6	68.17 [2.684]	66.04 [2.600]	26	54	7-146252-7
6	65.63 [2.584]	63.5 [2.500]	25	52	7-146252-6
6	63.09 [2.484]	60.96 [2.400]	24	50	7-146252-5
6	60.55 [2.384]	58.42 [2.300]	23	48	7-146252-4
6	58.01 [2.284]	55.88 [2.200]	22	46	7-146252-3
6	55.47 [2.184]	53.34 [2.100]	21	44	7-146252-2
6	52.93 [2.084]	50.80 [2.000]	20	42	7-146252-1
6	50.39 [1.984]	48.26 [1.900]	19	40	7-146252-0
6	47.85 [1.884]	45.72 [1.800]	18	38	6-146252-9
6	45.31 [1.784]	43.18 [1.700]	17	36	6-146252-8
6	42.77 [1.684]	40.64 [1.600]	16	34	6-146252-7
6	40.23 [1.584]	38.10 [1.500]	15	32	6-146252-6
6	37.69 [1.484]	35.56 [1.400]	14	30	6-146252-5
6	35.15 [1.384]	33.02 [1.300]	13	28	6-146252-4
6	32.61 [1.284]	30.48 [1.200]	12	26	6-146252-3
6	30.07 [1.184]	27.94 [1.100]	11	24	6-146252-2
6	27.53 [1.084]	25.40 [1.000]	10	22	6-146252-1
6	24.99 [0.984]	22.86 [0.900]	9	20	6-146252-0
6	22.45 [0.884]	20.32 [0.800]	8	18	5-146252-9
6	19.91 [0.784]	17.78 [0.700]	7	16	5-146252-8
6	17.37 [0.684]	15.24 [0.600]	6	14	5-146252-7
6	14.83 [0.584]	12.70 [0.500]	5	12	5-146252-6
6	12.29 [0.484]	10.16 [0.400]	4	10	5-146252-5
6	9.75 [0.384]	7.62 [0.300]	3	8	5-146252-4
6	7.21 [0.284]	5.08 [0.200]	2	6	5-146252-3
6	4.67 [0.184]	2.54 [0.100]	1	4	5-146252-2
6	2.13 [0.084]	-	0	2	5-146252-1

PLATING	C	B	A	NO. OF POSITIONS	PART NUMBER
OBSOLETE	101.19 [3.984]	99.06 [3.900]	39	80	4-146252-0
OBSOLETE	98.65 [3.884]	96.52 [3.800]	38	78	3-146252-9
OBSOLETE	96.11 [3.784]	93.98 [3.700]	37	76	3-146252-8
OBSOLETE	93.57 [3.684]	91.44 [3.600]	36	74	3-146252-7
OBSOLETE	91.03 [3.584]	88.90 [3.500]	35	72	3-146252-6
OBSOLETE	88.49 [3.484]	86.36 [3.400]	34	70	3-146252-5
OBSOLETE	85.95 [3.384]	83.82 [3.300]	33	68	3-146252-4
OBSOLETE	83.41 [3.284]	81.28 [3.200]	32	66	3-146252-3
SUPERCEDED	80.87 [3.184]	78.74 [3.100]	31	64	3-146252-2
OBSOLETE	78.33 [3.084]	76.20 [3.000]	30	62	3-146252-1
SUPERCEDED	75.79 [2.984]	73.66 [2.900]	29	60	3-146252-0
OBSOLETE	73.25 [2.884]	71.12 [2.800]	28	58	2-146252-9
OBSOLETE	70.71 [2.784]	68.58 [2.700]	27	56	2-146252-8
OBSOLETE	68.17 [2.684]	66.04 [2.600]	26	54	2-146252-7
SUPERCEDED	65.63 [2.584]	63.5 [2.500]	25	52	2-146252-6
SUPERCEDED	63.09 [2.484]	60.96 [2.400]	24	50	2-146252-5
OBSOLETE	60.55 [2.384]	58.42 [2.300]	23	48	2-146252-4
OBSOLETE	58.01 [2.284]	55.88 [2.200]	22	46	2-146252-3
OBSOLETE	55.47 [2.184]	53.34 [2.100]	21	44	2-146252-2
OBSOLETE	52.93 [2.084]	50.80 [2.000]	20	42	2-146252-1
OBSOLETE	50.39 [1.984]	48.26 [1.900]	19	40	2-146252-0
OBSOLETE	47.85 [1.884]	45.72 [1.800]	18	38	1-146252-9
OBSOLETE	45.31 [1.784]	43.18 [1.700]	17	36	1-146252-8
SUPERCEDED	42.77 [1.684]	40.64 [1.600]	16	34	1-146252-7
OBSOLETE	40.23 [1.584]	38.10 [1.500]	15	32	1-146252-6
SUPERCEDED	37.69 [1.484]	35.56 [1.400]	14	30	1-146252-5
OBSOLETE	35.15 [1.384]	33.02 [1.300]	13	28	1-146252-4
OBSOLETE	32.61 [1.284]	30.48 [1.200]	12	26	1-146252-3
SUPERCEDED	30.07 [1.184]	27.94 [1.100]	11	24	1-146252-2
OBSOLETE	27.53 [1.084]	25.40 [1.000]	10	22	1-146252-1
OBSOLETE	24.99 [0.984]	22.86 [0.900]	9	20	1-146252-0
OBSOLETE	22.45 [0.884]	20.32 [0.800]	8	18	146252-9
OBSOLETE	19.91 [0.784]	17.78 [0.700]	7	16	146252-8
OBSOLETE	17.37 [0.684]	15.24 [0.600]	6	14	146252-7
SUPERCEDED	14.83 [0.584]	12.70 [0.500]	5	12	146252-6
SUPERCEDED	12.29 [0.484]	10.16 [0.400]	4	10	146252-5
SUPERCEDED	9.75 [0.384]	7.62 [0.300]	3	8	146252-4
SUPERCEDED	7.21 [0.284]	5.08 [0.200]	2	6	146252-3
SUPERCEDED	4.67 [0.184]	2.54 [0.100]	1	4	146252-2
SUPERCEDED	2.13 [0.084]	-	0	2	146252-1

THIS DRAWING IS A CONTROLLED DOCUMENT.

DIN T. HOFFMAN 08-05-95  
 CHK G. DUBNICZKI 03-10-95  
 APPV G. DUBNICZKI 03-10-95

TE Connectivity

HEADER ASSEMBLY, MOD II, BREAKAWAY, DOUBLE ROW, VERTICAL, HIGH TEMPERATURE

SIZE: A1 CAGE CODE: 00779 DRAWING NO: 146252 RESTRICTED TO: -  
 WEIGHT: -  
 CUSTOMER DRAWING SCALE: 4:1 SHEET 1 of 1 REV: G4