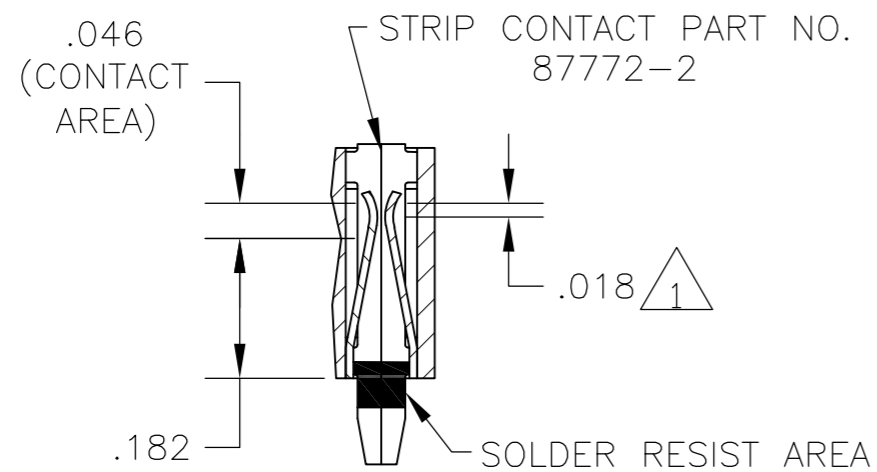
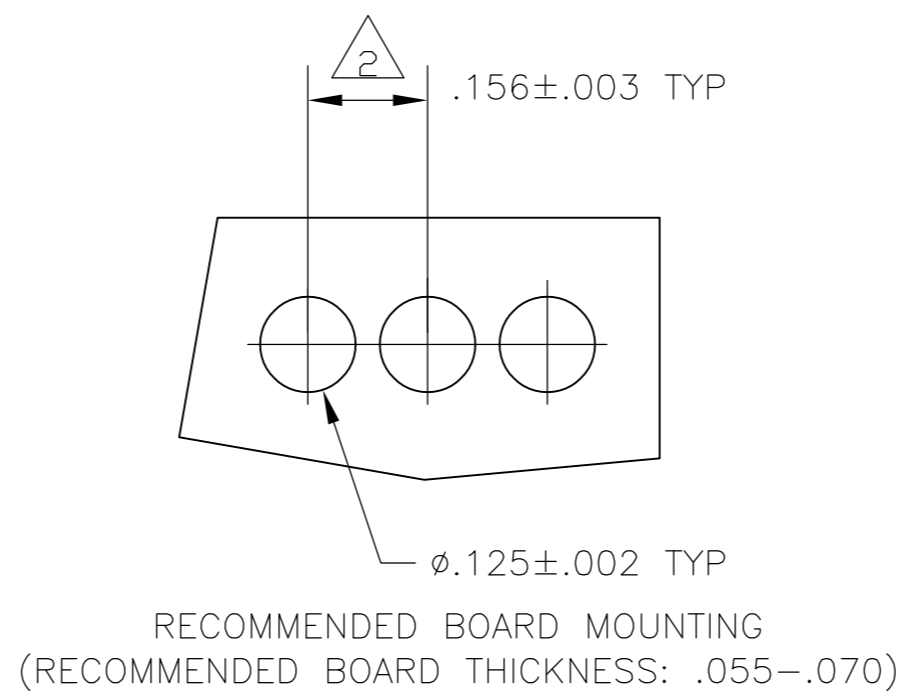


THIS DRAWING IS UNPUBLISHED. RELEASED FOR PUBLICATION
 © COPYRIGHT BY TYCO ELECTRONICS CORPORATION. ALL RIGHTS RESERVED.

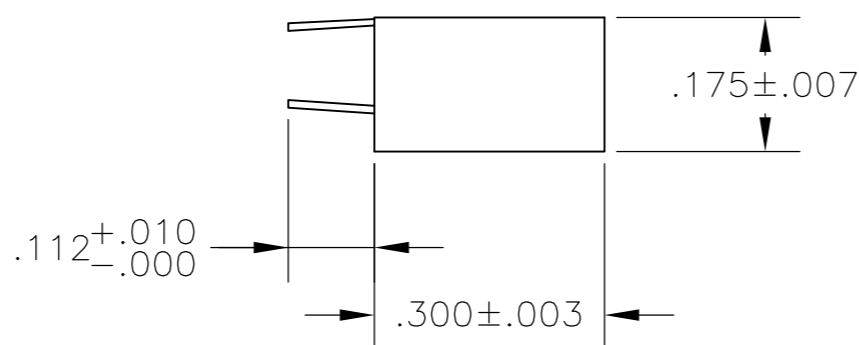
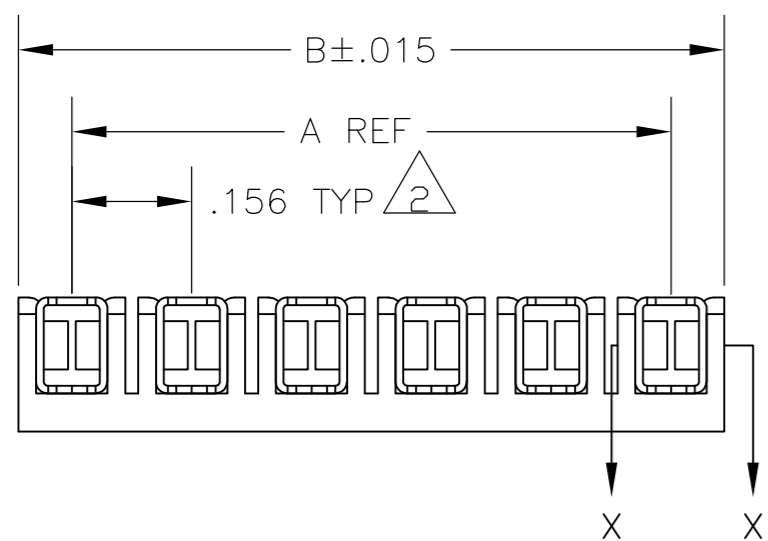
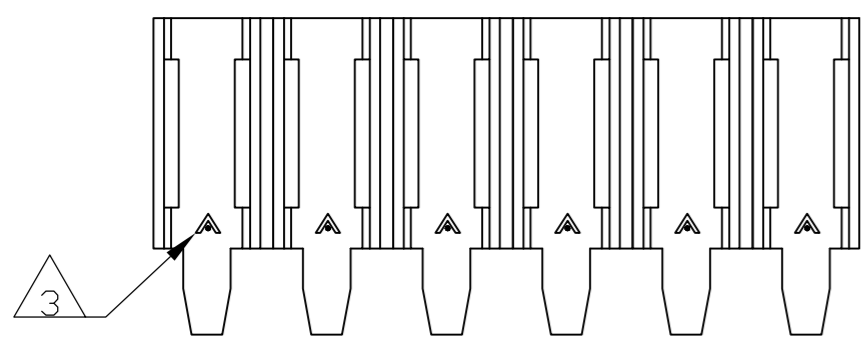
LOC		DIST		REVISIONS			
P	LTR	DESCRIPTION		DATE	DWN	APVD	
	K1	REVISED PER ECO-10-000443		12JAN10	KK	AEG	



SECTION X-X



- 1 POINT OF MEASUREMENT FOR PLATING THICKNESS (INSIDE OF BEAMS).
- 2 TOLERANCE NON-CUMULATIVE.
- 3 THE MATING END OF THE CONTACT IS IDENTIFIED BY THE LETTER "A" STAMPED ON THE RECEPTACLE BOX.
- 4. A MILDLY ACTIVATED FLUX IS REQUIRED TO SOLDER THIS CONTACT
- 5 .000030 GOLD OVER .000050 NICKEL INLAID IN CONTACT AREA, .000500 ALUMINUM INLAID IN SOLDER RESIST AREA, THE REMAINDER OF THE CONTACT IS UNFINISHED
- 6 OBSOLETE PARTS: OBSOLETE CIS STREAMLINING PER D.RENAUD/D.SINISI



OBSOLETE 6	3.120	2.964	20	2-87989-0
	2.964	2.808	19	1-87989-9
	2.808	2.652	18	1-87989-8
	2.652	2.496	17	1-87989-7
6	2.496	2.340	16	1-87989-6
	2.340	2.184	15	1-87989-5
OBSOLETE 6	2.184	2.028	14	1-87989-4
	2.028	1.872	13	1-87989-3
	1.872	1.716	12	1-87989-2
	1.716	1.560	11	1-87989-1
	1.560	1.404	10	1-87989-0
	1.404	1.248	9	87989-9
	1.248	1.092	8	87989-8
6	1.092	.936	7	87989-7
	.936	.780	6	87989-6
	.780	.624	5	87989-5
6	.624	.468	4	87989-4
6	.468	.312	3	87989-3
	.312	.156	2	87989-2
	B	A	NO OF POSN	ASSEMBLY PART NUMBER

THIS DRAWING IS A CONTROLLED DOCUMENT.		DWN	L A MAYER	17MAR86	Tyco Electronics Corporation Harrisburg, Pa 17105-3608						
DIMENSIONS: INCHES		CHK	P deJONG	18MAR86							
TOLERANCES UNLESS OTHERWISE SPECIFIED:		APVD	P deJONG	18MAR86							
0 PLC ± - 1 PLC ± - 2 PLC ± - 3 PLC ± .005 4 PLC ± - ANGLES ± - FINISH		PRODUCT SPEC 108-25,016 APPLICATION SPEC 114-25,004 WEIGHT -		NAME ASSY, MOD I, BOARD MOUNT REC, .156 CL, STD PRESSURE, TYPE A, FOR ROUND HOLE MOUNTING							
MATERIAL HOUSING-FLAME RETARDANT THERMOPLASTIC, COLOR:BLACK		CONTACTS: 5		SCALE	A2	CAGE CODE	00779	DRAWING NO	C=87989	RESTRICTED TO	-
CONTACTS: COPPER-NICKEL-TIN		CUSTOMER DRAWING		SCALE	4:1	SHEET	1	OF	1	REV	K1