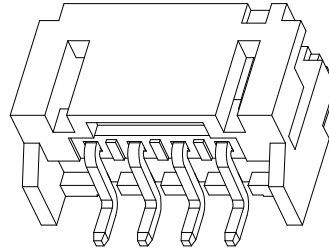
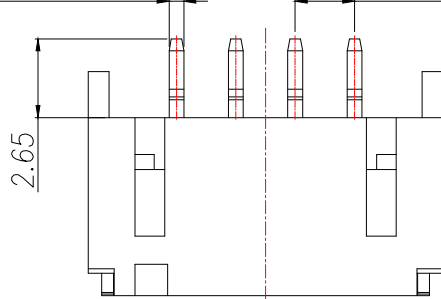


| | | | | |
|------|------|----------|------|------|
| REV. | Q'TY | ECN. NO. | APR. | DATE |
| | | | | |

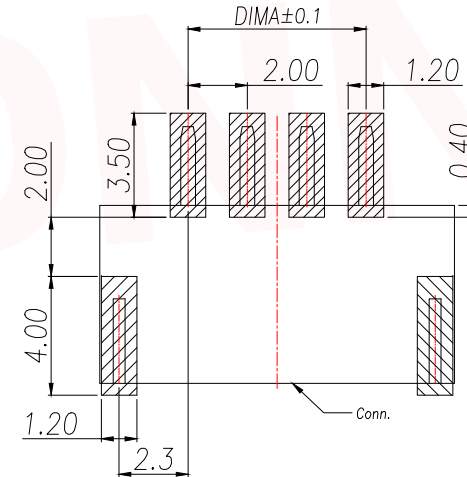
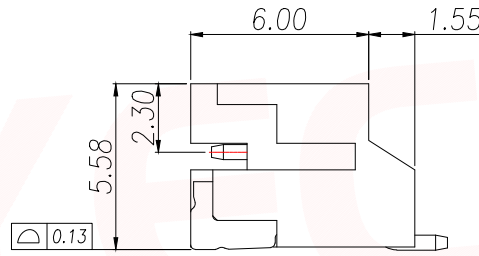
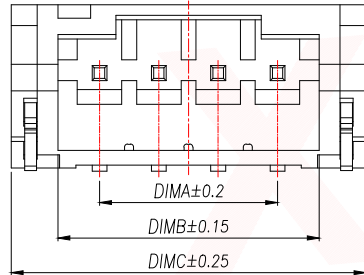
$N=0.50 (SQ)$ $2.00(PITCH)$



NOTES:

- 1.Working temp:-25°C~85°C.
- 2.Voltage rating:100V AV/DC(rms)
- 3.Contact resistance:20mΩ max.
- 4.Insulation resistance:1000MΩ min.
- 5.Current rating:2A AV/DC
- 6.Withstanding Voltage:800V AC/minute
- 7.Pin Retention Force:15N min.
- 8.Housing material:LCP UL94-V0,Natural
- 9.Terminal materl:Brass,
plating Ni 50u" min , plating Tin 100u"min.
- 10.Solder tab material:Brass,
plating Ni 50u" min , plating Tin 100u"min.

PRELIMINARY
DESIGN IS SUBJECT
TO CHANGE WITHOUT
PRIOR NOTICE



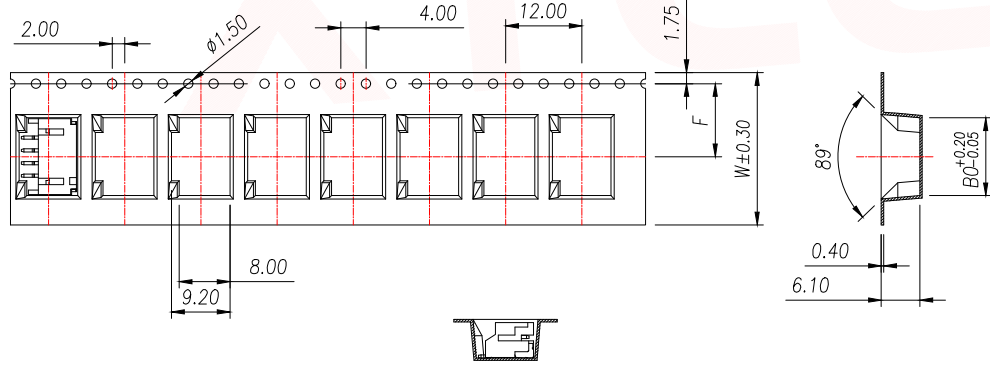
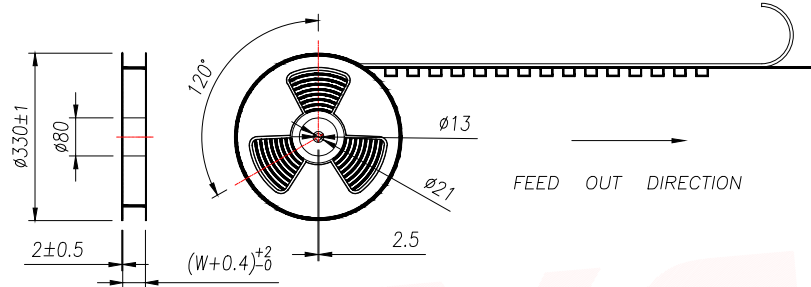
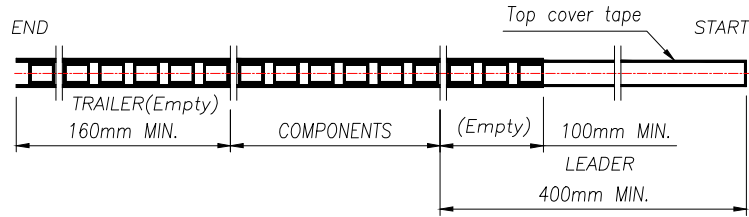
RECOMMENDED PCB LAYOUT TOP VIEW (TOLERANCE:±0.05)

SMT SOLDER AREA

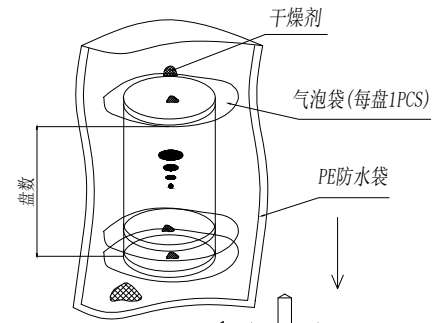
| PIN | NO. | Dim A | Dim B | Dim C |
|-----|----------------|-------|-------|-------|
| 2 | XY-PH2.0-2A61 | 2.00 | 4.80 | 7.95 |
| 3 | XY-PH2.0-3A61 | 4.00 | 6.80 | 9.95 |
| 4 | XY-PH2.0-4A61 | 6.00 | 8.80 | 11.95 |
| 5 | XY-PH2.0-5A61 | 8.00 | 10.80 | 13.95 |
| 6 | XY-PH2.0-6A61 | 10.00 | 12.80 | 15.95 |
| 7 | XY-PH2.0-7A61 | 12.00 | 14.80 | 17.95 |
| 8 | XY-PH2.0-8A61 | 14.00 | 16.80 | 19.95 |
| 9 | XY-PH2.0-9A61 | 16.00 | 18.80 | 21.95 |
| 10 | XY-PH2.0-10A61 | 18.00 | 20.80 | 23.95 |
| 11 | XY-PH2.0-11A61 | 20.00 | 22.80 | 25.95 |
| 12 | XY-PH2.0-12A61 | 22.00 | 24.80 | 27.95 |
| 13 | XY-PH2.0-13A61 | 24.00 | 26.80 | 29.95 |
| 14 | XY-PH2.0-14A61 | 26.00 | 28.80 | 31.95 |
| 15 | XY-PH2.0-15A61 | 28.00 | 30.80 | 33.95 |
| 16 | XY-PH2.0-16A61 | 30.00 | 32.80 | 35.95 |

| | | | | |
|--------------------------------------|-----------|----------------------------------------------------------|-----------------------------------|-----------|
| DIMENSION IN mm | | 厦门市辛译精密电子有限公司 Xiamen XinYi Xyconn Electronics Co.,Ltd | | |
| TOLERANCE UNLESS OTHERWISE SPECIFIED | | | | |
| .X±0.35 | X.*± 5° | APR. Alex | TITLE: WAFER 2.00mm H5.6mm 90°SMT | |
| .XX±0.25 | .X.*± 3° | CHK. Jack | DWG NO. XY-PH2.0-NA61 | |
| .XXX±0.15 | .XX.*± 1° | DRA. Can | PROJ. CUSTOMER DRAWING | |
| | | SIZE A4 | SCALE 1:1 | SHEET 1/3 |
| | | | | REV. A |

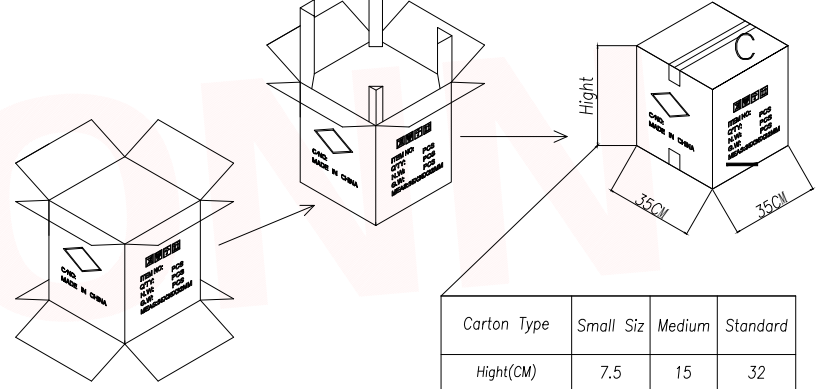
| | | | | |
|------|------|----------|------|------|
| REV. | Q'TY | ECN. NO. | APR. | DATE |
| | | | | |



| PIN | NO. | Dim B0 | Dim W | Dim F | PCS/REEL | REEL/CARTON | PCS/CARTON |
|-----|---------------|--------|-------|-------|----------|-------------|------------|
| 2 | XY-PH2.0-2A61 | 8.25 | 16 | 7.5 | 1000 | 14 | 14000 |
| 3 | XY-PH2.0-3A61 | 10.25 | 24 | 11.50 | | 10 | 10000 |
| 4 | XY-PH2.0-4A61 | 12.25 | | | | | |
| 5 | XY-PH2.0-5A61 | 14.25 | | | | | |



PRELIMINARY DESIGN IS SUBJECT TO CHANGE WITHOUT PRIOR NOTICE

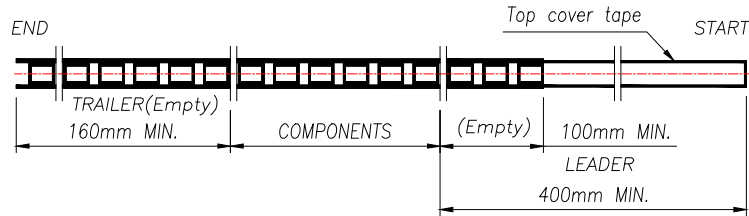


| Carton Type | Small Siz | Medium | Standard |
|-------------|-----------|--------|----------|
| Hight(CM) | 7.5 | 15 | 32 |

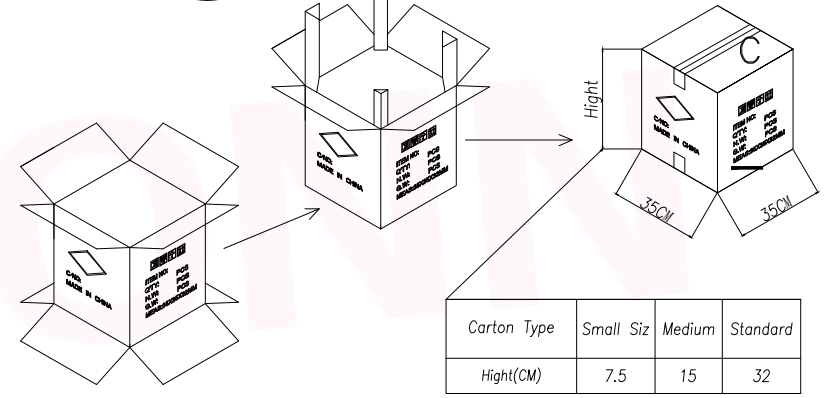
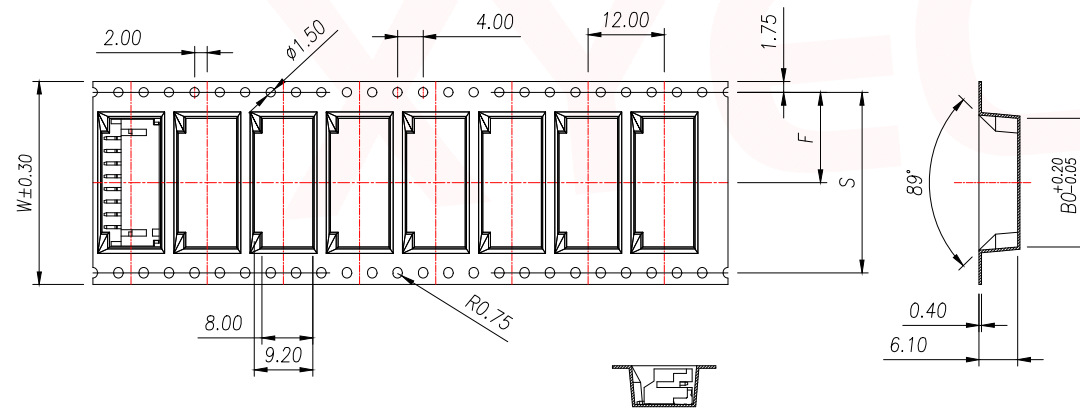
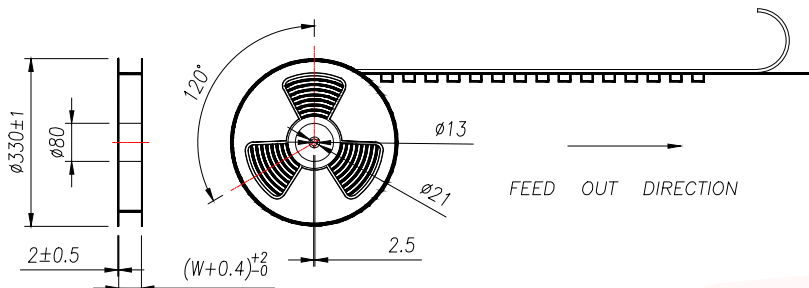
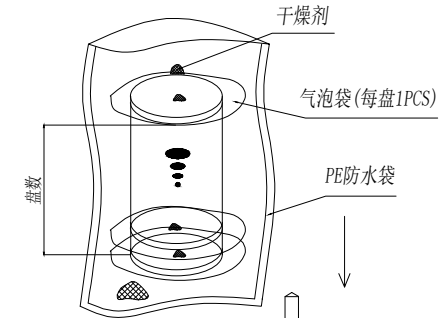
- NOTE:
- 1.10 SPROCKET HOLE PITCH CUMULATIVE TOLERANCE ±0.2mm.
 - 2.CARRIER CAMBER NOT TO EXCEED 1mm IN 100mm.
 - 3.ALL DIMENSIONS MEET EIA-481 REQUIREMENTS.
 - 4.MATERIAL: CLEAR ANTISTATIC PS, COLD SEALING.
 - 5.THICKNESS: 0.40±0.05mm.
 - 6.PACKING LENGTH PER REEL: 12.4 METERS.
 - 7.COMPONENT LOAD PER REEL: 1000 PCS.

| | | | | | |
|--------------------------------------|---------|----------------------------------------------------------|-----------|-----------------------------------|--------|
| DIMENSION IN mm | | 厦门市辛译精密电子有限公司 Xiamen XinYi Xyconn Electronics Co.,Ltd | | | |
| TOLERANCE UNLESS OTHERWISE SPECIFIED | | | | | |
| .X±0.35 | X.*±5° | APR. | Alex | TITLE: WAFER 2.00mm H5.6mm 90°SMT | |
| .XX±0.25 | .X*±3° | CHK. | Jack | DWG NO. XY-PH2.0-NA61 | |
| .XXX±0.15 | .XX*±1° | DRA. | Can | PROJ. CUSTOMER DRAWING | |
| | | SIZE A4 | SCALE 1:1 | SHEET 2/3 | REV. A |

| | | | | |
|------|------|----------|------|------|
| REV. | Q'TY | ECN. NO. | APR. | DATE |
| | | | | |



PRELIMINARY DESIGN IS SUBJECT TO CHANGE WITHOUT PRIOR NOTICE



| Carton Type | Small Siz | Medium | Standard |
|-------------|-----------|--------|----------|
| Height(CM) | 7.5 | 15 | 32 |

- NOTE:
- 1.10 SPROCKET HOLE PITCH CUMULATIVE TOLERANCE ±0.2mm.
 - 2.CARRIER CAMBER NOT TO EXCEED 1mm IN 100mm.
 - 3.ALL DIMENSIONS MEET EIA-481 REQUIREMENTS.
 - 4.MATERIAL: CLEAR ANTISTATIC PS, COLD SEALING.
 - 5.THICKNESS: 0.40±0.05mm.
 - 6.PACKING LENGHT PER REEL: 12.4 METERS.
 - 7.COMPONENT LOAD PER REEL: 1000 PCS.

| PIN | NO. | Dim B0 | Dim W | Dim F | PCS/RELL | RELL/CARTON | PCS/CARTON |
|-----|----------------|--------|-------|-------|----------|-------------|------------|
| 6 | XY-PH2.0-6A61 | 16.25 | 32 | 14.2 | 1000 | 8 | 8000 |
| 7 | XY-PH2.0-7A61 | 18.25 | | | | | |
| 8 | XY-PH2.0-8A61 | 20.25 | | | | | |
| 9 | XY-PH2.0-9A61 | 22.25 | | | | | |
| 10 | XY-PH2.0-10A61 | 24.25 | 44 | 20.2 | | 6 | 6000 |
| 11 | XY-PH2.0-11A61 | 26.25 | | | | | |
| 12 | XY-PH2.0-12A61 | 28.25 | | | | | |
| 13 | XY-PH2.0-13A61 | 30.25 | | | | | |
| 14 | XY-PH2.0-14A61 | 32.25 | 56 | 26.2 | 5 | 5000 | |
| 15 | XY-PH2.0-15A61 | 34.25 | | | | | |
| 16 | XY-PH2.0-16A61 | 36.25 | | | | | |

| | | | | | |
|--------------------------------------|----------|-------------------------------------------------------------------|------|-----------------------------------|-----|
| DIMENSION IN mm | | <p>厦门市辛译精密电子有限公司 Xiamen XinYi Xyecomm Electronics Co.,Ltd</p> | | | |
| TOLERANCE UNLESS OTHERWISE SPECIFIED | | | | | |
| .X±0.35 | X.*± 5° | APR. | Alex | TITLE: WAFER 2.00mm H5.6mm 90°SMT | |
| .XX±0.25 | .X*± 3° | CHK. | Jack | DWG NO. XY-PH2.0-NA61 | |
| .XXX±0.15 | .XX*± 1° | DRA. | Can | PROJ. CUSTOMER DRAWING | |
| | | SIZE | A4 | SCALE | 1:1 |
| | | SHEET | 3/3 | REV. | A |