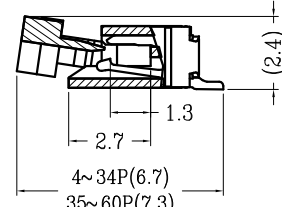
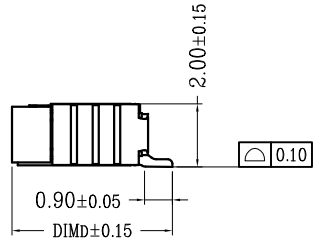
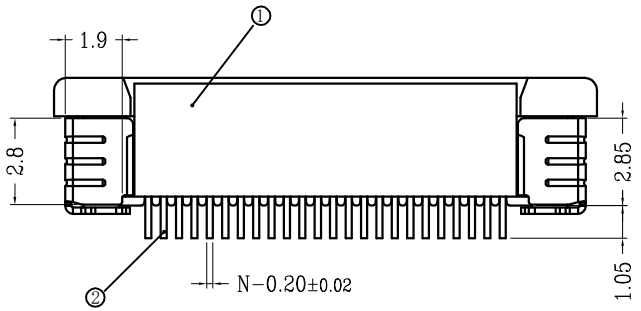
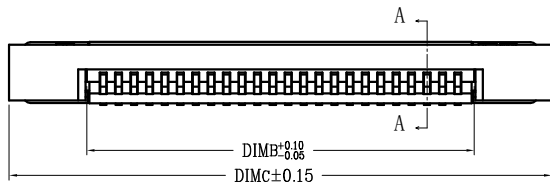
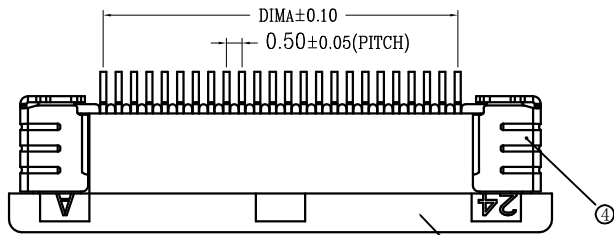
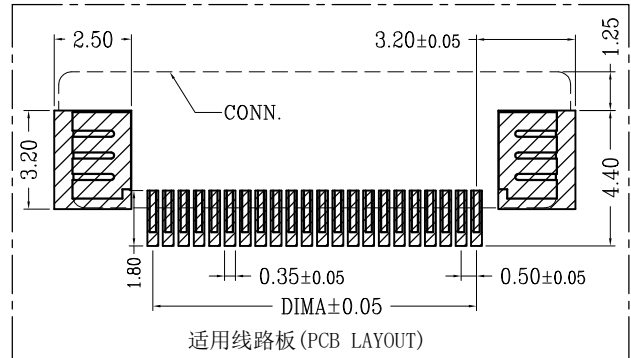
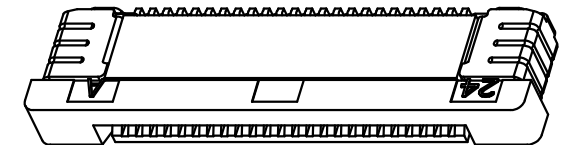


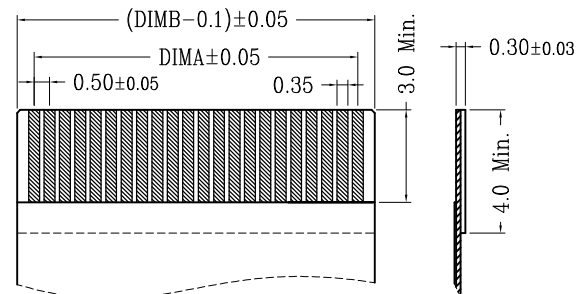
版次 (Ed')	变更摘要 (Change The Content)	日期 (Date)	序号 No.	品名 Name	材质 Material
1	增加料号说明 (Add Material Number Description)	2015/1/28	①	0.5拉拔3代胶芯 (H2.0) 0.5 Pitch ZIF Type 3 Housing (H=2.0)	LCP UL94V-0 本色 Natural
			②	0.5拉拔下接端子 (H2.0) 0.5 Pitch H2.0 ZIF R/A Type Under terminal	铜合金/表面镀锡 Copper Alloy/ Tin Plating
			③	0.5拉拔3代后盖 (H2.0) 0.5 Pitch ZIF Type 3 Actuator (H=2.0)	LCP UL94V-0 黑色 Black
			④	0.5拉拔3代焊片 (H2.0) 0.5 Pitch ZIF Type 3 Fitting Nail (H=2.0)	铜合金/表面镀锡 Copper Alloy/ Tin Plating



SECTION A-A



通用线路板 (PCB LAYOUT)



通用扁平线 (Applicable Flat Cable)

技术指标 (Technical Index):

- 塑件表面应光洁、无毛边、无明显收缩、缺陷、裂纹等现象。  
(The surface of the plastic parts should be smooth, no rough edges, no obvious shrinkage, defects, cracks and other phenomena.)
- 温度范围 (Temperature range): -25° C ~ +85° C.
- 额定电压 (Rated voltage): 50V, AC/DC (=等效).
- 接触电阻 (Contact resistance): ≤ 0.03 Ω.
- 绝缘电阻 (Insulation resistance): ≥ 500M Ω.

CKT	DIM A	DIM B	DIM C	DIM D	CKT	DIM A	DIM B	DIM C	DIM D
4	1.50	2.56	7.60		33	16.00	17.06	22.10	5.20
5	2.00	3.06	8.10		34	16.50	17.56	22.60	
6	2.50	3.56	8.60		35	17.00	18.06	23.10	
7	3.00	4.06	9.10		36	17.50	18.56	23.60	
8	3.50	4.56	9.60		37	18.00	19.06	24.10	
9	4.00	5.06	10.10		38	18.50	19.56	24.60	
10	4.50	5.56	10.60		39	19.00	20.06	25.10	
11	5.00	6.06	11.10		40	19.50	20.56	25.60	
12	5.50	6.56	11.60		41	20.00	21.06	26.10	
13	6.00	7.06	12.10		42	20.50	21.56	26.60	
14	6.50	7.56	12.60		43	21.00	22.06	27.10	
15	7.00	8.06	13.10		44	21.50	22.56	27.60	
16	7.50	8.56	13.60		45	22.00	23.06	28.10	
17	8.00	9.06	14.10		46	22.50	23.56	28.60	
18	8.50	9.56	14.60	5.20	47	23.00	24.06	29.10	
19	9.00	10.06	15.10		48	23.50	24.56	29.60	5.75
20	9.50	10.56	15.60		49	24.00	25.06	30.10	
21	10.00	11.06	16.10		50	24.50	25.56	30.60	
22	10.50	11.56	16.60		51	25.00	26.06	31.10	
23	11.00	12.06	17.10		52	25.50	26.56	31.60	
24	11.50	12.56	17.60		53	26.00	27.06	32.10	
25	12.00	13.06	18.10		54	26.50	27.56	32.60	
26	12.50	13.56	18.60		55	27.00	28.06	33.10	
27	13.00	14.06	19.10		56	27.50	28.56	33.60	
28	13.50	14.56	19.60		57	28.00	29.06	34.10	
29	14.00	15.06	20.10		58	28.50	29.56	34.60	
30	14.50	15.56	20.60		59	29.00	30.06	35.10	
31	15.00	16.06	21.10		60	29.50	30.56	35.60	
32	15.50	16.56	21.60						

兆星精密电子 (深圳) 有限公司

品名 (TITLE) 0.5间距 2.0高度 拉拔卧式下接 镀锡	制图 (DR) (CHKD)
料号 (DWG.NO) ZX-0.5FPC-2H-CTXX5P	审核 (APPD)
比例 (SCALE) 1:1	单位 (UNITS) mm
张数 (SHEET) 1 OF 1	尺寸 (SIZE) A4
REV A	



一般公差 (TOLERANCE)  
X ±0.50 .XX ±1.0  
X ±0.20 .XXX ±0.05  
ANGLES ±1°