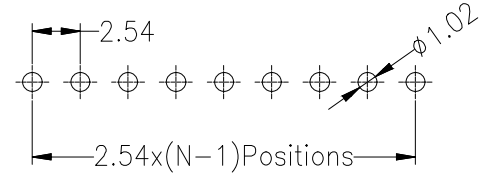
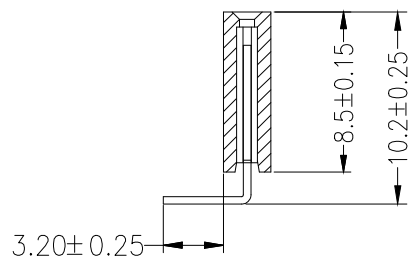
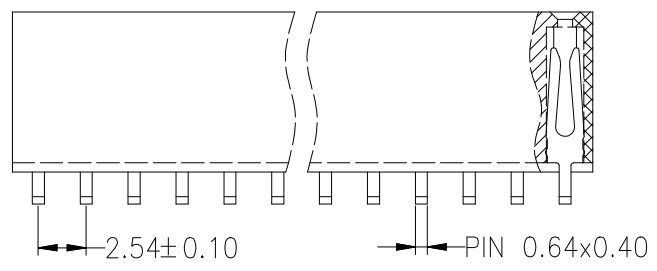


Recommended P.C.B Layout(Top Side)
(PCB BOARD TOLERANCE±0.05)



SPECIFICATIONS
 Rated Current:3.0AMP
 Contact Resistance:20mΩ Max
 Withstand Voltage:1000V AC/DC
 Insulation Resistance:1000MΩ Min
 Operation Temperature:-40°c to +105°c

Contact Material:Copper Alloy
 Contact Plating:Au or Sn Over Ni
 Insulator Material:Polyester(UL94V-0)
 Standard: PA6T
 Max.Processing Temp: 260°C±5°C 5S



Ordering Information

XDM 254 - * - N - W - * - **

No. of Rows 1=Single Row 2=Dual Row	No. of Pins 02-40 Pin	Type Z=直针 W=弯针 S=插簧 WS=带插	Length 英寸	Contact Plating G0:Gold Flash G1:1u" Gold G2:3u" Gold G3:5u" Gold G4:10u" Gold G5:15u" Gold G6:30u" Gold S0:Gold Flash/Tin S1:1m
---	--------------------------	---------------------------------------	--------------	---

			GENEAL TOLERANCE	制图 DRAWING	深圳讯答科技有限公司 ShenzhenXundaTechnology Co.,Ltd			
			DIM TOL	审核 CHECK				
			X.X ±0.30	批准 APPROVAL	产品名称 TITLE	2.54 单排 正弯 排母 (塑高8.5)	版本 REV.	A
			X.XX ±0.20	比例 SCALE	产品料号 PART NO.	XDM254-1-N-W-8.5-G0	单位 UNITS	mm
			X.XXX ±0.10	投影 Projection	材料 MATERIAL		页次 SHEET	1/1
1	初版发行		Angle ±3.0°					
序号 No.	变更内容 MODIFY CONTENT	日期 MODIFY DATE						