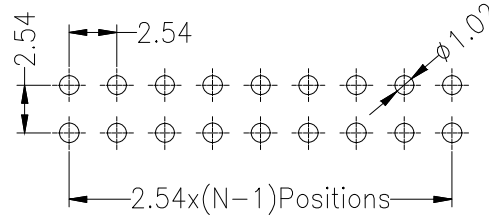
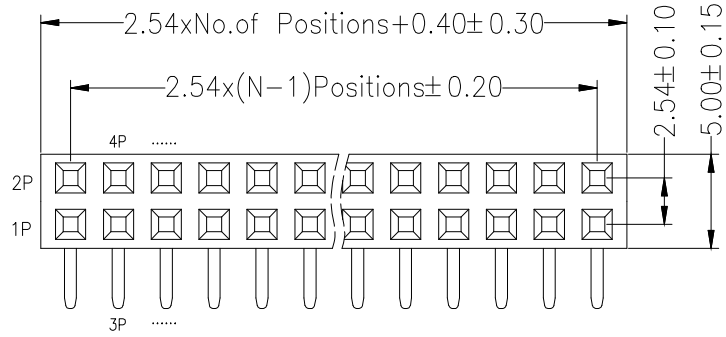


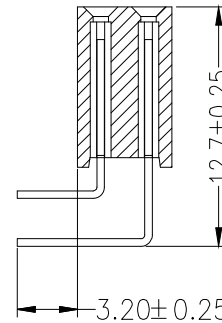
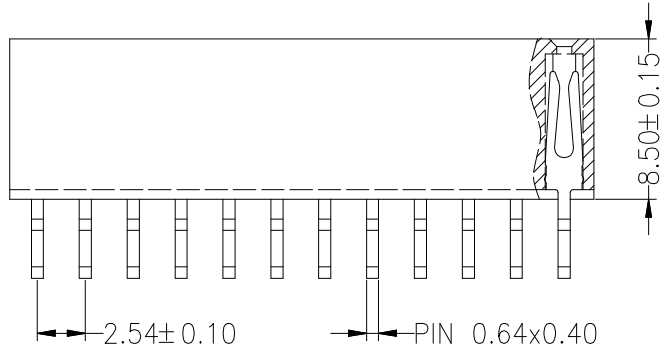
Recommended P.C.B Layout(Top Side)
(PCB BOARD TOLERANCE±0.05)



SPECIFICATIONS

Rated Current:3.0AMP
Contact Resistance:20mΩ Max
Withstand Voltage:1000V AC/DC
Insulation Resistance:1000MΩ Min
Operation Temperature:-40°C to +105°C

Contact Material:Copper Alloy
Contact Plating:Au or Sn Over Ni
Insulator Material:Polyester(UL94V-0)
Standard: PA6T
Max.Processing Temp: 260°C±5°C 5S



Ordering Information

XDM 254 - * - N - W - * - **

No. of Rows
1=Single Row
2=Dual Row

No. of Pins
02-40 Pin

Type
Z=直针
W=弯针
S=插板
WS=带插

Length
英寸

Contact Plating
G0:Gold Flash
G1:1u" Gold
G2:3u" Gold
G3:5u" Gold
G4:10u" Gold
G5:15u" Gold
G6:30u" Gold
S0:Gold Flash/Tin
S1:1m

			GENERAL TOLERANCE	制图 DRAWING	深圳讯答科技有限公司 ShenzhenXundaTechnology Co.,Ltd			
			DIM TOL	审核 CHECK				
			X.X ±0.30	批准 APPROVAL	产品名称 TITLE	2.54 双排 正弯 排母 (塑高8.5)	版本 REV.	A
			X.XX ±0.20	比例 SCALE	产品料号 PART NO.	XDM254-2-N-W-8.5-G0	单位 UNITS	mm
			X.XXX ±0.10	投影 Projection	材料 MATERIAL		页次 SHEET	1/1
1	初版发行		Angle ±3.0°					
序号 No.	变更内容 MODIFY CONTENT	日期 MODIFY DATE						