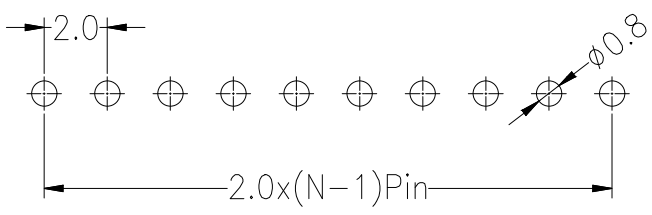
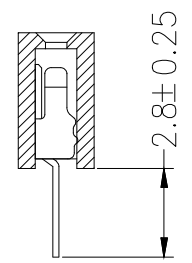
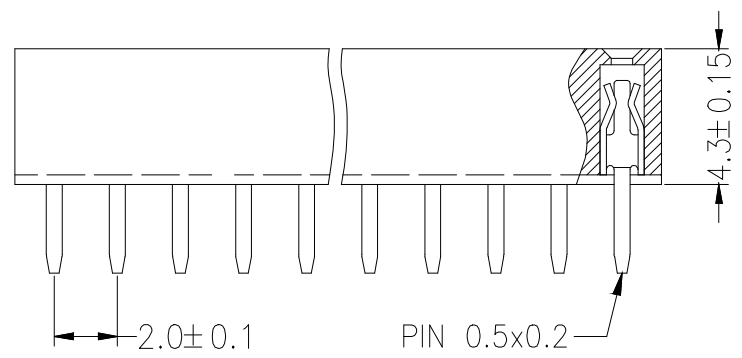


Recommended P.C.B Layout(Top Side)
(PCB BOARD TOLERANCE±0.05)



SPECIFICATIONS
 Rated Current:1.5AMP
 Contact Resistance:20mΩ Max
 Withstand Voltage:500V AC/DC
 Insulation Resistance:1000MΩ Min
 Operation Temperature:-40°c to +105°c

Contact Material:Brass
 Contact Plating:Au or Sn Over Ni
 Insulator Material:Polyester(UL94V-0)
 Standard: PA6T
 Max.Processing Temp: 230°C for 30-60 seconds
 (260°C for 10 seconds)



Ordering Information

XDM 200 - * - N - Z - * - **

No. of Rows 1=Single Row 2=Dual Row	No. of Pins 01-40 Pin	Type Z=直针 W=弯针 S=插座 WS=插座	Length 英寸	Contact Plating G0:Gold Flash G1:1u" Gold G2:3u" Gold G3:5u" Gold G4:10u" Gold G5:15u" Gold G6:30u" Gold S0:Gold Flash/Tin S1:3in
---	--------------------------	---------------------------------------	--------------	--

			GENEAL TOLERANCE	制图 DRAWING	深圳讯答科技有限公司 ShenzhenXundaTechnology Co.,Ltd			
			DIM TOL	审核 CHECK				
			X.X ±0.30	批准 APPROVAL	产品名称 TITLE	2.00 单排 直排母 (塑高4.3)	版本 REV.	A
			X.XX ±0.20	比例 SCALE	产品料号 PART NO.	XDM200-1-N-Z-4.3-G0	单位 UNITS	mm
			X.XXX ±0.10	投影 Projection	材料 MATERIAL		页次 SHEET	1/1
序号 No.	变更内容 MODIFY CONTENT	日期 MODIFY DATE	Angle ±3.0°					