THIS DRAWING IS UNPUBLISHED RELEASED FOR PUBLICATION 2012
© COPYRIGHT 2012 Tyco Electronics AMP GmbH ALL RIGHTS RESERVED.

GENERAL NOTES
allgemeine Bemerkungen

HEADER DESIGN BASED ON PLATFORM DESIGN OF "NANO-MQS MARKET SERIES"
ACC. TE SPECIFICATION C-114-94160

Stiftwannendesign basiert auf Plattformdesign der "Nano-MQS Market Serie"
gem. TE Spezifikation C-114-94160

DATUMS I1, I2, I3 = INTERFACE --> HERE: A, B, C
DATUMS H1, H2, H3 = HEADER

NOTES
Bemerkungen

1 MISSING DIMENSIONS SEE TE SPECIFICATION 114-94000-11
Fehlende Masse siehe TE Spezifikation 114-94000-11

2 CONTACT AREAS ACC. TE SPECIFICATION 114-94201
Kontaktbereiche gem. TE Spezifikation 114-94201

3 PLASTIC MATERIAL WITH 20% REGRIND PORTION
Polymer-Werkstoff mit 20% Mahlgut-/ Recyclatanteil

4 DIFFERING TO 1
abweichend zu

C4 5 CONTACT PUSH-OUT FORCES >=15N IN A RANGE UP TO 0.2MM WITH 50 MM/MIN AT A PRELOAD OF 5N: MEASURED AT 1 ASSEMBLY EACH CAVITY
Kontakt-Ausdrueckkraefte >=15N in einem Bereich bis 0.2mm gepruefft mit 50mm/min bei einer Vorkraft von 5N: gemessen an 1 Assemblage je Nest

6 SOLDERABILITY ACC. DIN EN 60068-2-20 AGEING 3B
Loetbarkeit gem. DIN EN 60068-2 20 Alterung 3b

7 100% ELECTRICAL INSPECTION END OF LINE (CC)
100% Elektrische Endkontrolle (CC)

8 CLEANLINESS ACC. TO TE SPECIFICATION 115-18390 (INCL. VDA Band 19)
Sauberkeit gem. TE Spezifikation 115-18390 (inkl. VDA Band 19)

9 PACKAGING: BLISTER-BELT ON REEL
Verpackung: Blistergurt auf Rolle

10 MAX. AREA FOR SUCKING-IN TO PICK & PLACE: 0.1MM FLATNESS
max. Bereich zum Ansaugen fuer Pick & Place: 0.1mm Ebenheit

11 FONT AREAS AND CHARACTERS MAX. 0.2MM SUNK AND RAISED
Schriftbereiche und Zeichen max. 0.2mm vertieft und erhaben

12 AREA FOR MARKING "INSPECTED GOOD PARTS"
PER INKJET PRINTING OR LASER MARKING
Bereich fuer Markierung "gepruefte Gutteile"
mittels Tintenstrahlbedruckung oder Laserbeschriftung

13 RECOMMEDATION BASED ON PART-BALANE POINT MIN. 15MM
Empfehlung aufgrund des Teileschwerpunktes min. 15mm

AS SHOWN
0-2208165-1

LOC	DIST
A1	-

REVISIONS

P	LTR	DESCRIPTION	DATE	DWN	APVD
	C1	VARIANT 1-2208165-2 ADDED	30NOV2015	MB	BF
	C2	NOTES REVISED	05JUL2018	HO.	SCHO
	C3	E-20-002028	12FEB2020	FRAN	SCHO
	C4	Updated Note 5	04MAR2020	FRAN	SCHO

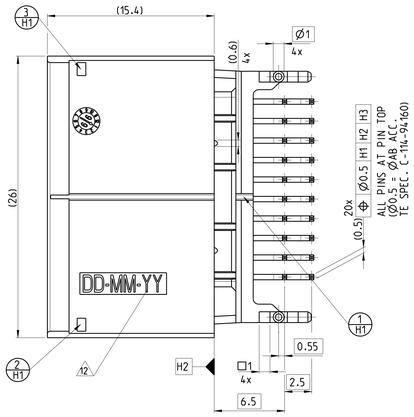

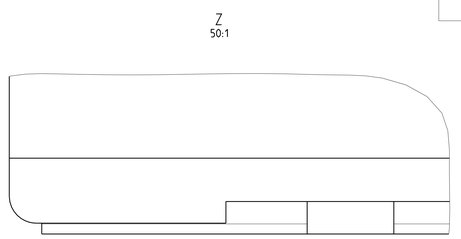

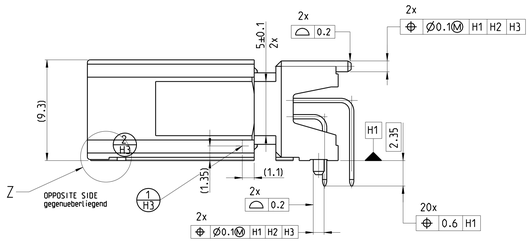

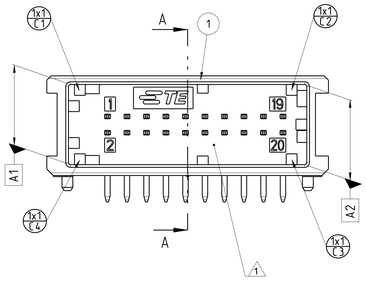

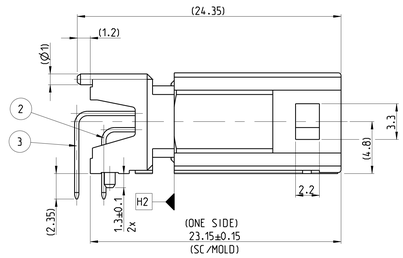

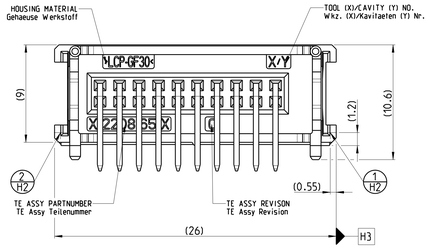

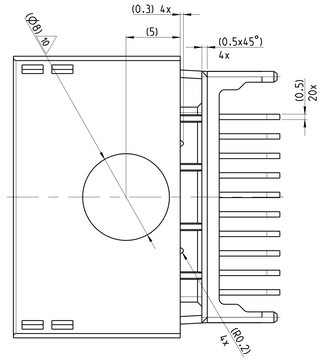

A-A

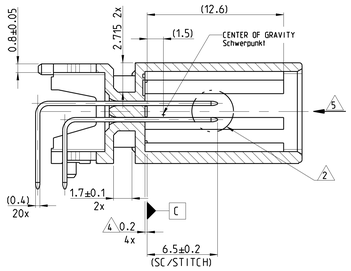

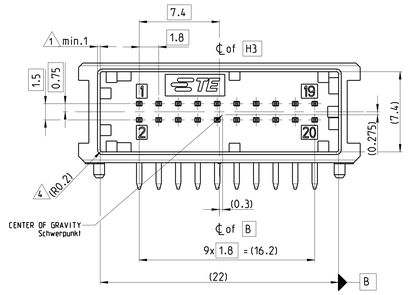

RECOMMENDED PCB LAYOUT
empfohlenes Leiterplattenanschlussbild

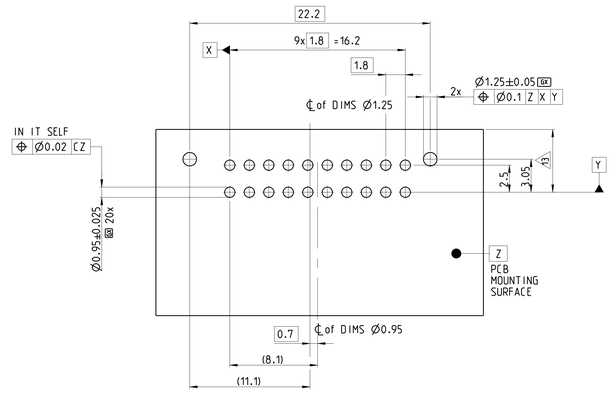

A-A EXAMPLE USE WITH PCB AND RECEPCTACLE HSG SHOWN
Anwendungsbeispiel mit Leiterplatte und Buchsenstecker

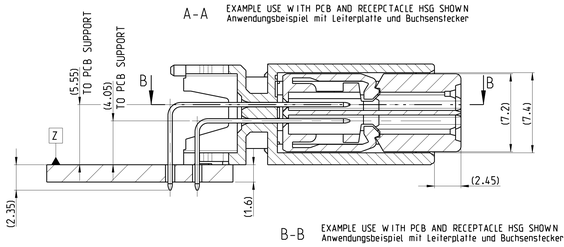

B-B EXAMPLE USE WITH PCB AND RECEPTACLE HSG SHOWN
Anwendungsbeispiel mit Leiterplatte und Buchsenstecker

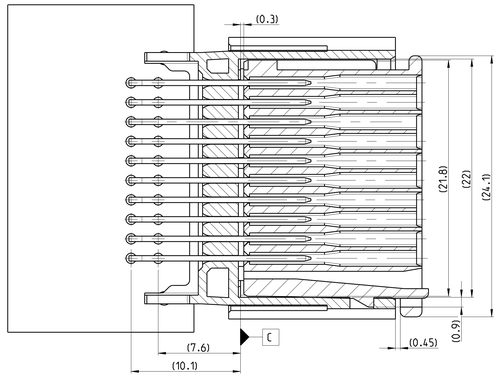

M2:1

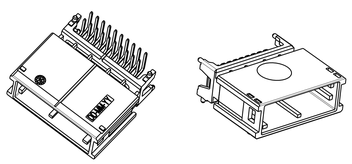

SUITABLE TO RECEPTACLE HSG
passend zu Buchsenstecker
TE PART No. 0-2141404-1
-

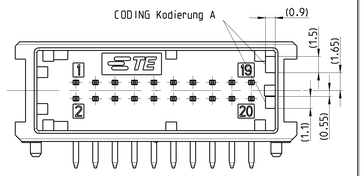

SUITABLE TO RECEPTACLE HSG
passend zu Buchsenstecker
TE PART No. 0-2141404-2
TE PART No. 1-2141404-2

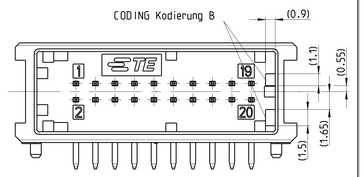

SUITABLE TO RECEPTACLE HSG
passend zu Buchsenstecker
TE PART No. 0-2141404-3

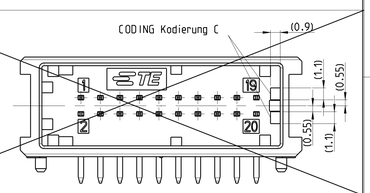

SUITABLE TO RECEPTACLE HSG
passend zu Buchsenstecker
TE PART No. 0-2141404-4

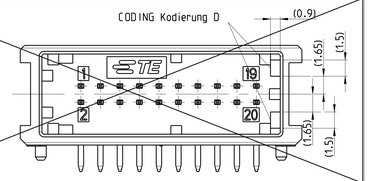

SUITABLE TO RECEPTACLE HSG
passend zu Buchsenstecker
TE PART No. 1-2141404-9

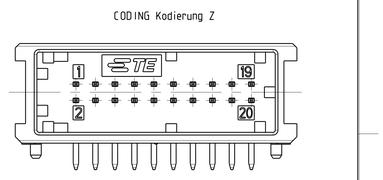

10	10	10	10	6 SOLDER SIDE 3-8µm Sn	COPPER-ALLOY WITH 1-3µm Sn OVER 1-2.2µm Ni	NANO-MQS CONTACT PIN WITH SWAGE. SOLDER VERSION	3
10	10	10	10	6 SOLDER SIDE 3-8µm Sn	COPPER-ALLOY WITH 1-3µm Sn OVER 1-2.2µm Ni	NANO-MQS CONTACT PIN WITH SWAGE. SOLDER VERSION	2
1				BLACK ACC. RAL 9011 schwarz nach RAL 9011	3 LCP-GF30	20 POS NANO MQS HEADER HOUSING CODE Z	1
	1			NATURAL SIM. RAL1015 natur aehnl. RAL1015	3 LCP-GF30	20 POS NANO MQS HEADER HOUSING CODE B	1
		1		BLACK ACC. RAL 9011 schwarz nach RAL 9011	3 LCP-GF30	20 POS NANO MQS HEADER HOUSING CODE B	1
			1	BLACK ACC. RAL 9011 schwarz nach RAL 9011	3 LCP-GF30	20 POS NANO MQS HEADER HOUSING CODE A	1
0--9	1--2	0--2	0--1	FINISH	MATERIAL Werkstoff	Benennung DESCRIPTION	ITEM NO
C	A	C	C	<------REVISION OF EACH ASSY (WHEN BLANK USE D W G: REVISION)			
QTY PER ASSY							

TOLERANCES UNLESS OTHERWISE SPECIFIED ACC. TO DIN 16901-N3 CENTRE TO NOMINAL DIMENSION. EDITION 1982-11 SINGLE PARTS
Fertigungsmaßnahmen nach DIN 16901-N3. Es gilt die Ausgabe 1982-11.

PRODUCT CHARACTERISTICS ACC. GMP EMEA_12 — TOLERANCING ISO 8015
BESONDERE MERKMALE NACH GMP EMEA_12 — TOLERIERUNG ISO 8015

DIESE ZEICHNUNG IST EIN KONTROLLIERTES DOKUMENT.
BEMASSUNGEN UND TOLERANZEN GEMAESS GPS (ISO STANDARDS).

THIS DRAWING IS A CONTROLLED DOCUMENT.

DRAWN G. Rosan 04MAY2012
CHK'D W. Dietrich 20JUN2012
APPD M. Snielvogel 20JUN2012

DIMENSIONS: mm
TOLERANCES UNLESS OTHERWISE SPECIFIED: 0 PLC ±; 1 PLC ±; 2 PLC ±0.1; 3 PLC ±0.2; ANGLES ±1°
MATERIAL: SEE TABLE
FINISH: -
PRODUCT SPEC: 108-94347
APPLICATION SPEC: -
WEIGHT: ca.2.7g

TE Connectivity

NAME: 20pos. 90DEG. PINHEADER ASSY
20pol. 90Grad. Stiftwanne Assy
NANO MQS

SIZE A0 | CAGE CODE 00779 | DRAWING NO 2208165 | RESTRICTED TO -
CUSTOMER DRAWING | SCALE 5:1 | SHEET 1 OF 1 | REV C4

4806 (3/11)