
特点 Features:

- 15A触点切换能力。
Contact switching capability:15A.
- 可提供符合IEC 60335-1 要求的产品。
Product comply with IEC 60335-1 available.
- 超小型, 标准印刷板引出脚。
Subminiature, standard PCB layout.

触点参数 CONTACT DATA

型号	Model	YX202
触点形式	Contact Arrangement	1A、1B、1C
接触电阻	Contact Resistance	100mΩ Max.
触点材料	Contact Material	银合金 Silver Alloy
额定负载(阻性)	Contact Rating (Res.Load)	10A 250VAC/30VDC ; 15A 125VAC
最大切换电流	Max. Switching Current	15A
最大切换电压	Max. Switching Voltage	277VAC/30VDC
最大切换功率	Max. Switching Power	2500VA/300W
机械寿命	Mechanical endurance	1x10 ⁷ 次 OPS
电气寿命	Electrical endurance	1x10 ⁵ 次 OPS

性能参数 CHARACTERISTICS

吸合时间(额定电压下)	Operate Time (at nomi.volt.)	8ms Max.
释放时间(不带二极管)	Release Time (without diode)	5ms Max.
绝缘电阻	Insulation Resistance	100MΩ Min.(500VDC)
介质耐压	Dielectric Strength	触点与触点间 Between Open Contacts : 750VAC, 50/60Hz 1 min.
		触点与线圈间 Between Coil & Contacts: 1,500VAC, 50/60Hz 1 min.
抗振性	Vibration resistance	误动作 Functional: 10~55Hz 双振幅 1.5mm (DA)
		耐久 Destructive: 10~55Hz 双振幅 1.5mm (DA)
抗冲击	Shock resistance	误动作 Functional: 10G Min.
		耐久 Destructive: 100G Min.
环境温度	Ambient Temperature	-40°C~+105°C (不冷凝 No condensation)
重量	Unit Weight	约 Approx. 8.7g

线圈参数 COIL DATA (at 23°C)

额定电压 Rated voltage (VDC)	额定电流 Rated current ±10%(mA)	线圈电阻 Coil resistance ±10%(Ω)	最大连续外加电压 Max allowable voltage VDC (Max.)	吸合电压 Operate voltage VDC (Max.)	释放电压 Release voltage VDC (Min.)	额定功率 Rated coil power (W)
3	120.0	25	额定电压的 of rated voltage 130 %	额定电压的 of rated voltage 75 %	额定电压的 of rated voltage 5 %	约 approx. 0.36
5	71.4	70				
6	60.0	100				
9	40.0	225				
12	30.0	400				
15	24.0	625				
18	20.0	900				
24	15.0	1,600				
48	7.5	6,400				
60	6.0	10,000				

线圈参数 COIL DATA (at 23°C)

额定电压 Rated voltage (VDC)	额定电流 Rated current ±10%(mA)	线圈电阻 Coil resistance ±10%(Ω)	最大连续外加电压 Max allowable voltage VDC (Max.)	吸合电压 Operate voltage VDC (Max.)	释放电压 Release voltage VDC (Min.)	额定功率 Rated coil power (W)
3	150.0	20	额定电压的 of rated voltage 130 %	额定电压的 of rated voltage 75 %	额定电压的 of rated voltage 5 %	约 approx. 0.45
5	89.3	56				
6	75.0	80				
9	50.0	180				
12	37.5	320				
15	30.0	500				
18	25.0	720				
24	18.8	1,280				
48	9.4	5,120				

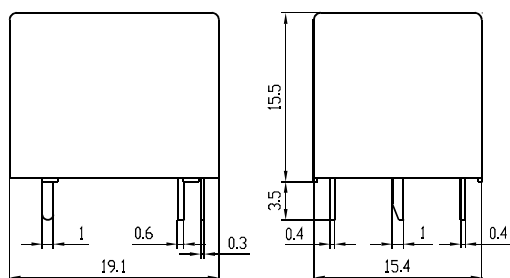
订货标记示例 ORDERING INFORMATION

YX202	-S	-1	12	D	M	F	
							温度等级 Temperature grade : 无-85度, F-105度 Nil-85 °C, F-105 °C
							触点形式 Contact form: 无-转换, M-常开, B-常闭 Nil-Form C, M-Form A, B-Form B
							线圈功耗 Coil power : D-0.36 W (0.45W 可选 optional)
							线圈规格 Coil voltage : 03,05,06,09,12,15,18,24,36,48,60 (VDC)
							触点组数 Number of poles : 1-1组 1-1 Group
							封装形式 Protective construction : S-塑封式 S-Flux proofed
							基本型号 Type designation : YX202

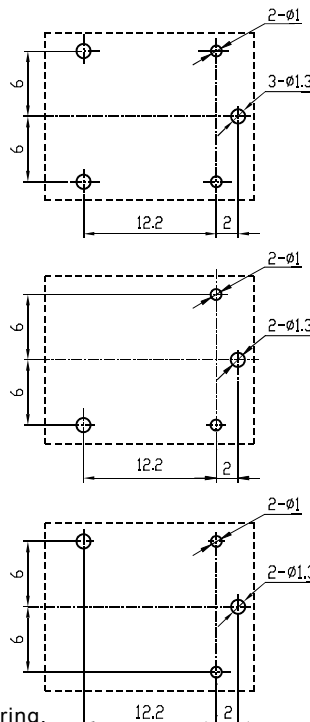
外形尺寸、接线图、安装孔位图 (单位: mm)

OUTLINE DIMENSIONS, WIRING DIAGRAM AND PCB LAYOUT (Unit: mm)

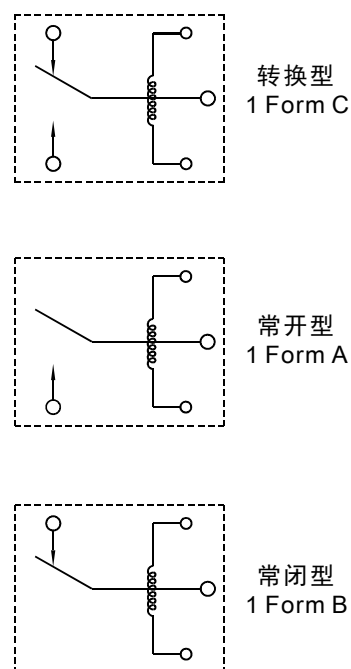
外形尺寸
Outline Dimensions



安装孔位图 (底视图)
PCB Layout (Bottom View)



接线图 (底视图)
Wiring Diagram (Bottom View)



注 Remark :

1. 未标注尺寸公差

Unmarked dimensional tolerance

- ≤1mm: ±0.2mm ;
- (1~5)mm: ±0.3mm ;
- ≥5mm: ±0.4mm.

2. 安装孔尺寸公差: ±0.1mm.

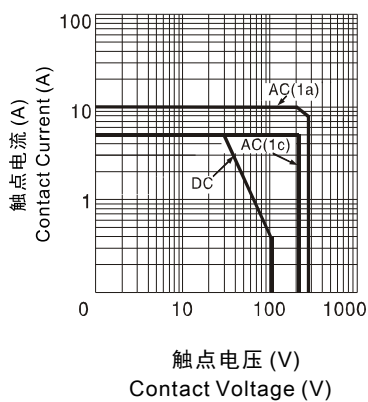
The tolerance of PCB layout is always: ±0.1mm.

3. 引出脚尺寸为预焊前尺寸.

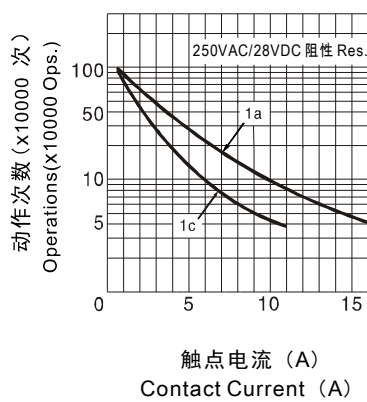
Extended terminal dimension is dimension before soldering.

性能曲线图 CHARACTERISTIC CURVES

最大切换功率
Max. Switching Power



寿命曲线
Endurance Curve



线圈温升
Coil Temperature Rise

