


特点 Features:

- 高触点容量:8A触点切换能力
High switching capability:8A.
- 低高度 Low height:15.4mm
- 高耐压 5KV
Dielectric Strength:5KV(between coil&contacts)

触点参数 CONTACT DATA

型号	Model	YX208LT
触点形式	Contact Arrangement	2A、2B、2C
接触电阻	Contact Resistance	100mΩ Max.
触点材料	Contact Material	银合金 Silver Alloy
额定负载(阻性)	Contact Rating (Res.Load)	8A 250VAC/30VDC
最大切换电流	Max. Switching Current	8A
最大切换电压	Max. Switching Voltage	277VAC/30VDC
最大切换功率	Max. Switching Power	2000VA/240W
机械寿命	Mechanical endurance	1x10 ⁷ 次 OPS
电气寿命	Electrical endurance	1x10 ⁵ 次 OPS

性能参数 CHARACTERISTICS

吸合时间(额定电压下) Operate Time (at nomi.volt.)	15ms Max.
释放时间(不带二极管) Release Time (without diode)	10ms Max.
绝缘电阻 Insulation Resistance	1000MΩ Min.(500VDC)
介质耐压 Dielectric Strength	触点与触点间 Between Open Contacts : 1000VAC, 50/60Hz 1 min.
	触点与线圈间 Between Coil & Contacts: 5000VAC, 50/60Hz 1 min
抗振性 Vibration resistance	误动作 Functional: 10~55Hz 双振幅1.5mm (DA)
	耐久 Destructive: 10~55Hz 双振幅1.5mm (DA)
抗冲击 Shock resistance	误动作 Functional: 10G Min.
	耐久 Destructive: 100G Min.
环境温度 Ambient Temperature	-40°C~+105°C (不冷凝 No condensation)
重量 Unit Weight	约 Approx. 10g

线圈参数 COIL DATA (at 23°C)

额定电压 Rated voltage (VDC)	额定电流 Rated current ±10%(mA)	线圈电阻 Coil resistance ±10%(Ω)	最大连续外加电压 Max allowable voltage VDC (Max.)	吸合电压 Operate voltage VDC (Max.)	释放电压 Release voltage VDC (Min.)	额定功率 Rated coil power (W)
3	133.3	23	额定电压的 of rated voltage 150 %	额定电压的 of rated voltage 75 %	额定电压的 of rated voltage 5 %	约 Approx. 0.4
5	80.0	63				
6	66.7	90				
9	44.4	203				
12	33.3	360				
15	26.7	563				
18	22.2	810				
24	16.7	1,440				
36	11.1	3,240				
48	8.3	5,760				

线圈参数 COIL DATA (at 23°C)

额定电压 Rated voltage (VDC)	额定电流 Rated current ±10%(mA)	线圈电阻 Coil resistance ±10%(Ω)	最大连续外加电压 Max allowable voltage VDC (Max.)	吸合电压 Operate voltage VDC (Max.)	释放电压 Release voltage VDC (Min.)	额定功率 Rated coil power (W)
3	180.0	17	额定电压的 of rated voltage 150 %	额定电压的 of rated voltage 75 %	额定电压的 of rated voltage 5 %	约 Approx. 0.54
5	108.0	46				
6	90.0	67				
9	60.0	150				
12	45.0	267				
15	22.0	417				
18	22.0	600				
24	22.5	1,067				
36	15.0	2,400				
48	11.3	4,267				

订货标记示例 ORDERING INFORMATION

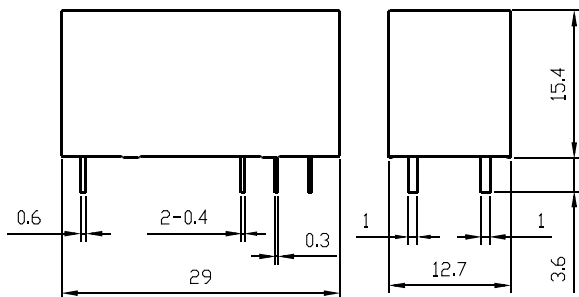
YX208LT	-S	-2	12	D	M	
				触点形式 Contact form:		无-转换, M-常开, B-常闭 Nil-Form C, M-Form A, B-Form B
				线圈功耗 Coil power:		D-0.4 W, H-0.54W
				线圈规格 Coil voltage:		03,05,06,09,12,15,18,24,36,48 (VDC)
				触点组数 Number of poles:		2-2组 2-2 Group
				封装形式 Protective construction:		S-塑封式 S-Flux proofed
				基本型号 Type designation:		YX208LT

外形尺寸、接线图、安装孔位图 (单位: mm)

OUTLINE DIMENSIONS, WIRING DIAGRAM AND PCB LAYOUT (Unit: mm)

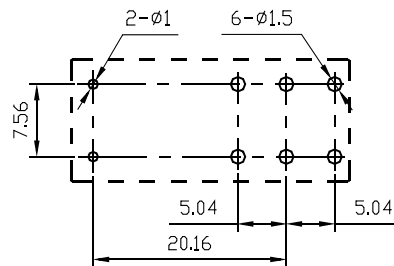
外形尺寸

Outline Dimensions



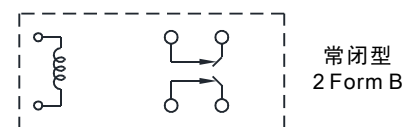
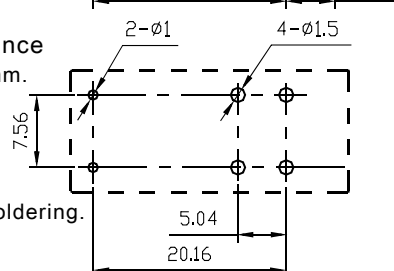
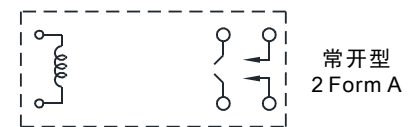
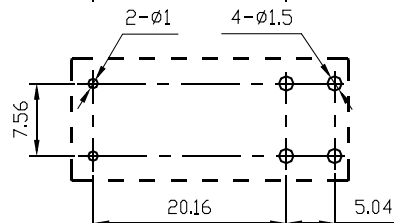
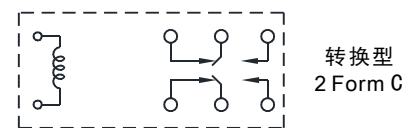
安装孔位图 (底视图)

PCB Layout (Bottom View)



接线图 (底视图)

Wiring Diagram (Bottom View)

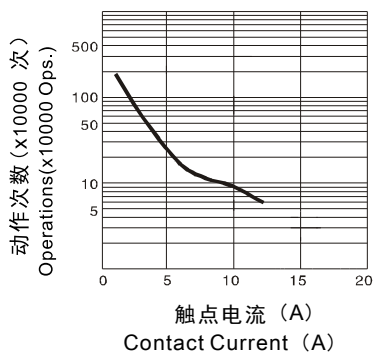


注 Remark:

- 未标注尺寸公差 Unmarked dimensional tolerance
≤1mm: ±0.2mm; (1~5)mm: ±0.3mm; ≥5mm: ±0.4mm.
- 安装孔尺寸公差: ±0.1mm.
The tolerance of PCB layout is always: ±0.1mm.
- 引出脚尺寸为预焊前尺寸.
Extended terminal dimension is dimension before soldering.

性能曲线图 CHARACTERISTIC CURVES

寿命曲线
Endurance Curve



线圈温升
Coil Temperature Rise

