

VPP28-1060

Electrical Specifications (@25C)


- Maximum Power: 30.0VA
- Input: **Series:** 230VAC, 50/60Hz; **Parallel:** 115VAC, 50/60Hz
- Output: **Series¹:** 28.0V CT @ 1.06A; **Parallel²:** 14.0V @ 2.12A
- Voltage Regulation: 25% TYP @ full load to no load
- Temperature Rise: 30C TYP (45C MAX allowed)
- Insulation Resistance: 100MΩ
- Hipot: 4000VAC between primary to secondary and windings to core.
- Recommended Fuse³:
 Series: Littelfuse p/n 313 1.25HXP, 1.25A 250V, slow blow, ¼ x 1 ¼ or,
 Cooper Bussmann p/n BKMDL-1¼, 1.25A 250V, ¼ x 1 ¼
 Parallel: Littelfuse p/n 313 2.5HXP, 2.5A 250V, slow blow, ¼ x 1 ¼ or,
 Cooper Bussmann p/n BKMDL-2½, 2.5A 250V, ¼ x 1 ¼

Construction:

Dual bobbin construction with an insulated shroud, both made of a high temperature material that exceeds UL flammability requirements.

Safety:

Since the dual bobbin construction effectively reduces capacitance, electrostatic shielding is not required. World Series Transformers are designed and manufactured to meet the following agency approvals:



Agency File:

UL: File E53148, UL 5085-1 and 2 (formerly UL 506), General Purpose.
 UL: File E65390, UL 5085-1 and 3 (formerly UL1585), Class 2/3.
 CSA: File LR 221330. C22.2 NO. 66, General Purpose.
 TUV: File R72182067, EN 61558-1:2005+A1, EN61558-2-6:2009. Double Insulated. Non-inherently Short-Circuit-Proof.

A. Dimensions: Units: In inches

| H | W | D | A | B | C | ML | MD | MW |
|-------|-------|-------|-------|-------|-------|----|------|-------|
| 1.562 | 2.625 | 2.187 | 0.550 | 0.275 | 1.680 | - | 1.75 | 2.187 |

- B. PIN DIM. : 0.045 SQ
 C. WT Lbs. : 1.15
 D. Mounting Holes: 0.156 dia. x 4

Connections⁴:

- Input:** Series – Pin 1 to Pin 6, Jumper Pin 4 to Pin 3
 Parallel – Pin 1 to Pin 6, Jumper Pin 1 to Pin 4 and Pin 3 to Pin 6
Output: Series – Pin 7 to Pin 12, Jumper Pin 9 to Pin 10
 Parallel – Pin 7 to Pin 12, Jumper Pin 7 to Pin 10 and Pin 9 to Pin 12

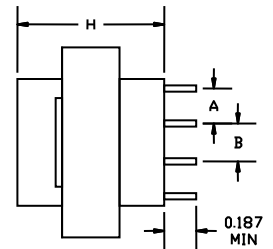
RoHS Compliance: As of manufacturing date February 2016, all standard products meet the requirements of 2015/863/EU, known as the RoHS 3 initiative.

* Upon printing, this document is considered “uncontrolled”. Please contact Triad Magnetics’ website for the most current version.

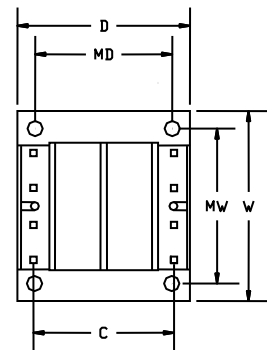
- Non-Inherently limited. Class 3.
- Non-Inherently limited. Class 2 not wet, Class 3 wet.
- Fuse must be used on **secondary** as conditions of acceptability for UL Class2/3 operation.
- Primary and secondary windings are designed to be connected in series or parallel. Windings are not intended to be used independently.



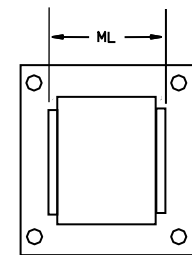
Picture for Illustration Purposes only



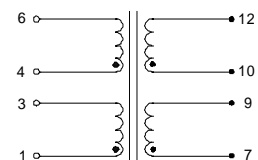
SIDE VIEW



BOTTOM VIEW



TOP VIEW



SCHEMATIC