


COMBICON compact; Spring-Cage PCB Termination Blocks PTSA 0,5/... with a 2.5 mm Pitch PTSA 1,5/... with a 3.5 mm Pitch

The PTSA spring-cage PCB terminal block range is characterized by an easy-to-operate angled spring-cage connection.

It clamps solid and stranded conductors up to 0.5 or 1.5 mm² with the pitches 2.5 and 3.5 mm. Due to the small pitches and the compact outer dimensions, this range is particularly suitable for applications in which space is critical. Typical applications include in particular lighting engineering and telecommunications. The PTSA range can be supplied as a termination block either with solder pins arranged in a row at the front, or with offset solder pins

Z pinning serves to increase the voltage values up to 400 V or 630 V. Pitch spacers and different color versions make it easy to put together customized termination blocks. It is possible to intermix the pitches. Individual labeling of these products is possible.



COMBICON Select

The COMBICON search engine with CAD downloading




COMBICON Select – the printed circuit board connection software supports your workflow from the PCB and housing layout to the ordering process with:

- Systematic and fast selection of products
- Universal Internet aided engineering with extensive CAD downloading
- Easy-to-use e-shopping functions.

select.phoenixcontact.com/combicon

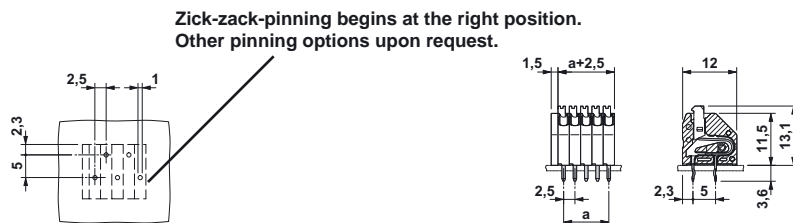
PCB Termination Blocks
PTSA 0,5/...-2,5-Z
2.5 mm Pitch



Description	No. of pos.	Dim. a [mm]	Type	Order No.	Pcs./Pkt.
PCB termination blocks, offset pins, 2.5 mm pitch, color: green					
	2	2.5	PTSA 0,5/2-2,5-Z	19 90 00 9	250
	3	5	PTSA 0,5/3-2,5-Z	19 90 01 2	250
	4	7.5	PTSA 0,5/4-2,5-Z	19 90 02 5	250
	5	10	PTSA 0,5/5-2,5-Z	19 90 03 8	100
	6	12.5	PTSA 0,5/6-2,5-Z	19 90 04 1	100
	7	15	PTSA 0,5/7-2,5-Z	19 90 05 4	100
	8	17.5	PTSA 0,5/8-2,5-Z	19 90 06 7	100
	9	20	PTSA 0,5/9-2,5-Z	19 90 07 0	100
	10	22.5	PTSA 0,5/10-2,5-Z	19 90 08 3	100
	11	25	PTSA 0,5/11-2,5-Z	19 90 09 6	50
	12	27.5	PTSA 0,5/12-2,5-Z	19 90 10 6	50
	13	30	PTSA 0,5/13-2,5-Z	19 90 11 9	50
	14	32.5	PTSA 0,5/14-2,5-Z	19 90 12 2	50
	15	35	PTSA 0,5/15-2,5-Z	19 90 13 5	50
	16	37.5	PTSA 0,5/16-2,5-Z	19 90 14 8	50
	17	40	PTSA 0,5/17-2,5-Z	19 90 15 1	50
	18	42.5	PTSA 0,5/18-2,5-Z	19 90 16 4	50
	19	45	PTSA 0,5/19-2,5-Z	19 90 17 7	50
	20	47.5	PTSA 0,5/20-2,5-Z	19 90 18 0	50
	21	50	PTSA 0,5/21-2,5-Z	19 90 19 3	50
	22	52.5	PTSA 0,5/22-2,5-Z	19 90 20 3	50
	23	55	PTSA 0,5/23-2,5-Z	19 90 22 9	50
	24	57.5	PTSA 0,5/24-2,5-Z	19 90 23 2	50

Technical data


Dimensions		see description		
Pitch	[mm]	2.5		
Hole diameter	[mm]	1		
Pin dimensions	[mm]x[mm]	0.4 x 0.75		
Technical data in accordance with IEC/ DIN VDE				
Insulating material group	-	I		
Surge voltage category / contamination class	-/-	III / 3	III / 2	II / 2
Rated voltage	[V]	160	250	400
Rated surge voltage	[kV]	2.5	2.5	2.5
Nominal current / cross section	[A]/[mm ²]	2 / 0.5		
Maximum load current / cross section	[A]/[mm ²]	2 / 0.5		
Connection capacity				
Solid / stranded / conductor sizes	[mm ²]/[mm ²]/AWG	0.14 - 0.5 / 0.2 - 0.5 / 24 - 20		
Stranded with ferrule without / with plastic sleeve	[mm ²]	—		
Stripping length	[mm]	8		
Insulating material				
Inflammability class in acc. with UL 94		PA		
Approval data (UL/CUL and CSA)		V0		
Nominal voltage / current / conductor sizes	UL/CUL: [V]/[A]/AWG CSA: [V]/[A]/AWG	—		



PCB Termination Blocks

PTSA 0,5/...-2,5-F

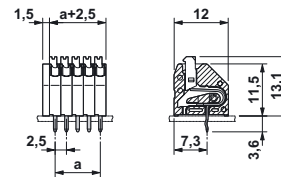
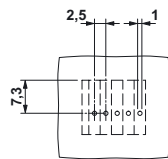
2.5 mm Pitch




Description	No. of pos.	Dim. a [mm]	Type	Order No.	Pcs./Pkt.
PCB termination blocks, pins at the front, 2.5 mm pitch, color: green					
	2	2.5	PTSA 0,5/2-2,5-F	19 89 74 8	250
	3	5	PTSA 0,5/3-2,5-F	19 89 75 1	250
	4	7.5	PTSA 0,5/4-2,5-F	19 89 76 4	250
	5	10	PTSA 0,5/5-2,5-F	19 89 77 7	100
	6	12.5	PTSA 0,5/6-2,5-F	19 89 78 0	100
	7	15	PTSA 0,5/7-2,5-F	19 89 79 3	100
	8	17.5	PTSA 0,5/8-2,5-F	19 89 80 3	100
	9	20	PTSA 0,5/9-2,5-F	19 89 81 6	100
	10	22.5	PTSA 0,5/10-2,5-F	19 89 82 9	100
	11	25	PTSA 0,5/11-2,5-F	19 89 83 2	50
	12	27.5	PTSA 0,5/12-2,5-F	19 89 84 5	50
	13	30	PTSA 0,5/13-2,5-F	19 89 85 8	50
	14	32.5	PTSA 0,5/14-2,5-F	19 89 86 1	50
	15	35	PTSA 0,5/15-2,5-F	19 89 87 4	50
	16	37.5	PTSA 0,5/16-2,5-F	19 89 88 7	50
	17	40	PTSA 0,5/17-2,5-F	19 89 89 0	50
	18	42.5	PTSA 0,5/18-2,5-F	19 89 90 0	50
	19	45	PTSA 0,5/19-2,5-F	19 89 91 3	50
	20	47.5	PTSA 0,5/20-2,5-F	19 89 92 6	50
	21	50	PTSA 0,5/21-2,5-F	19 89 93 9	50
	22	52.5	PTSA 0,5/22-2,5-F	19 89 94 2	50
	23	55	PTSA 0,5/23-2,5-F	19 89 95 5	50
	24	57.5	PTSA 0,5/24-2,5-F	19 89 99 7	50

Technical data

Dimensions		see description		
Pitch	[mm]	2.5		
Hole diameter	[mm]	1		
Pin dimensions	[mm]x[mm]	0.4 x 0.75		
Technical data in accordance with IEC/ DIN VDE				
Insulating material group	-	I		
Surge voltage category / contamination class	-/-	III / 3	III / 2	II / 2
Rated voltage	[V]	63	250	250
Rated surge voltage	[kV]	2.5	2.5	2.5
Nominal current / cross section	[A]/[mm ²]	2 / 0.5		
Maximum load current / cross section	[A]/[mm ²]	2 / 0.5		
Connection capacity				
Solid / stranded / conductor sizes	[mm ²]/[mm ²]/AWG	0.14 - 0.5 / 0.2 - 0.5 / 24 - 20		
Stranded with ferrule without / with plastic sleeve	[mm ²]	—		
Stripping length	[mm]	8		
Insulating material				
Inflammability class in acc. with UL 94		PA		
Approval data (UL/CUL and CSA)				
Nominal voltage / current / conductor sizes	UL/CUL: [V]/[A]/AWG CSA: [V]/[A]/AWG	—		



PCB Termination Blocks PTSA 1,5/...-3,5-Z 3.5 mm Pitch




Description	No. of pos.	Dim. a [mm]	Type	Order No.	Pcs./Pkt.
PCB termination blocks, offset pins, 3.5 mm pitch, color: green					
	2	3.5	PTSA 1,5/2-3,5-Z	19 85 19 5	250
	3	7	PTSA 1,5/3-3,5-Z	19 85 20 5	250
	4	10.5	PTSA 1,5/4-3,5-Z	19 85 21 8	250
	5	14	PTSA 1,5/5-3,5-Z	19 85 22 1	100
	6	17.5	PTSA 1,5/6-3,5-Z	19 85 23 4	100
	7	21	PTSA 1,5/7-3,5-Z	19 85 24 7	100
	8	24.5	PTSA 1,5/8-3,5-Z	19 85 25 0	100
	9	28	PTSA 1,5/9-3,5-Z	19 85 26 3	100
	10	31.5	PTSA 1,5/10-3,5-Z	19 85 27 6	100
	11	35	PTSA 1,5/11-3,5-Z	19 85 28 9	50
	12	38.5	PTSA 1,5/12-3,5-Z	19 85 29 2	50
	13	42	PTSA 1,5/13-3,5-Z	19 85 30 2	50
	14	45.5	PTSA 1,5/14-3,5-Z	19 85 31 5	50
	15	49	PTSA 1,5/15-3,5-Z	19 85 32 8	50
	16	52.5	PTSA 1,5/16-3,5-Z	19 85 33 1	50
	17	56	PTSA 1,5/17-3,5-Z	19 85 34 4	50
	18	59.5	PTSA 1,5/18-3,5-Z	19 85 35 7	50
	19	63	PTSA 1,5/19-3,5-Z	19 85 36 0	50
	20	66.5	PTSA 1,5/20-3,5-Z	19 85 37 3	50
	21	70	PTSA 1,5/21-3,5-Z	19 85 38 6	50
	22	73.5	PTSA 1,5/22-3,5-Z	19 85 39 9	50
	23	77	PTSA 1,5/23-3,5-Z	19 85 40 9	50
	24	80.5	PTSA 1,5/24-3,5-Z	19 85 41 2	50


Technical data

Dimensions	see description		
Pitch	[mm]	3.5	
Hole diameter	[mm]	1	
Pin dimensions	[mm]x[mm]	0.4 x 0.,75	
Technical data in accordance with IEC/ DIN VDE			
Insulating material group	-	I	
Surge voltage category / contamination class	-/-	III / 3	III / 2
Rated voltage	[V]	250	400
Rated surge voltage	[kV]	4	4
Nominal current / cross section	[A]/[mm ²]	2 / 1.5	
Maximum load current / cross section	[A]/[mm ²]	2 / 1.5	
Connection capacity			
Solid / stranded / conductor sizes	[mm ²]/[mm ²]/AWG	0.5 - 1.5 / 0.5 - 1.5 / 20 - 16	
Stranded with ferrule without / with plastic sleeve	[mm ²]	0.5 - 1.0 / 0.5	
Stripping length	[mm]	8	
Insulating material		PA	
Inflammability class in acc. with UL 94		V2	
Approval data (UL/CUL and CSA)			
Nominal voltage / current / conductor sizes	UL/CUL: [V]/[A]/AWG CSA: [V]/[A]/AWG	300 / 2 / 24 - 16	

Zick-zack-pinning begins at the right position.
Other pinning options upon request.



PCB Termination Blocks PTSA 1,5/...-3,5-F 3.5 mm Pitch



Description	No. of pos.	Dim. a [mm]	Type	Order No.	Pcs./Pkt.
PCB termination blocks, pins at the front, 3.5 mm pitch, color: green					
	2	3.5	PTSA 1,5/2-3,5-F	19 84 96 3	250
	3	7	PTSA 1,5/3-3,5-F	19 94 97 6	250
	4	10.5	PTSA 1,5/4-3,5-F	19 84 98 9	250
	5	14	PTSA 1,5/5-3,5-F	19 84 99 2	100
	6	17.5	PTSA 1,5/6-3,5-F	19 85 00 1	100
	7	21	PTSA 1,5/7-3,5-F	19 85 01 4	100
	8	24.5	PTSA 1,5/8-3,5-F	19 85 02 7	100
	9	28	PTSA 1,5/9-3,5-F	19 85 03 0	100
	10	31.5	PTSA 1,5/10-3,5-F	19 85 04 3	100
	11	35	PTSA 1,5/11-3,5-F	19 85 05 6	50
	12	38.5	PTSA 1,5/12-3,5-F	19 85 06 9	50
	13	42	PTSA 1,5/13-3,5-F	19 85 07 2	50
	14	45.5	PTSA 1,5/14-3,5-F	19 85 08 5	50
	15	49	PTSA 1,5/15-3,5-F	19 85 09 8	50
	16	52.5	PTSA 1,5/16-3,5-F	19 85 10 8	50
	17	56	PTSA 1,5/17-3,5-F	19 85 11 1	50
	18	59.5	PTSA 1,5/18-3,5-F	19 85 12 4	50
	19	63	PTSA 1,5/19-3,5-F	19 85 13 7	50
	20	66.5	PTSA 1,5/20-3,5-F	19 85 14 0	50
	21	70	PTSA 1,5/21-3,5-F	19 85 15 3	50
	22	73.5	PTSA 1,5/22-3,5-F	19 85 16 6	50
	23	77	PTSA 1,5/23-3,5-F	19 85 17 9	50
	24	80.5	PTSA 1,5/24-3,5-F	19 85 18 2	50

Technical data

Dimensions	see description			
Pitch	[mm]	3.5		
Hole diameter	[mm]	1		
Pin dimensions	[mm]x[mm]	0.4 x 0.75		
Technical data in accordance with IEC/ DIN VDE				
Insulating material group	-	I		
Surge voltage category / contamination class	-/-	III / 3	III / 2	II / 2
Rated voltage	[V]	200	200	400
Rated surge voltage	[kV]	4	4	4
Nominal current / cross section	[A]/[mm ²]	2 / 1.5		
Maximum load current / cross section	[A]/[mm ²]	2 / 1.5		
Connection capacity				
Solid / stranded / conductor sizes	[mm ²]/[mm ²]/AWG	0.5 - 1.5 / 0.5 - 1.5 / 20 - 16		
Stranded with ferrule without / with plastic sleeve	[mm ²]	0.5 - 1.0 / 0.5		
Stripping length	[mm]	8		
Insulating material		PA		
Inflammability class in acc. with UL 94		V2		
Approval data (UL/CUL and CSA)				
Nominal voltage / current / conductor sizes	UL/CUL: [V]/[A]/AWG CSA: [V]/[A]/AWG	300 / 2 / 24 - 16		

© Phoenix Contact 2005

