SCRH8D43

SMD POWER INDUCTORS

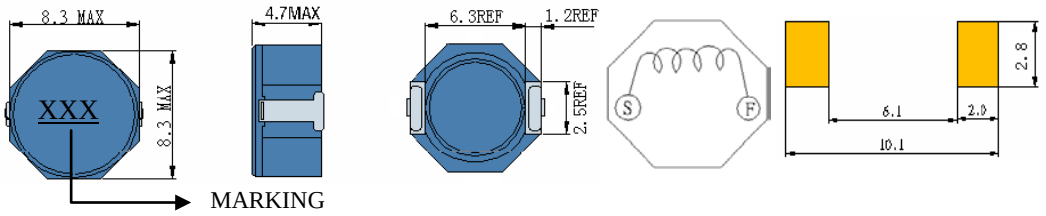

● Features
1. Magnetically shielded construction
2 Excellent Power Density
3 Engineered to Provide High Efficiency

ELECTRICAL CHARACTERISTICS

Part Number	Inductance (uH) (1)	Test Frequency	DC Resistance (Ω MAX) (2)	Saturation Current (3) (A)	Temperature Current (4) (A)
SCRH8D43-2R5	2.5	100KHZ	17m	6.4	5.70
SCRH8D43-3R9	3.3	100KHZ	19m	5.0	5.00
SCRH8D43-4R7	4.7	100KHZ	22m	4.6	4.60
SCRH8D43-6R8	6.8	100KHZ	28m	4.2	3.90
SCRH8D43-100	10	100KHZ	36m	3.6	3.50
SCRH8D43-150	15	100KHZ	53m	2.6	2.70
SCRH8D43-220	22	100KHZ	75m	2.1	2.43
SCRH8D43-330	33	100KHZ	125m	1.6	1.76
SCRH8D43-470	47	100KHZ	150m	1.4	1.58
SCRH8D43-680	68	100KHZ	240m	1.2	1.42
SCRH8D43-101	100	100KHZ	360m	0.9	0.99

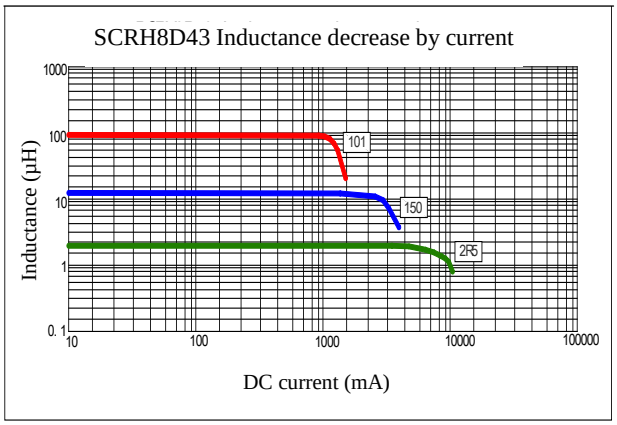

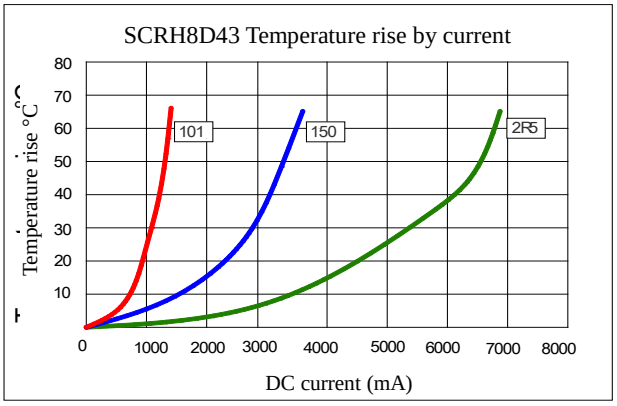

(1). Inductance tolerance ±30% tested at 0.25V, 0ADC and 25℃
(2). DCR measured at 25℃.
(3). The DC current at which the inductance decreases by 35% from its initial value.
(4). The DC current that results in a 40℃ temperature rise from 25℃ambient.

Click here for QUANTITY PER REEL & PACKING INFORMATION

Custom versions available upon request.

© 2019 Signal Transformer –Specification subject to change without notice. 12.19

signal TRANSFORMER a bel group
belfuse.com/signal
128 Atlantic Avenue, Lynbrook, NY 11563
Toll Free 866-239-5777 • Tel 516-239-5777 • Fax 516-239-7208
Sales@signaltransformer.com • techhelp@signaltransformer.com