

SMT Power Inductors

Shielded Drum Core - PA4338.XXXNLT Series



- Height:** 4.2mm Max
- Footprint:** 8.3mm x 8.3mm Max
- Current Rating:** up to 14A
- Inductance Range:** 0.47uH to 560uH
- Shielded magnetic circuit reduces leakage flux, Fe base metal core enables high saturation and metalized core termination results in excellent shock resistance.*
- NiZn Ferrite Core Material**

Electrical Specifications @ 25°C - Operating Temperature -40°C to +125°C

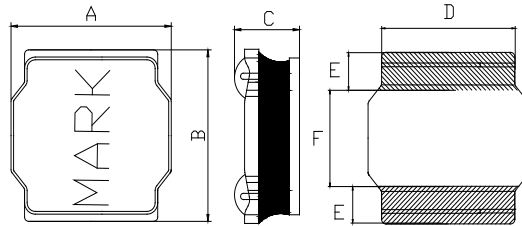
Part Number	Inductance ⁴ 100 KHz, 1V	DC Resistance	Saturation Current	Rated Current
			≤30% Drop	< 40 °C Rise
	uH ±20%	mΩ MAX	A	A
PA4338.471NLT	0.47*	8.45	14.00	9.50
PA4338.821NLT	0.82*	10.40	13.80	8.50
PA4338.472NLT	4.7*	24.70	5.90	5.00
PA4338.682NLT	6.8	31.20	4.55	3.60
PA4338.103NLT	10	38.00	3.60	3.30
PA4338.223NLT	22	94.90	2.50	2.90
PA4338.333NLT	33	120	2.07	2.30
PA4338.473NLT	47	162	1.75	2.00
PA4338.104NLT	100	377	1.15	1.00
PA4338.334NLT	330	1155.7	0.68	0.64
PA4338.564NLT	560	2950	0.60	0.45

Notes:

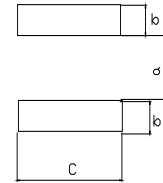
1. Actual temperature of the component during system operation (ambient plus temperature rise) must be within the standard operating range.
2. The saturation current is the current at which the initial inductance drops approximately 30% at the stated ambient temperature. This current is determined by placing the component in the specified ambient environment and applying a short duration pulse current (to eliminate self-heating effect) to the component.
3. The Rated Current is the DC current required to raise the component temperature by 40 °C maximum. Take note that the component's performance varies depending on the system condition. It is suggested that the component be tested at the system level, to verify the temperature rise of the component during system operation.
4. Please note that the inductance tolerance of all parts are ±20%, except .471NLT, .821NLT and .472NLT which are ±30%.
5. Parts shown in bold are standard catalog parts and are available through sample stock and distribution. Parts in lighter font are available but are not necessarily held in sample stock or distribution and lead times may be longer. Please contact Pulse for availability.

Mechanical

PA4338.XXXNLT



Final Layout

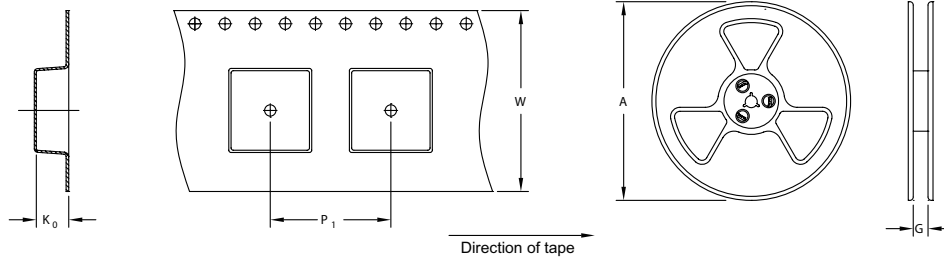


SUGGESTED PAD LAYOUT

Series	A	B	C	D	E	F	a	b	c
PA4338.XXXNLT	8.0±0.3	8.0±0.3	4.2 MAX	6.3±0.3	2.45±0.3	3.1±0.3	2.8 TYP	2.7 TYP	7.5 TYP

All Dimensions in mm.

TAPE & REEL INFO

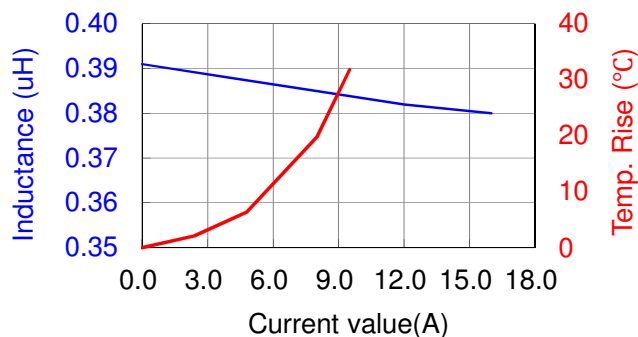


SURFACE MOUNTING TYPE, REEL/TAPE LIST

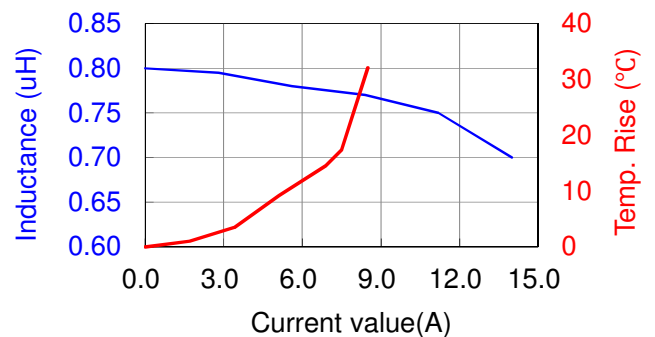
TYPE	REEL SIZE (mm)		TAPE SIZE (mm)			QTY
	A	G	P ₁	W	K ₀	PCS/REEL
PA4338.XXXNLT	Ø330	16.5	12	16	4.4	1000

Typical Performance Curves

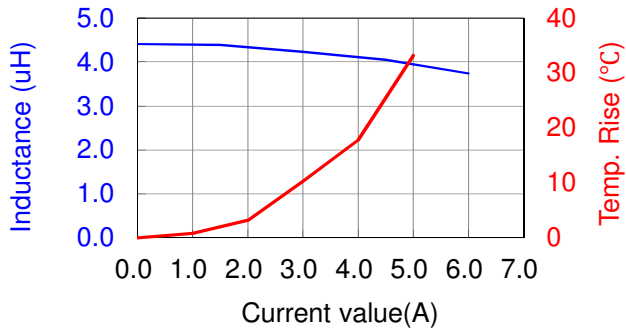
PA4338.471NLT



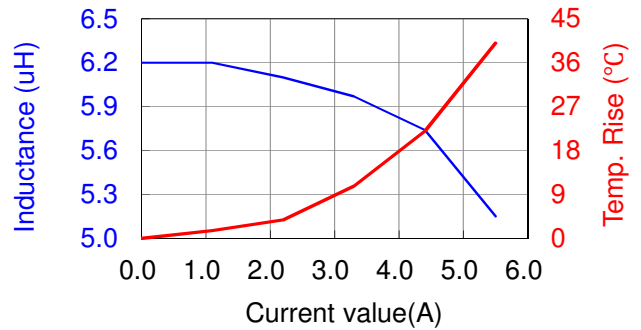
PA4338.821NLT



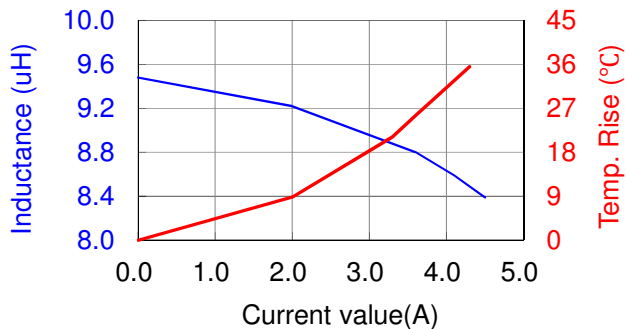
PA4338.472NLT



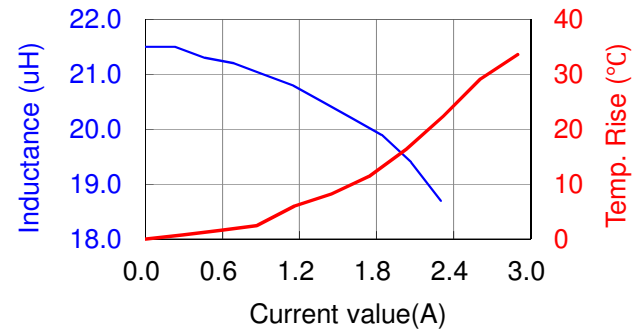
PA4338.682NLT



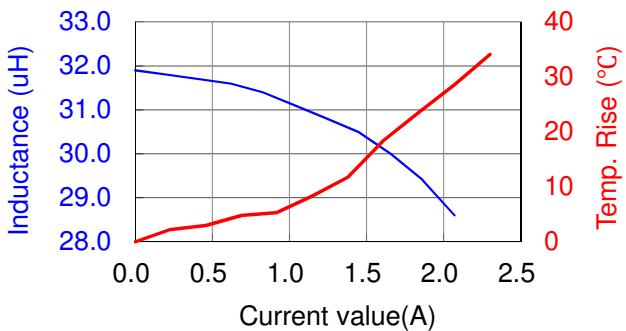
PA4338.103NLT



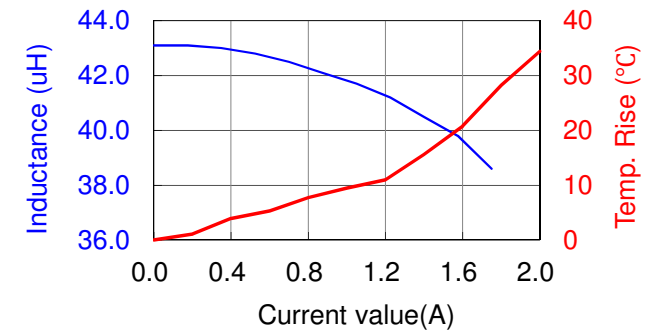
PA4338.223NLT



PA4338.333NLT



PA4338.473NLT

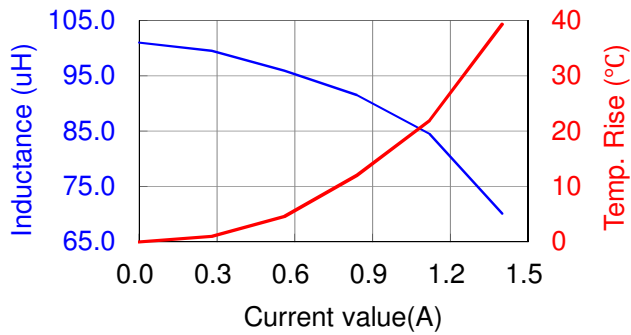


SMT Power Inductors

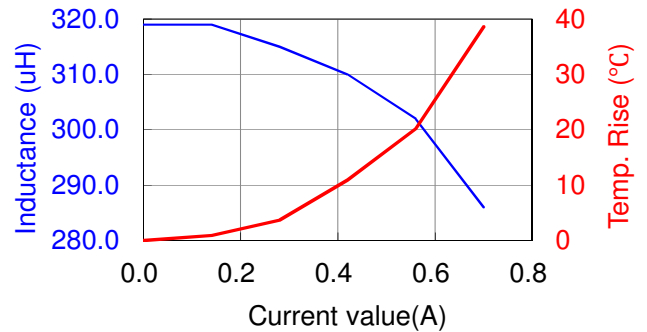
Shielded Drum Core - PA4338.XXXNLT Series



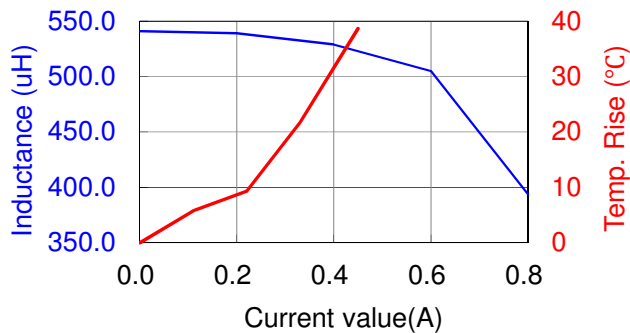
PA4338.104NLT



PA4338.334NLT



PA4338.564NLT



For More Information

Pulse Worldwide Headquarters

15255 Innovation Drive Ste 100
San Diego, CA 92128
U.S.A.

Pulse Europe

Pulse Electronics GmbH
Am Rottland 12
58540 Meinerzhagen
Germany

Pulse China Headquarters

Pulse Electronics (ShenZhen) CO., LTD
D708, Shenzhen Academy of
Aerospace Technology,
The 10th Keji South Road,
Nanshan District, Shenzhen,
P.R. China 518057

Pulse North China

Room 2704/2705
Super Ocean Finance Ctr.
2067 Yan An Road West
Shanghai 200336
China

Pulse South Asia

3 Fraser Street
0428 DUO Tower
Singapore 189352

Pulse North Asia

1F., No.111 Xiyuan Rd
Zhongli City
Taoyuan City 32057
Taiwan (R.O.C)

Tel: 858 674 8100
Fax: 858 674 8262

Tel: 49 2354 777 100
Fax: 49 2354 777 168

Tel: 86 755 33966678
Fax: 86 755 33966700

Tel: 86 21 62787060
Fax: 86 21 62786973

Tel: 65 6287 8998
Fax: 65 6280 0080

Tel: 886 3 4356768
Fax: 886 3 4356820

Performance warranty of products offered on this data sheet is limited to the parameters specified. Data is subject to change without notice. Other brand and product names mentioned herein may be trademarks or registered trademarks of their respective owners. © Copyright, 2020. Pulse Electronics, Inc. All rights reserved.