	E502650
---	----------------

Features

- Halogen Free. "Green" Device (Note 1)
- Lead Free Finish/RoHS Compliant (Note 2) ("P" Suffix Designates Compliant. See Ordering Information)
- Epoxy Meets UL 94 V-0 Flammability Rating
- High Surge Forward Current Capability

Maximum Ratings

- Operating Junction Temperature Range: -55°C to +150°C
- Storage Temperature Range: -55°C to +150°C
- Thermal Resistance: 1.5°C/W Junction to Case (Note 3)
- Thermal Resistance: 22°C/W Junction to Ambient

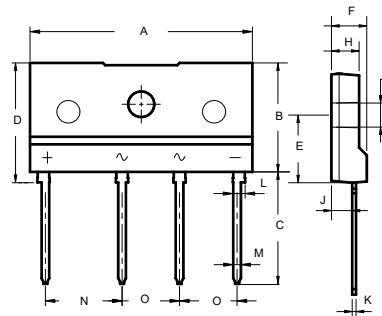
Mechanical Data

- Mounting Torque: 0.5 N•m

MCC Part Number	Device Marking	Maximum Recurrent Peak Reverse Voltage	Maximum RMS Voltage	Maximum DC Blocking Voltage
GBJA20005	GBJA20005	50V	35V	50V
GBJA2001	GBJA2001	100V	70V	100V
GBJA2002	GBJA2002	200V	140V	200V
GBJA2004	GBJA2004	400V	280V	400V
GBJA2006	GBJA2006	600V	420V	600V
GBJA2008	GBJA2008	800V	560V	800V
GBJA2010	GBJA2010	1000V	700V	1000V

**20 Amp
Glass Passivated
Bridge Rectifier
50 - 1000 Volts**

JA



DIMENSIONS					
DIM	INCHES		MM		NOTE
	MIN	MAX	MIN	MAX	
A	1.130	1.154	28.70	29.30	
B	0.559	0.583	14.20	14.80	
C	0.575	0.598	14.60	15.20	
D	0.614	0.638	15.60	16.20	
E	0.343	0.366	8.70	9.30	
F	0.169	0.193	4.30	4.90	
G	0.122	0.134	3.10	3.40	
H	0.130	0.154	3.30	3.90	
J	0.098	0.114	2.50	2.90	
K	0.012	0.024	0.40	0.60	
L	0.059	0.067	1.50	1.70	
M	0.035	0.043	0.90	1.10	
N	0.390	0.400	9.80	10.20	
O	0.290	0.300	7.30	7.70	

Electrical Characteristics @ 25°C Unless Otherwise Specified

Average Forward Current	$I_{F(AV)}$	20A	$T_C = 90^\circ C$
Peak Forward Surge Current	I_{FSM}	240A	8.3ms, Half Sine
Maximum Instantaneous Forward Voltage	V_F	1.1V	$I_{FM} = 10A; T_J = 25^\circ C$
Maximum DC Reverse Current at Rated DC Blocking Voltage	I_R	5µA	$T_J = 25^\circ C$
I^2t Rating for Fusing	I^2t	240A ² S	(1ms < t < 8.3ms)

- Note:
1. Halogen free "Green" products are defined as those which contain <900ppm bromine, <900ppm chlorine (<1500ppm total Br + Cl) and <1000ppm antimony compounds.
 2. High Temperature Solder Exemption Applied, See EU Directive Annex 7a.
 3. Device mounted on 75mm x 45mm x 5.5mm Aluminum Plate Heatsink.

Curve Characteristics

Fig. 1 - Forward Current Derating Curve

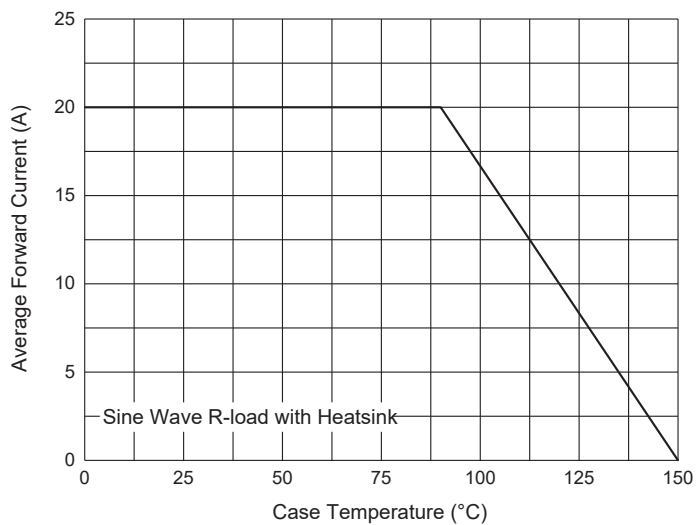


Fig. 2 - Maximum Non-Repetitive Peak Forward Surge Current

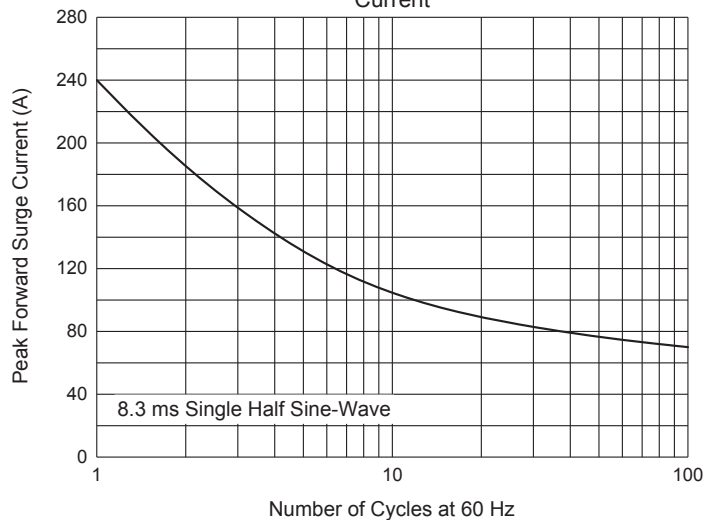


Fig. 3 - Typical Instantaneous Forward Characteristics

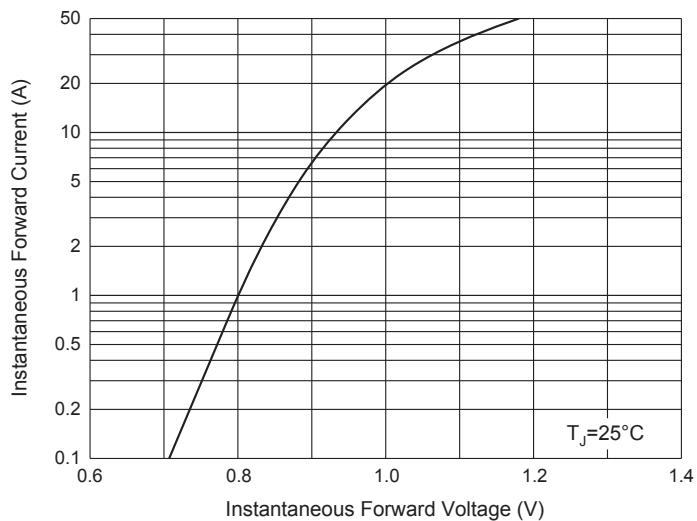
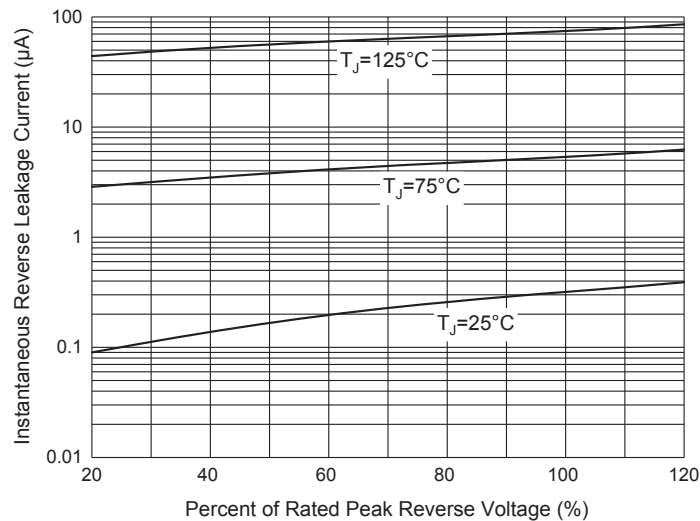


Fig. 4 - Typical Reverse Leakage Characteristics



Ordering Information

Device	Packing
Part Number-BP	Bulk:15pcs/Tube,750pcs/Box,1500pcs/Carton

IMPORTANT NOTICE

Micro Commercial Components Corp. reserves the right to make changes without further notice to any product herein to make corrections, modifications, enhancements, improvements, or other changes. **Micro Commercial Components Corp.** does not assume any liability arising out of the application or use of any product described herein; neither does it convey any license under its patent rights, nor the rights of others. The user of products in such applications shall assume all risks of such use and will agree to hold **Micro Commercial Components Corp.** and all the companies whose products are represented on our website, harmless against all damages. **Micro Commercial Components Corp.** products are sold subject to the general terms and conditions of commercial sale, as published at <https://www.mccsemi.com/Home/TermsAndConditions>.

LIFE SUPPORT

MCC's products are not authorized for use as critical components in life support devices or systems without the express written approval of Micro Commercial Components Corporation.

CUSTOMER AWARENESS

Counterfeiting of semiconductor parts is a growing problem in the industry. Micro Commercial Components (MCC) is taking strong measures to protect ourselves and our customers from the proliferation of counterfeit parts. MCC strongly encourages customers to purchase MCC parts either directly from MCC or from Authorized MCC Distributors who are listed by country on our web page cited below. Products customers buy either from MCC directly or from Authorized MCC Distributors are genuine parts, have full traceability, meet MCC's quality standards for handling and storage. **MCC will not provide any warranty coverage or other assistance for parts bought from Unauthorized Sources.** MCC is committed to combat this global problem and encourage our customers to do their part in stopping this practice by buying direct or from authorized distributors.