

1. Middle Series, Assembly Instruction.....	P58
2. Middle Series, Front Panel Mount & Male Pin.....	P59 - P60
3. Middle Series, Flange Panel Mount	P61
4. Middle Series, Rear Panel Mount & Male Pin	P62
5. Middle Series, Male connector & Female Pin.....	P63 - P65
6. Middle Series, Front Panel Mount & Female Pin	P66 - P67
7. Middle Series, Rear Panel Mount & Female Pin.....	P68
8. Middle Series, Male connector & Male Pin.....	P69 - P71
9. Middle Series, Female connector & Male Pin.....	P72 - P73
10. Middle Series, Female connector & Female Pin.....	P74 - P75
11. Middle Series, Metal system	P76 - P77



CHOGORI

1 Strip and prepare Cable.

2 Thread Seals Nut, Seals Ring, Clamp Ring and Gasket onto the cable.

3 Solder wire.

4 Assemble Gasket into Clamp ring: Gasket Direction (Flat Surface to Housing)

5 Assemble Clamp Ring to Housing

6 Put Seals Ring to the end of Clamp Ring.




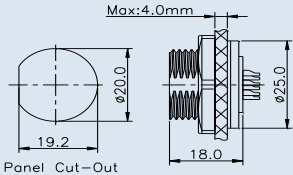
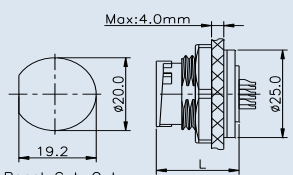
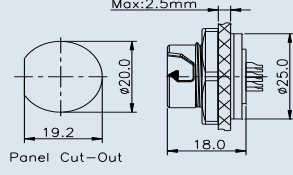
7 Assemble Seals Nut and Clamp Ring.

MIDDLE SERIES

CHOGORI

Middle Series Specifications

Middle Series, Front Panel Mount & Male Pin

Description	Front Panel Mount Screw Type, Solder	Front Panel Mount Lock bayonet Type, Solder	Front Panel Mount Push Lock Type, Solder
Figure			
Drawing		Note: 9.10 positions, L=17.0 other positions, L=18.0 	

Part-No.	Contacts		Part-Number		Contacts		Part-Number		Contacts		Part-Number		
	2	3	4	5	6	7	8	3+5	9	10	12	14	18
	2	3	4	5	6	7	8	3+5	9	10	12	14	18
	23002515-01	23003515-01	23004515-01	23005515-01	23006515-01	23007515-01	23008515-01	23305515-01	23009515-01	23010515-01	23012515-01	23014515-01	23018515-01
	23002525-01	23003525-01	23004525-01	23005525-01	23006525-01	23007525-01	23008525-01	23305525-01	23009525-01	23010525-01	23012525-01	23014525-01	23018525-01
	23002535-01	23003535-01	23004535-01	23005535-01	23006535-01	23007535-01	23008535-01	23305535-01	23009535-01	23010535-01	23012535-01	23014535-01	23018535-01




Specifications													
Number of Contacts	2	3	4	5	6	7	8	3+5	9	10	12	14	18
Wire Gauge	2.5mm ² (14AWG)		1.0mm ² (17AWG)	0.75mm ² (18AWG)		0.34mm ² (22AWG)		1.0mm ² +0.25mm ² (17AWG +24AWG)	0.34mm ² (22AWG)	0.25mm ² (24AWG)			
Panel Thickness	Max. 4.0mm				Max. 4.0mm				Max. 2.5mm				
Environmental Protection	IP68				IP67				IP67				
Mechanical Life	500 mating cycles												
Operating Temperature	- 45°C - 105°C												
Voltage Rating	300V	300V	300V	125V	125V	60V	60V	125+30V	60V	30V	30V	30V	30V
Rated Current(40°C)	20A	20A	15A	10A	10A	5A	5A	15A+2A	5A	5A	5A	5A	2A

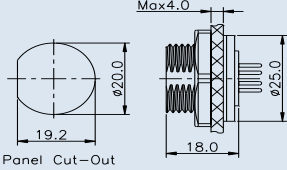
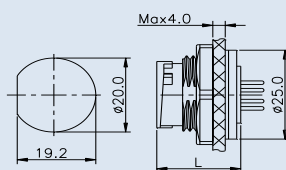
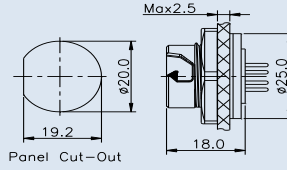
MIDDLE SERIES

CHOGORI

Middle Series Specifications

Middle Series, Front Panel Mount & Male Pin

Description	Front Panel Mount Screw Type, PCB	Front Panel Mount Lock bayonet Type, PCB	Front Panel Mount Push Lock Type, PCB
Figure			

Drawing		Note: 9.10 positions, L=17.0 other positions, L=18.0 	
	Panel Cut-Out	Panel Cut-Out	Panel Cut-Out

Part-No.	Screw Type		Lock bayonet Type		Push Lock Type	
	Contacts	Part-Number	Contacts	Part-Number	Contacts	Part-Number
	2	23002515-02	2	23002525-02	2	23002535-02
	3	23003515-02	3	23003525-02	3	23003535-02
	4	23004515-02	4	23004525-02	4	23004535-02
	5	23005515-02	5	23005525-02	5	23005535-02
	6	23006515-02	6	23006525-02	6	23006535-02
	7	23007515-02	7	23007525-02	7	23007535-02
	8	23008515-02	8	23008525-02	8	23008535-02
	3+5	23305515-02	3+5	23305525-02	3+5	23305535-02
	9	23009515-02	9	23009525-02	9	23009535-02
	10	23010515-02	10	23010525-02	10	23010535-02
	12	23012515-02	12	23012525-02	12	23012535-02
	14	23014515-02	14	23014525-02	14	23014535-02
	18	23018515-02	18	23018525-02	18	23018535-02

Specifications													
Number of Contacts	2	3	4	5	6	7	8	3+5	9	10	12	14	18
Wire Gauge	2.5mm ² (14AWG)		1.0mm ² (17AWG)	0.75mm ² (18AWG)		0.34mm ² (22AWG)		1.0mm ² +0.25mm ² (17AWG +24AWG)	0.34mm ² (22AWG)	0.25mm ² (24AWG)			
Panel Thickness	Max. 4.0mm				Max. 4.0mm				Max. 2.5mm				
Environmental Protection	IP68				IP67				IP67				
Mechanical Life	500 mating cycles												
Operating Temperature	- 45°C - 105°C												
Voltage Rating	300V	300V	300V	125V	125V	60V	60V	125+30V	60V	30V	30V	30V	30V
Rated Current(40°C)	20A	20A	15A	10A	10A	5A	5A	15A+2A	5A	5A	5A	5A	2A

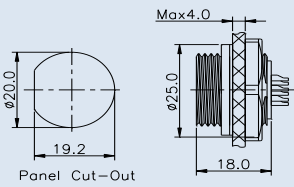
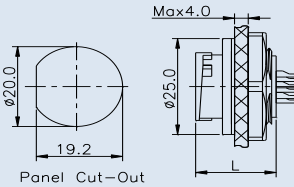
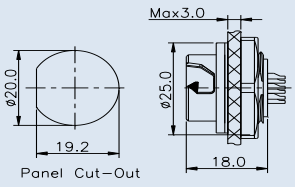
MIDDLE SERIES

CHOGORI

Middle Series Specifications

Middle Series, Rear Panel Mount & Male Pin

Description	Rear Panel Mount Screw Type, Solder	Rear Panel Mount Lock bayonet Type, Solder	Rear Panel Mount Push Lock Type, Solder
Figure			

Drawing		Note: 9.10 positions, L=17.0 other positions, L=18.0 	
---------	-----------------------------------------------------------------------------------	-----------------------------------------------------------------------------------------------------------------------------------------------	-------------------------------------------------------------------------------------

Part-No.	Contacts		Part-Number		Contacts		Part-Number		Contacts		Part-Number	
		2	23002515-03	2	23002525-03	2	23002535-03	2	23002535-03	2	23002535-03	2
	3	23003515-03	3	23003525-03	3	23003535-03	3	23003535-03	3	23003535-03	3	23003535-03
	4	23004515-03	4	23004525-03	4	23004535-03	4	23004535-03	4	23004535-03	4	23004535-03
	5	23005515-03	5	23005525-03	5	23005535-03	5	23005535-03	5	23005535-03	5	23005535-03
	6	23006515-03	6	23006525-03	6	23006535-03	6	23006535-03	6	23006535-03	6	23006535-03
	7	23007515-03	7	23007525-03	7	23007535-03	7	23007535-03	7	23007535-03	7	23007535-03
	8	23008515-03	8	23008525-03	8	23008535-03	8	23008535-03	8	23008535-03	8	23008535-03
	3+5	23305515-03	3+5	23305525-03	3+5	23305535-03	3+5	23305535-03	3+5	23305535-03	3+5	23305535-03
	9	23009515-03	9	23009525-03	9	23009535-03	9	23009535-03	9	23009535-03	9	23009535-03
	10	23010515-03	10	23010525-03	10	23010535-03	10	23010535-03	10	23010535-03	10	23010535-03
	12	23012515-03	12	23012525-03	12	23012535-03	12	23012535-03	12	23012535-03	12	23012535-03
	14	23014515-03	14	23014525-03	14	23014535-03	14	23014535-03	14	23014535-03	14	23014535-03
	18	23018515-03	18	23018525-03	18	23018535-03	18	23018535-03	18	23018535-03	18	23018535-03



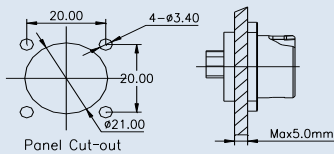
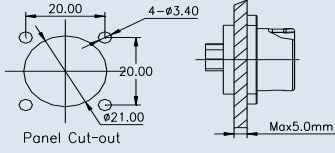
Specifications													
Number of Contacts	2	3	4	5	6	7	8	3+5	9	10	12	14	18
Wire Gauge	2.5mm ² (14AWG)		1.0mm ² (17AWG)	0.75mm ² (18AWG)	0.34mm ² (22AWG)		1.0mm ² +0.25mm ² (17AWG +24AWG)		0.34mm ² (22AWG)	0.25mm ² (24AWG)			
Panel Thickness	Max. 4.0mm				Max. 4.0mm				Max. 3.0mm				
Environmental Protection	IP68				IP67				IP67				
Mechanical Life	500 mating cycles												
Operating Temperature	- 45°C - 105°C												
Voltage Rating	300V	300V	300V	125V	125V	60V	60V	125+30V	60V	30V	30V	30V	30V
Rated Current(40°C)	20A	20A	15A	10A	10A	5A	5A	15A+2A	5A	5A	5A	5A	2A



MIDDLE SERIES

CHOGORI

Middle Series Specifications

Middle Series, Flange Panel Mount

Description	Flange Panel Mount With Male Pin Push Lock Type, Solder	Flange Panel Mount With Female Pin Push Lock Type, Solder
Figure		
Drawing		

Part-No.	Contacts		Part-Number		Contacts		Part-Number	
	2	3	23002536-01		2	3	23002636-01	
	4	23003536-01			4	23003636-01		
	5	23004536-01			5	23004636-01		
	6	23005536-01			6	23005636-01		
	7	23006536-01			7	23006636-01		
	8	23007536-01			8	23007636-01		
	9	23008536-01			9	23008636-01		
	10	23009536-01			10	23009636-01		
	12	23010536-01			12	23010636-01		
	14	23012536-01			14	23012636-01		
	18	23014536-01			18	23014636-01		
		23018536-01				23018636-01		

Specifications

Number of Contacts	2	3	4	5	6	7	8	9	10	12	14	18
Wire Gauge	2.5mm ² (14AWG)		1.0mm ² (17AWG)	0.75mm ² (18AWG)		0.34mm ² (22AWG)			0.25mm ² (24AWG)			
Panel Thickness	Max. 5.0mm											
Environmental Protection	IP67											
Mechanical Life	500 mating cycles											
Operating Temperature	- 45°C - 105°C											
Voltage Rating	250V			125V			60V			30V		
Rated Current(40°C)	20A	20A	15A	10A	10A	5A	5A	5A	5A	5A	5A	2A

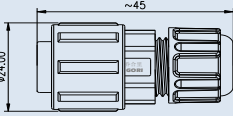
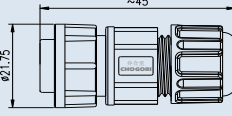
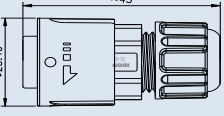
MIDDLE SERIES

CHOGORI

Middle Series Specifications

Middle Series, Male Connector & Female Pin

Description	Field Installable, 180° Screw Type, Solder	Field Installable, 180° Lock bayonet Type, Solder	Field Installable, 180° Push Lock Type, Solder
Figure			

Drawing			
---------	-----------------------------------------------------------------------------------	------------------------------------------------------------------------------------	-------------------------------------------------------------------------------------

Part-No.	Screw Type			Lock Bayonet Type			Push Lock Type		
	Contacts	Cable Range(mm)	Part-Number	Contacts	Cable Range(mm)	Part-Number	Contacts	Cable Range(mm)	Part-Number
2	2	3.5 - 6.5	23002211-01	2	3.5 - 6.5	23002221-01	2	3.5 - 6.5	23002231-01
		6.5 - 9.5	23002211-02		6.5 - 9.5	23002221-02		6.5 - 9.5	23002231-02
3	3	3.5 - 6.5	23003211-01	3	3.5 - 6.5	23003221-01	3	3.5 - 6.5	23003231-01
		6.5 - 9.5	23003211-02		6.5 - 9.5	23003221-02		6.5 - 9.5	23003231-02
4	4	3.5 - 6.5	23004211-01	4	3.5 - 6.5	23004221-01	4	3.5 - 6.5	23004231-01
		6.5 - 9.5	23004211-02		6.5 - 9.5	23004221-02		6.5 - 9.5	23004231-02
5	5	3.5 - 6.5	23005211-01	5	3.5 - 6.5	23005221-01	5	3.5 - 6.5	23005231-01
		6.5 - 9.5	23005211-02		6.5 - 9.5	23005221-02		6.5 - 9.5	23005231-02
6	6	3.5 - 6.5	23006211-01	6	3.5 - 6.5	23006221-01	6	3.5 - 6.5	23006231-01
		6.5 - 9.5	23006211-02		6.5 - 9.5	23006221-02		6.5 - 9.5	23006231-02
7	7	3.5 - 6.5	23007211-01	7	3.5 - 6.5	23007221-01	7	3.5 - 6.5	23007231-01
		6.5 - 9.5	23007211-02		6.5 - 9.5	23007221-02		6.5 - 9.5	23007231-02
8	8	3.5 - 6.5	23008211-01	8	3.5 - 6.5	23008221-01	8	3.5 - 6.5	23008231-01
		6.5 - 9.5	23008211-02		6.5 - 9.5	23008221-02		6.5 - 9.5	23008231-02
3+5	3+5	3.5 - 6.5	23305211-01	3+5	3.5 - 6.5	23305221-01	3+5	3.5 - 6.5	23305231-01
		6.5 - 9.5	23305211-02		6.5 - 9.5	23305221-02		6.5 - 9.5	23305231-02
9	9	3.5 - 6.5	23009211-01	9	3.5 - 6.5	23009221-01	9	3.5 - 6.5	23009231-01
		6.5 - 9.5	23009211-02		6.5 - 9.5	23009221-02		6.5 - 9.5	23009231-02
10	10	3.5 - 6.5	23010211-01	10	3.5 - 6.5	23010221-01	10	3.5 - 6.5	23010231-01
		6.5 - 9.5	23010211-02		6.5 - 9.5	23010221-02		6.5 - 9.5	23010231-02
12	12	3.5 - 6.5	23012211-01	12	3.5 - 6.5	23012221-01	12	3.5 - 6.5	23012231-01
		6.5 - 9.5	23012211-02		6.5 - 9.5	23012221-02		6.5 - 9.5	23012231-02
14	14	3.5 - 6.5	23014211-01	14	3.5 - 6.5	23014221-01	14	3.5 - 6.5	23014231-01
		6.5 - 9.5	23014211-02		6.5 - 9.5	23014221-02		6.5 - 9.5	23014231-02
18	18	3.5 - 6.5	23018211-01	18	3.5 - 6.5	23018221-01	18	3.5 - 6.5	23018231-01
		6.5 - 9.5	23018211-02		6.5 - 9.5	23018221-02		6.5 - 9.5	23018231-02

Specifications													
Number of Contacts	2	3	4	5	6	7	8	3+5	9	10	12	14	18
Wire Gauge	2.5mm ² (14AWG)		1.0mm ² (17AWG)	0.75mm ² (18AWG)	0.34mm ² (22AWG)		1.0mm ² +0.25mm ² (17AWG +24AWG)		0.34mm ² (22AWG)	0.25mm ² (24AWG)			
Cable Range	3.5mm - 6.5mm, 6.5mm - 9.5mm												
Environmental Protection	IP68				IP67				IP67				
Mechanical Life	500 mating cycles												
Operating Temperature	- 45°C - 105°C												
Voltage Rating	300V	300V	300V	125V	125V	60V	60V	125+30V	60V	30V	30V	30V	30V
Rated Current(40°C)	20A	20A	15A	10A	10A	5A	5A	15A+2A	5A	5A	5A	5A	2A

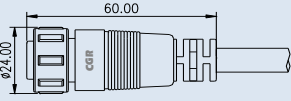
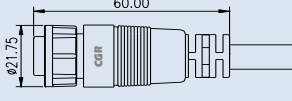
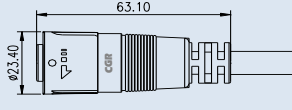
MIDDLE SERIES

CHOGORI

Middle Series Specifications

Middle Series, Male Connector & Female Pin

Description	Molded, 180° Screw Type, Solder	Molded, 180° Lock bayonet Type, Solder	Molded, 180° Push Lock Type, Solder
Figure			

Drawing			
----------------	-----------------------------------------------------------------------------------	------------------------------------------------------------------------------------	-------------------------------------------------------------------------------------

Part-No.	Screw Type			Lock bayonet Type			Push Lock Type		
	Contacts	Cable Range(mm)	Part-Number	Contacts	Cable Range(mm)	Part-Number	Contacts	Cable Range(mm)	Part-Number
	2	Max. 10.8	23002213-01-XXX	2	Max. 10.8	23002223-01-XXX	2	Max. 10.8	23002233-01-XXX
	3	Max. 10.8	23003213-01-XXX	3	Max. 10.8	23003223-01-XXX	3	Max. 10.8	23003233-01-XXX
	4	Max. 10.8	23004213-01-XXX	4	Max. 10.8	23004223-01-XXX	4	Max. 10.8	23004233-01-XXX
	5	Max. 10.8	23005213-01-XXX	5	Max. 10.8	23005223-01-XXX	5	Max. 10.8	23005233-01-XXX
	6	Max. 10.8	23006213-01-XXX	6	Max. 10.8	23006223-01-XXX	6	Max. 10.8	23006233-01-XXX
	7	Max. 10.8	23007213-01-XXX	7	Max. 10.8	23007223-01-XXX	7	Max. 10.8	23007233-01-XXX
	8	Max. 10.8	23008213-01-XXX	8	Max. 10.8	23008223-01-XXX	8	Max. 10.8	23008233-01-XXX
	3+5	Max. 10.8	23305213-01-XXX	3+5	Max. 10.8	23305223-01-XXX	3+5	Max. 10.8	23305233-01-XXX
	9	Max. 10.8	23009213-01-XXX	9	Max. 10.8	23009223-01-XXX	9	Max. 10.8	23009233-01-XXX
	10	Max. 10.8	23010213-01-XXX	10	Max. 10.8	23010223-01-XXX	10	Max. 10.8	23010233-01-XXX
	12	Max. 10.8	23012213-01-XXX	12	Max. 10.8	23012223-01-XXX	12	Max. 10.8	23012233-01-XXX
	14	Max. 10.8	23014213-01-XXX	14	Max. 10.8	23014223-01-XXX	14	Max. 10.8	23014233-01-XXX
	18	Max. 10.8	23018213-01-XXX	18	Max. 10.8	23018223-01-XXX	18	Max. 10.8	23018233-01-XXX

Specifications

Number of Contacts	2	3	4	5	6	7	8	3+5	9	10	12	14	18
Wire Gauge	2.5mm ² (14AWG)		1.0mm ² (17AWG)	0.75mm ² (18AWG)	0.34mm ² (22AWG)		1.0mm ² +0.25mm ² (17AWG +24AWG)		0.34mm ² (22AWG)	0.25mm ² (24AWG)			
Cable Range	Max. 10.8mm												
Environmental Protection	IP67												
Mechanical Life	500 mating cycles												
Operating Temperature	- 40°C - 80°C												
Voltage Rating	300V	300V	300V	125V	125V	60V	60V	125+30V	60V	30V	30V	30V	30V
Rated Current(40°C)	20A	20A	15A	10A	10A	5A	5A	15A+2A	5A	5A	5A	5A	2A

MIDDLE SERIES

CHOGORI

Middle Series Specifications

Middle Series, Male Connector & Female Pin

Description	Molded, 90° Screw Type, Solder	Molded, 90° Lock bayonet Type, Solder	Molded, 90° Push Lock Type, Solder
Figure			
Drawing			

Part-No.	Screw Type			Lock bayonet Type			Push Lock Type		
	Contacts	Cable Range(mm)	Part-Number	Contacts	Cable Range(mm)	Part-Number	Contacts	Cable Range(mm)	Part-Number
	2	Max. 10.8	23002214-01-XXX	2	Max. 10.8	23002224-01-XXX	2	Max. 10.8	23002234-01-XXX
	3	Max. 10.8	23003214-01-XXX	3	Max. 10.8	23003224-01-XXX	3	Max. 10.8	23003234-01-XXX
	4	Max. 10.8	23004214-01-XXX	4	Max. 10.8	23004224-01-XXX	4	Max. 10.8	23004234-01-XXX
	5	Max. 10.8	23005214-01-XXX	5	Max. 10.8	23005224-01-XXX	5	Max. 10.8	23005234-01-XXX
	6	Max. 10.8	23006214-01-XXX	6	Max. 10.8	23006224-01-XXX	6	Max. 10.8	23006234-01-XXX
	7	Max. 10.8	23007214-01-XXX	7	Max. 10.8	23007224-01-XXX	7	Max. 10.8	23007234-01-XXX
	8	Max. 10.8	23008214-01-XXX	8	Max. 10.8	23008224-01-XXX	8	Max. 10.8	23008234-01-XXX
	3+5	Max. 10.8	23305214-01-XXX	3+5	Max. 10.8	23305224-01-XXX	3+5	Max. 10.8	23305234-01-XXX
	9	Max. 10.8	23009214-01-XXX	9	Max. 10.8	23009224-01-XXX	9	Max. 10.8	23009234-01-XXX
	10	Max. 10.8	23010214-01-XXX	10	Max. 10.8	23010224-01-XXX	10	Max. 10.8	23010234-01-XXX
	12	Max. 10.8	23012214-01-XXX	12	Max. 10.8	23012224-01-XXX	12	Max. 10.8	23012234-01-XXX
	14	Max. 10.8	23014214-01-XXX	14	Max. 10.8	23014224-01-XXX	14	Max. 10.8	23014234-01-XXX
	18	Max. 10.8	23018214-01-XXX	18	Max. 10.8	23018224-01-XXX	18	Max. 10.8	23018234-01-XXX

Specifications													
Number of Contacts	2	3	4	5	6	7	8	3+5	9	10	12	14	18
Wire Gauge	2.5mm ² (14AWG)		1.0mm ² (17AWG)	0.75mm ² (18AWG)	0.34mm ² (22AWG)		1.0mm ² +0.25mm ² (17AWG+24AWG)		0.34mm ² (22AWG)	0.25mm ² (24AWG)			
Cable Range	Max. 10.8mm												
Environmental Protection	IP67												
Mechanical Life	500 mating cycles												
Operating Temperature	- 45℃ - 105℃												
Voltage Rating	300V	300V	300V	125V	125V	60V	60V	125+30V	60V	30V	30V	30V	30V
Rated Current(40℃)	20A	20A	15A	10A	10A	5A	5A	15A+2A	5A	5A	5A	5A	2A

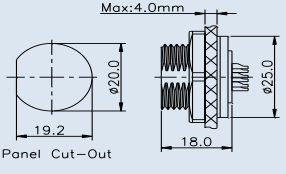
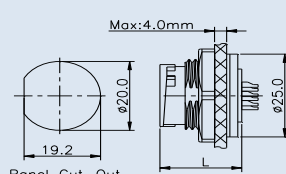
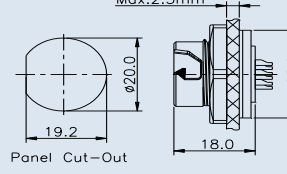
MIDDLE SERIES

CHOGORI

Middle Series Specifications

Middle Series, Front Panel Mount & Female Pin

Description	Front Panel Mount Screw Type, Solder	Front Panel Mount Lock Bayonet Type, Solder	Front Panel Mount Push Lock Type, Solder
Figure			

Drawing	Front Panel Mount Screw Type, Solder	Front Panel Mount Lock Bayonet Type, Solder	Front Panel Mount Push Lock Type, Solder
		Note: 9.10 positions, L=17.0 other positions, L=18.0 	

Part-No.	Screw Type, Solder		Lock Bayonet Type, Solder		Push Lock Type, Solder	
	Contacts	Part-Number	Contacts	Part-Number	Contacts	Part-Number
	2	23002615-01	2	23002625-0	2	23002635-01
	3	23003615-01	3	23003625-01	3	23003635-01
	4	23004615-01	4	23004625-01	4	23004635-01
	5	23005615-01	5	23005625-01	5	23005635-01
	6	23006615-01	6	23006625-01	6	23006635-01
	7	23007615-01	7	23007625-01	7	23007635-01
	8	23008615-01	8	23008625-01	8	23008635-01
	3+5	23305615-01	3+5	23305625-01	3+5	23305635-01
	9	23009615-01	9	23009625-01	9	23009635-01
	10	23010615-01	10	23010625-01	10	23010635-01
	12	23012615-01	12	23012625-01	12	23012635-01
	14	23014615-01	14	23014625-01	14	23014635-01
	18	23018615-01	18	23018625-01	18	23018635-01

Specifications

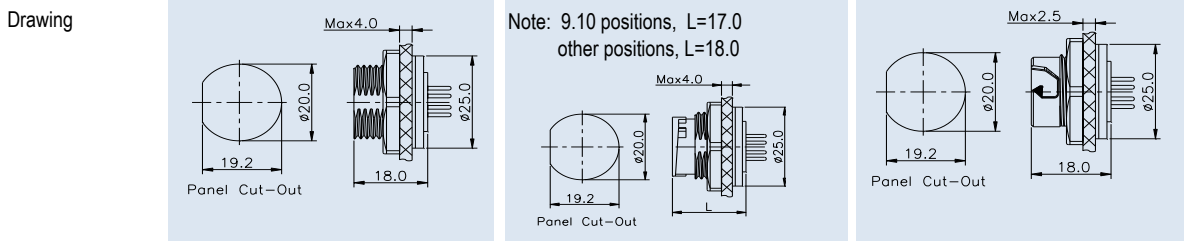
Number of Contacts	2	3	4	5	6	7	8	3+5	9	10	12	14	18
Wire Gauge	2.5mm ² (14AWG)		1.0mm ² (17AWG)	0.75mm ² (18AWG)		0.34mm ² (22AWG)		1.0mm ² +0.25mm ² (17AWG +24AWG)	0.34mm ² (22AWG)	0.25mm ² (24AWG)			
Panel Thickness	Max. 4.0mm				Max. 4.0mm				Max. 2.5mm				
Environmental Protection	IP68				IP67				IP67				
Mechanical Life	500 mating cycles												
Operating Temperature	- 45°C - 105°C												
Voltage Rating	300V	300V	300V	125V	125V	60V	60V	125+30V	60V	30V	30V	30V	30V
Rated Current(40°C)	20A	20A	15A	10A	10A	5A	5A	15A+2A	5A	5A	2A	2A	2A

MIDDLE SERIES

CHOGORI

Middle Series Specifications

Middle Series, Front Panel Mount & Female Pin



Part-No.	Screw Type		Lock Bayonet Type		Push Lock Type	
	Contacts	Part-Number	Contacts	Part-Number	Contacts	Part-Number
	2	23002615-02	2	23002625-02	2	23002635-02
	3	23003615-02	3	23003625-02	3	23003635-02
	4	23004615-02	4	23004625-02	4	23004635-02
	5	23005615-02	5	23005625-02	5	23005635-02
	6	23006615-02	6	23006625-02	6	23006635-02
	7	23007615-02	7	23007625-02	7	23007635-02
	8	23008615-02	8	23008625-02	8	23008635-02
	3+5	23305615-02	3+5	23305625-02	3+5	23305635-02
	9	23009615-02	9	23009625-02	9	23009635-02
	10	23010615-02	10	23010625-02	10	23010635-02
	12	23012615-02	12	23012625-02	12	23012635-02
	14	23014615-02	14	23014625-02	14	23014635-02
	18	23018615-02	18	23018625-02	18	23018635-02




Specifications													
Number of Contacts	2	3	4	5	6	7	8	3+5	9	10	12	14	18
Wire Gauge	2.5mm ² (14AWG)		1.0mm ² (17AWG)	0.75mm ² (18AWG)		0.34mm ² (22AWG)		1.0mm ² +0.25mm ² (17AWG +24AWG)	0.34mm ² (22AWG)	0.25mm ² (24AWG)			
Panel Thickness	Max. 4.0mm					Max. 4.0mm			Max. 2.5mm				
Environmental Protection	IP68					IP67			IP67				
Mechanical Life	500 mating cycles												
Operating Temperature	- 45°C - 105°C												
Voltage Rating	300V	300V	300V	125V	125V	60V	60V	125+30V	60V	30V	30V	30V	30V
Rated Current(40°C)	20A	20A	15A	10A	10A	5A	5A	15A+2A	5A	5A	2A	2A	2A

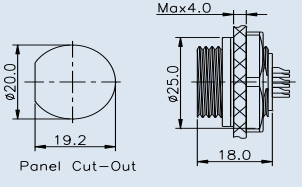
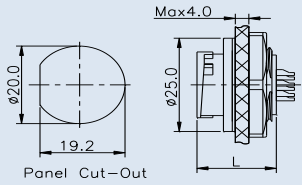
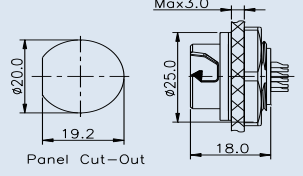
MIDDLE SERIES

CHOGORI

Middle Series Specifications

Middle Series, Rear Panel Mount & Female Pin

Description	Rear Panel Mount Screw Type, Solder	Rear Panel Mount Lock Bayonet Type, Solder	Rear Panel Mount Push Lock Type, Solder
Figure			

Drawing		<p>Note: 9.10 positions, L=17.0 other positions, L=18.0</p> 	
---------	-----------------------------------------------------------------------------------	----------------------------------------------------------------------------------------------------------------------------------------------------	-------------------------------------------------------------------------------------

Part-No.	Contacts		Part-Number		Contacts		Part-Number		Contacts		Part-Number																																																																		
	2	23002615-03	2	23002625-03	2	23002635-03	3	23003615-03	3	23003625-03	3	23003635-03	4	23004615-03	4	23004625-03	4	23004635-03	5	23005615-03	5	23005625-03	5	23005635-03	6	23006615-03	6	23006625-03	6	23006635-03	7	23007615-03	7	23007625-03	7	23007635-03	8	23008615-03	8	23008625-03	8	23008635-03	3+5	23305615-03	3+5	23305625-03	3+5	23305635-03	9	23009615-03	9	23009625-03	9	23009635-03	10	23010615-03	10	23010625-03	10	23010635-03	12	23012615-03	12	23012625-03	12	23012635-03	14	23014615-03	14	23014625-03	14	23014635-03	18	23018615-03	18	23018625-03	18

Specifications

Number of Contacts	2	3	4	5	6	7	8	3+5	9	10	12	14	18
Wire Gauge	2.5mm ² (14AWG)		1.0mm ² (17AWG)	0.75mm ² (18AWG)		0.34mm ² (22AWG)		1.0mm ² +0.25mm ² (17AWG +24AWG)	0.34mm ² (22AWG)	0.25mm ² (24AWG)			
Panel Thickness	Max. 4.0mm					Max. 4.0mm			Max. 3.0mm				
Environmental Protection	IP68					IP67			IP67				
Mechanical Life	500 mating cycles												
Operating Temperature	- 45°C - 105°C												
Voltage Rating	300V	300V	300V	125V	125V	60V	60V	125+30V	60V	30V	30V	30V	30V
Rated Current(40°C)	20A	20A	15A	10A	10A	5A	5A	15A+2A	5A	5A	2A	2A	2A

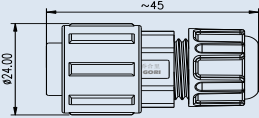
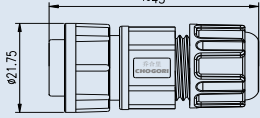
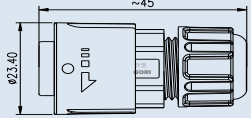
MIDDLE SERIES

CHOGORI

Middle Series Specifications

Middle Series, Male Connector & Male Pin

Description	Field Installable, 180° Screw Type, Solder	Field Installable, 180° Lock Bayonet Type, Solder	Field Installable, 180° Push Lock Type, Solder
Figure			

Drawing			
---------	-----------------------------------------------------------------------------------	-----------------------------------------------------------------------------------	-------------------------------------------------------------------------------------

Part-No.	Screw Type			Lock Bayonet Type			Push Lock Type		
	Contacts	Cable Range(mm)	Part-Number	Contacts	Cable Range(mm)	Part-Number	Contacts	Cable Range(mm)	Part-Number
	2	3.5 - 6.5	23002111-01	2	3.5 - 6.5	23002121-01	2	3.5 - 6.5	23002131-01
		6.5 - 9.5	23002111-02		6.5 - 9.5	23002121-02		6.5 - 9.5	23002131-02
	3	3.5 - 6.5	23003111-01	3	3.5 - 6.5	23003121-01	3	3.5 - 6.5	23003131-01
		6.5 - 9.5	23003111-02		6.5 - 9.5	23003121-02		6.5 - 9.5	23003131-02
	4	3.5 - 6.5	23004111-01	4	3.5 - 6.5	23004121-01	4	3.5 - 6.5	23004131-01
		6.5 - 9.5	23004111-02		6.5 - 9.5	23004121-02		6.5 - 9.5	23004131-02
	5	3.5 - 6.5	23005111-01	5	3.5 - 6.5	23005121-01	5	3.5 - 6.5	23005131-01
		6.5 - 9.5	23005111-02		6.5 - 9.5	23005121-02		6.5 - 9.5	23005131-02
	6	3.5 - 6.5	23006111-01	6	3.5 - 6.5	23006121-01	6	3.5 - 6.5	23006131-01
		6.5 - 9.5	23006111-02		6.5 - 9.5	23006121-02		6.5 - 9.5	23006131-02
	7	3.5 - 6.5	23007111-01	7	3.5 - 6.5	23007121-01	7	3.5 - 6.5	23007131-01
		6.5 - 9.5	23007111-02		6.5 - 9.5	23007121-02		6.5 - 9.5	23007131-02
	8	3.5 - 6.5	23008111-01	8	3.5 - 6.5	23008121-01	8	3.5 - 6.5	23008131-01
		6.5 - 9.5	23008111-02		6.5 - 9.5	23008121-02		6.5 - 9.5	23008131-02
	3+5	3.5 - 6.5	23305111-01	3+5	3.5 - 6.5	23305121-01	3+5	3.5 - 6.5	23305131-01
		6.5 - 9.5	23305111-02		6.5 - 9.5	23305121-02		6.5 - 9.5	23305131-02
	9	3.5 - 6.5	23009111-01	9	3.5 - 6.5	23009121-01	9	3.5 - 6.5	23009131-01
		6.5 - 9.5	23009111-02		6.5 - 9.5	23009121-02		6.5 - 9.5	23009131-02
	10	3.5 - 6.5	23010111-01	10	3.5 - 6.5	23010121-01	10	3.5 - 6.5	23010131-01
		6.5 - 9.5	23010111-02		6.5 - 9.5	23010121-02		6.5 - 9.5	23010131-02
	12	3.5 - 6.5	23012111-01	12	3.5 - 6.5	23012121-01	12	3.5 - 6.5	23012131-01
		6.5 - 9.5	23012111-02		6.5 - 9.5	23012121-02		6.5 - 9.5	23012131-02
	14	3.5 - 6.5	23014111-01	14	3.5 - 6.5	23014121-01	14	3.5 - 6.5	23014131-01
		6.5 - 9.5	23014111-02		6.5 - 9.5	23014121-02		6.5 - 9.5	23014131-02
	18	3.5 - 6.5	23018111-01	18	3.5 - 6.5	23018121-01	18	3.5 - 6.5	23018131-01
		6.5 - 9.5	23018111-02		6.5 - 9.5	23018121-02		6.5 - 9.5	23018131-02

Specifications													
Number of Contacts	2	3	4	5	6	7	8	3+5	9	10	12	14	18
Wire Gauge	2.5mm ² (14AWG)		1.0mm ² (17AWG)	0.75mm ² (18AWG)		0.34mm ² (22AWG)		1.0mm ² +0.25mm ² (17AWG +24AWG)	0.34mm ² (22AWG)	0.25mm ² (24AWG)			
Cable Range	3.5mm - 6.5mm, 6.5mm - 9.5mm												
Environmental Protection	IP68					IP67				IP67			
Mechanical Life	500 mating cycles												
Operating Temperature	- 45°C - 105°C												
Voltage Rating	300V	300V	300V	125V	125V	60V	60V	125+30V	60V	30V	30V	30V	30V
Rated Current(40°C)	20A	20A	15A	10A	10A	5A	5A	15A+2A	5A	5A	2A	2A	2A

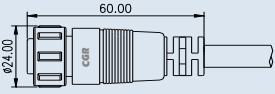
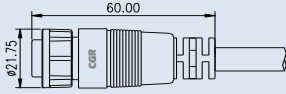

MIDDLE SERIES













CHOGORI

Middle Series Specifications

Middle Series, Male Connector & Male Pin

Description	Molded, 180° Screw Type, Solder	Molded, 180° Lock Bayonet Type, Solder	Molded, 180° Push Lock Type, Solder
Figure			

Drawing			
---------	-----------------------------------------------------------------------------------	------------------------------------------------------------------------------------	-------------------------------------------------------------------------------------

Part-No.	Screw Type			Lock Bayonet Type			Push Lock Type		
	Contacts	Cable Range(mm)	Part-Number	Contacts	Cable Range(mm)	Part-Number	Contacts	Cable Range(mm)	Part-Number
	2	Max. 10.8	23002113-01-XXX 	2	Max. 10.8	23002123-01-XXX 	2	Max:10.8	23002133-01-XXX 
	3	Max. 10.8	23003113-01-XXX 	3	Max. 10.8	23003123-01-XXX 	3	Max:10.8	23003133-01-XXX 
	4	Max. 10.8	23004113-01-XXX	4	Max. 10.8	23004123-01-XXX	4	Max:10.8	23004133-01-XXX
	5	Max. 10.8	23005113-01-XXX	5	Max. 10.8	23005123-01-XXX	5	Max:10.8	23005133-01-XXX
	6	Max. 10.8	23006113-01-XXX	6	Max. 10.8	23006123-01-XXX	6	Max:10.8	23006133-01-XXX
	7	Max. 10.8	23007113-01-XXX 	7	Max. 10.8	23007123-01-XXX 	7	Max:10.8	23007133-01-XXX 
	8	Max. 10.8	23008113-01-XXX 	8	Max. 10.8	23008123-01-XXX 	8	Max:10.8	23008133-01-XXX 
	3+5	Max. 10.8	23305113-01-XXX	3+5	Max. 10.8	23305123-01-XXX	3+5	Max:10.8	23305133-01-XXX
	9	Max. 10.8	23009113-01-XXX	9	Max. 10.8	23009123-01-XXX	9	Max:10.8	23009133-01-XXX
	10	Max. 10.8	23010113-01-XXX	10	Max. 10.8	23010123-01-XXX	10	Max:10.8	23010133-01-XXX
	12	Max. 10.8	23012113-01-XXX	12	Max. 10.8	23012123-01-XXX	12	Max:10.8	23012133-01-XXX
	14	Max. 10.8	23014113-01-XXX	14	Max. 10.8	23014123-01-XXX	14	Max:10.8	23014133-01-XXX
	18	Max. 10.8	23018113-02-XXX	18	Max. 10.8	23018123-02-XXX	18	Max:10.8	23018133-02-XXX

Specifications

Number of Contacts	2	3	4	5	6	7	8	3+5	9	10	12	14	18
Wire Gauge	2.5mm ² (14AWG)		1.0mm ² (17AWG)	0.75mm ² (18AWG)		0.34mm ² (22AWG)		1.0mm ² +0.25mm ² (17AWG +24AWG)	0.34mm ² (22AWG)	0.25mm ² (24AWG)			
Cable Range	Max. 10.8mm												
Environmental Protection	IP67												
Mechanical Life	500 mating cycles												
Operating Temperature	- 40℃ - 80℃												
Voltage Rating	300V	300V	300V	125V	125V	60V	60V	125+30V	60V	30V	30V	30V	30V
Rated Current(40°C)	20A	20A	15A	10A	10A	5A	5A	15A+2A	5A	5A	2A	2A	2A

MIDDLE SERIES

CHOGORI

Middle Series Specifications

Middle Series, Male Connector & Male Pin

Description	Molded, 90° Screw Type, Solder	Molded, 90° Lock Bayonet Type, Solder	Molded, 90° Push Lock Type, Solder																																																																																																																														
	Figure																																																																																																																																
Drawing																																																																																																																																	
Part-No.	<table border="1"> <thead> <tr> <th>Contacts</th> <th>Cable Range(mm)</th> <th>Part-Number</th> </tr> </thead> <tbody> <tr><td>2</td><td>Max. 10.8</td><td>23002114-01-XXX</td></tr> <tr><td>3</td><td>Max. 10.8</td><td>23003114-01-XXX</td></tr> <tr><td>4</td><td>Max. 10.8</td><td>23004114-01-XXX</td></tr> <tr><td>5</td><td>Max. 10.8</td><td>23005114-01-XXX</td></tr> <tr><td>6</td><td>Max. 10.8</td><td>23006114-01-XXX</td></tr> <tr><td>7</td><td>Max. 10.8</td><td>23007114-01-XXX</td></tr> <tr><td>8</td><td>Max. 10.8</td><td>23008114-01-XXX</td></tr> <tr><td>3+5</td><td>Max. 10.8</td><td>23305114-01-XXX</td></tr> <tr><td>9</td><td>Max. 10.8</td><td>23009114-01-XXX</td></tr> <tr><td>10</td><td>Max. 10.8</td><td>23010114-01-XXX</td></tr> <tr><td>12</td><td>Max. 10.8</td><td>23012114-01-XXX</td></tr> <tr><td>14</td><td>Max. 10.8</td><td>23014114-01-XXX</td></tr> <tr><td>18</td><td>Max. 10.8</td><td>23018114-02-XXX</td></tr> </tbody> </table>	Contacts	Cable Range(mm)	Part-Number	2	Max. 10.8	23002114-01-XXX	3	Max. 10.8	23003114-01-XXX	4	Max. 10.8	23004114-01-XXX	5	Max. 10.8	23005114-01-XXX	6	Max. 10.8	23006114-01-XXX	7	Max. 10.8	23007114-01-XXX	8	Max. 10.8	23008114-01-XXX	3+5	Max. 10.8	23305114-01-XXX	9	Max. 10.8	23009114-01-XXX	10	Max. 10.8	23010114-01-XXX	12	Max. 10.8	23012114-01-XXX	14	Max. 10.8	23014114-01-XXX	18	Max. 10.8	23018114-02-XXX	<table border="1"> <thead> <tr> <th>Contacts</th> <th>Cable Range(mm)</th> <th>Part-Number</th> </tr> </thead> <tbody> <tr><td>2</td><td>Max. 10.8</td><td>23002124-01-XXX</td></tr> <tr><td>3</td><td>Max. 10.8</td><td>23003124-01-XXX</td></tr> <tr><td>4</td><td>Max. 10.8</td><td>23004124-01-XXX</td></tr> <tr><td>5</td><td>Max. 10.8</td><td>23005124-01-XXX</td></tr> <tr><td>6</td><td>Max. 10.8</td><td>23006124-01-XXX</td></tr> <tr><td>7</td><td>Max. 10.8</td><td>23007124-01-XXX</td></tr> <tr><td>8</td><td>Max. 10.8</td><td>23008124-01-XXX</td></tr> <tr><td>3+5</td><td>Max. 10.8</td><td>23305124-01-XXX</td></tr> <tr><td>9</td><td>Max. 10.8</td><td>23009124-01-XXX</td></tr> <tr><td>10</td><td>Max. 10.8</td><td>23010124-01-XXX</td></tr> <tr><td>12</td><td>Max. 10.8</td><td>23012124-01-XXX</td></tr> <tr><td>14</td><td>Max. 10.8</td><td>23014124-01-XXX</td></tr> <tr><td>18</td><td>Max. 10.8</td><td>23018124-01-XXX</td></tr> </tbody> </table>	Contacts	Cable Range(mm)	Part-Number	2	Max. 10.8	23002124-01-XXX	3	Max. 10.8	23003124-01-XXX	4	Max. 10.8	23004124-01-XXX	5	Max. 10.8	23005124-01-XXX	6	Max. 10.8	23006124-01-XXX	7	Max. 10.8	23007124-01-XXX	8	Max. 10.8	23008124-01-XXX	3+5	Max. 10.8	23305124-01-XXX	9	Max. 10.8	23009124-01-XXX	10	Max. 10.8	23010124-01-XXX	12	Max. 10.8	23012124-01-XXX	14	Max. 10.8	23014124-01-XXX	18	Max. 10.8	23018124-01-XXX	<table border="1"> <thead> <tr> <th>Contacts</th> <th>Cable Range(mm)</th> <th>Part-Number</th> </tr> </thead> <tbody> <tr><td>2</td><td>Max:10.8</td><td>23002134-01-XXX</td></tr> <tr><td>3</td><td>Max:10.8</td><td>23003134-01-XXX</td></tr> <tr><td>4</td><td>Max:10.8</td><td>23004134-01-XXX</td></tr> <tr><td>5</td><td>Max:10.8</td><td>23005134-01-XXX</td></tr> <tr><td>6</td><td>Max:10.8</td><td>23006134-01-XXX</td></tr> <tr><td>7</td><td>Max:10.8</td><td>23007134-01-XXX</td></tr> <tr><td>8</td><td>Max:10.8</td><td>23008134-01-XXX</td></tr> <tr><td>3+5</td><td>Max:10.8</td><td>23305134-01-XXX</td></tr> <tr><td>9</td><td>Max:10.8</td><td>23009134-01-XXX</td></tr> <tr><td>10</td><td>Max:10.8</td><td>23010134-01-XXX</td></tr> <tr><td>12</td><td>Max:10.8</td><td>23012134-01-XXX</td></tr> <tr><td>14</td><td>Max:10.8</td><td>23014134-01-XXX</td></tr> <tr><td>18</td><td>Max:10.8</td><td>23018134-01-XXX</td></tr> </tbody> </table>	Contacts	Cable Range(mm)	Part-Number	2	Max:10.8	23002134-01-XXX	3	Max:10.8	23003134-01-XXX	4	Max:10.8	23004134-01-XXX	5	Max:10.8	23005134-01-XXX	6	Max:10.8	23006134-01-XXX	7	Max:10.8	23007134-01-XXX	8	Max:10.8	23008134-01-XXX	3+5	Max:10.8	23305134-01-XXX	9	Max:10.8	23009134-01-XXX	10	Max:10.8	23010134-01-XXX	12	Max:10.8	23012134-01-XXX	14	Max:10.8	23014134-01-XXX	18	Max:10.8	23018134-01-XXX
	Contacts	Cable Range(mm)	Part-Number																																																																																																																														
	2	Max. 10.8	23002114-01-XXX																																																																																																																														
	3	Max. 10.8	23003114-01-XXX																																																																																																																														
	4	Max. 10.8	23004114-01-XXX																																																																																																																														
	5	Max. 10.8	23005114-01-XXX																																																																																																																														
	6	Max. 10.8	23006114-01-XXX																																																																																																																														
	7	Max. 10.8	23007114-01-XXX																																																																																																																														
	8	Max. 10.8	23008114-01-XXX																																																																																																																														
	3+5	Max. 10.8	23305114-01-XXX																																																																																																																														
	9	Max. 10.8	23009114-01-XXX																																																																																																																														
	10	Max. 10.8	23010114-01-XXX																																																																																																																														
	12	Max. 10.8	23012114-01-XXX																																																																																																																														
	14	Max. 10.8	23014114-01-XXX																																																																																																																														
18	Max. 10.8	23018114-02-XXX																																																																																																																															
Contacts	Cable Range(mm)	Part-Number																																																																																																																															
2	Max. 10.8	23002124-01-XXX																																																																																																																															
3	Max. 10.8	23003124-01-XXX																																																																																																																															
4	Max. 10.8	23004124-01-XXX																																																																																																																															
5	Max. 10.8	23005124-01-XXX																																																																																																																															
6	Max. 10.8	23006124-01-XXX																																																																																																																															
7	Max. 10.8	23007124-01-XXX																																																																																																																															
8	Max. 10.8	23008124-01-XXX																																																																																																																															
3+5	Max. 10.8	23305124-01-XXX																																																																																																																															
9	Max. 10.8	23009124-01-XXX																																																																																																																															
10	Max. 10.8	23010124-01-XXX																																																																																																																															
12	Max. 10.8	23012124-01-XXX																																																																																																																															
14	Max. 10.8	23014124-01-XXX																																																																																																																															
18	Max. 10.8	23018124-01-XXX																																																																																																																															
Contacts	Cable Range(mm)	Part-Number																																																																																																																															
2	Max:10.8	23002134-01-XXX																																																																																																																															
3	Max:10.8	23003134-01-XXX																																																																																																																															
4	Max:10.8	23004134-01-XXX																																																																																																																															
5	Max:10.8	23005134-01-XXX																																																																																																																															
6	Max:10.8	23006134-01-XXX																																																																																																																															
7	Max:10.8	23007134-01-XXX																																																																																																																															
8	Max:10.8	23008134-01-XXX																																																																																																																															
3+5	Max:10.8	23305134-01-XXX																																																																																																																															
9	Max:10.8	23009134-01-XXX																																																																																																																															
10	Max:10.8	23010134-01-XXX																																																																																																																															
12	Max:10.8	23012134-01-XXX																																																																																																																															
14	Max:10.8	23014134-01-XXX																																																																																																																															
18	Max:10.8	23018134-01-XXX																																																																																																																															

Specifications													
Number of Contacts	2	3	4	5	6	7	8	3+5	9	10	12	14	18
Wire Gauge	2.5mm ² (14AWG)		1.0mm ² (17AWG)	0.75mm ² (18AWG)		0.34mm ² (22AWG)		1.0mm ² +0.25mm ² (17AWG +24AWG)	0.34mm ² (22AWG)	0.25mm ² (24AWG)			
Cable Range	Max. 10.8mm												
Environmental Protection	IP67												
Mechanical Life	500 mating cycles												
Operating Temperature	- 40°C - 80°C												
Voltage Rating	300V	300V	300V	125V	125V	60V	60V	125+30V	60V	30V	30V	30V	30V
Rated Current(40°C)	20A	20A	15A	10A	10A	5A	5A	15A+2A	5A	5A	2A	2A	2A

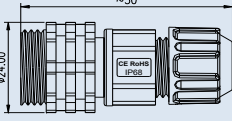
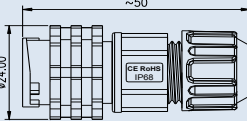
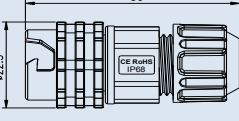
MIDDLE SERIES

CHOGORI

Middle Series Specifications

Middle Series, Female Connector & Male Pin

Description	Field Installable, 180° Screw Type, Solder	Field Installable, 180° Lock bayonet Type, Solder	Field Installable, 180° Push Lock Type, Solder
Figure			

Drawing			
----------------	-----------------------------------------------------------------------------------	-----------------------------------------------------------------------------------	-------------------------------------------------------------------------------------

Part-No.	Screw Type			Lock bayonet Type			Push Lock Type		
	Contacts	Cable Range(mm)	Part-Number	Contacts	Cable Range(mm)	Part-Number	Contacts	Cable Range(mm)	Part-Number
2	2	3.5 - 6.5	23002311-01	2	3.5 - 6.5	23002321-01	2	3.5 - 6.5	23002331-01
		6.5 - 9.5	23002311-02		6.5 - 9.5	23002321-02		6.5 - 9.5	23002331-02
3	3	3.5 - 6.5	23003311-01	3	3.5 - 6.5	23003321-01	3	3.5 - 6.5	23003331-01
		6.5 - 9.5	23003311-02		6.5 - 9.5	23003321-02		6.5 - 9.5	23003331-02
4	4	3.5 - 6.5	23004311-01	4	3.5 - 6.5	23004321-01	4	3.5 - 6.5	23004331-01
		6.5 - 9.5	23004311-02		6.5 - 9.5	23004321-02		6.5 - 9.5	23004331-02
5	5	3.5 - 6.5	23005311-01	5	3.5 - 6.5	23005321-01	5	3.5 - 6.5	23005331-01
		6.5 - 9.5	23005311-02		6.5 - 9.5	23005321-02		6.5 - 9.5	23005331-02
6	6	3.5 - 6.5	23006311-01	6	3.5 - 6.5	23006321-01	6	3.5 - 6.5	23006331-01
		6.5 - 9.5	23006311-02		6.5 - 9.5	23006321-02		6.5 - 9.5	23006331-02
7	7	3.5 - 6.5	23007311-01	7	3.5 - 6.5	23007321-01	7	3.5 - 6.5	23007331-01
		6.5 - 9.5	23007311-02		6.5 - 9.5	23007321-02		6.5 - 9.5	23007331-02
8	8	3.5 - 6.5	23008311-01	8	3.5 - 6.5	23008321-01	8	3.5 - 6.5	23008331-01
		6.5 - 9.5	23008311-02		6.5 - 9.5	23008321-02		6.5 - 9.5	23008331-02
3+5	3+5	3.5 - 6.5	23305311-01	3+5	3.5 - 6.5	23305321-01	3+5	3.5 - 6.5	23305331-01
		6.5 - 9.5	23305311-02		6.5 - 9.5	23305321-02		6.5 - 9.5	23305331-02
9	9	3.5 - 6.5	23009311-01	9	3.5 - 6.5	23009321-01	9	3.5 - 6.5	23009331-01
		6.5 - 9.5	23009311-02		6.5 - 9.5	23009321-02		6.5 - 9.5	23009331-02
10	10	3.5 - 6.5	23010311-01	10	3.5 - 6.5	23010321-01	10	3.5 - 6.5	23010331-01
		6.5 - 9.5	23010311-02		6.5 - 9.5	23010321-02		6.5 - 9.5	23010331-02
12	12	3.5 - 6.5	23012311-01	12	3.5 - 6.5	23012321-01	12	3.5 - 6.5	23012331-01
		6.5 - 9.5	23012311-02		6.5 - 9.5	23012321-02		6.5 - 9.5	23012331-02
14	14	3.5 - 6.5	23014311-01	14	3.5 - 6.5	23014321-01	14	3.5 - 6.5	23014331-01
		6.5 - 9.5	23014311-02		6.5 - 9.5	23014321-02		6.5 - 9.5	23014331-02
18	18	3.5 - 6.5	23018311-01	18	3.5 - 6.5	23018321-01	18	3.5 - 6.5	23018331-01
		6.5 - 9.5	23018311-02		6.5 - 9.5	23018321-02		6.5 - 9.5	23018331-02




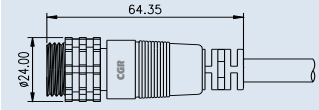
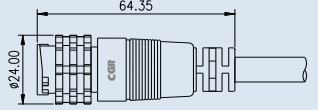
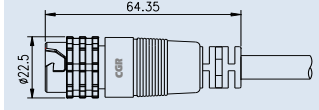
Specifications													
Number of Contacts	2	3	4	5	6	7	8	3+5	9	10	12	14	18
Wire Gauge	2.5mm ² (14AWG)		1.0mm ² (17AWG)	0.75mm ² (18AWG)		0.34mm ² (22AWG)		1.0mm ² +0.25mm ² (17AWG +24AWG)	0.34mm ² (22AWG)	0.25mm ² (24AWG)			
Cable Range	3.5mm - 6.5mm, 6.5mm - 9.5mm												
Environmental Protection	IP68					IP67				IP67			
Mechanical Life	500 mating cycles												
Operating Temperature	- 45°C - 105°C												
Voltage Rating	300V	300V	300V	125V	125V	60V	60V	125+30V	60V	30V	30V	30V	30V
Rated Current(40°C)	20A	20A	15A	10A	10A	5A	5A	15A+2A	5A	5A	5A	5A	2A

MIDDLE SERIES

CHOGORI

Middle Series Specifications

Middle Series, Female Connector & Male Pin

Description	Molded, 180° Screw Type, Solder	Molded, 180° Lock bayonet Type, Solder	Molded, 180° Push Lock Type, Solder
Figure			
Drawing			

Part-No.	Screw Type			Lock bayonet Type			Push Lock Type		
	Contacts	Cable Range(mm)	Part-Number	Contacts	Cable Range(mm)	Part-Number	Contacts	Cable Range(mm)	Part-Number
	2	Max. 10.8	23002313-01-XXX	2	Max. 10.8	23002323-01-XXX	2	Max. 10.8	23002333-01-XXX
	3	Max. 10.8	23003313-01-XXX	3	Max. 10.8	23003323-01-XXX	3	Max. 10.8	23003333-01-XXX
	4	Max. 10.8	23004313-01-XXX	4	Max. 10.8	23004323-01-XXX	4	Max. 10.8	23004333-01-XXX
	5	Max. 10.8	23005313-01-XXX	5	Max. 10.8	23005323-01-XXX	5	Max. 10.8	23005333-01-XXX
	6	Max. 10.8	23006313-01-XXX	6	Max. 10.8	23006323-01-XXX	6	Max. 10.8	23006333-01-XXX
	7	Max. 10.8	23007313-01-XXX	7	Max. 10.8	23007323-01-XXX	7	Max. 10.8	23007333-01-XXX
	8	Max. 10.8	23008313-01-XXX	8	Max. 10.8	23008323-01-XXX	8	Max. 10.8	23008333-01-XXX
	3+5	Max. 10.8	23305313-01-XXX	3+5	Max. 10.8	23305323-01-XXX	3+5	Max. 10.8	23305333-01-XXX
	9	Max. 10.8	23009313-01-XXX	9	Max. 10.8	23009323-01-XXX	9	Max. 10.8	23009333-01-XXX
	10	Max. 10.8	23010313-01-XXX	10	Max. 10.8	23010323-01-XXX	10	Max. 10.8	23010333-01-XXX
	12	Max. 10.8	23012313-01-XXX	12	Max. 10.8	23012323-01-XXX	12	Max. 10.8	23012333-01-XXX
	14	Max. 10.8	23014313-01-XXX	14	Max. 10.8	23014323-01-XXX	14	Max. 10.8	23014333-01-XXX
	18	Max. 10.8	23018313-01-XXX	18	Max. 10.8	23018323-01-XXX	18	Max. 10.8	23018333-01-XXX

Specifications														
Number of Contacts	2	3	4	5	6	7	8	3+5	9	10	12	14	18	
Wire Gauge	2.5mm ² (14AWG)		1.0mm ² (17AWG)	0.75mm ² (18AWG)		0.34mm ² (22AWG)		1.0mm ² +0.25mm ² (17AWG +24AWG)		0.34mm ² (22AWG)			0.25mm ² (24AWG)	
Cable Range	Max. 10.8mm													
Environmental Protection	IP67													
Mechanical Life	500 mating cycles													
Operating Temperature	- 40°C - 80°C													
Voltage Rating	300V	300V	300V	125V	125V	60V	60V	125+30V	60V	30V	30V	30V	30V	
Rated Current(40°C)	20A	20A	15A	10A	10A	5A	5A	15A+2A	5A	5A	5A	5A	2A	

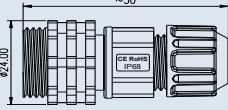
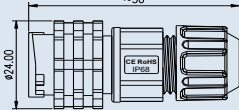
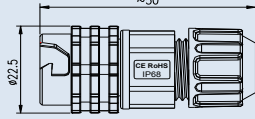
MIDDLE SERIES

CHOGORI

Middle Series Specifications

Middle Serie , Female Connector & Female Pin

Description	Field Installable, 180° Screw Type, Solder	Field Installable, 180° Lock Bayonet Type, Solder	Field Installable, 180° Push Lock Type, Solder
Figure			

Drawing			
----------------	-----------------------------------------------------------------------------------	-----------------------------------------------------------------------------------	-------------------------------------------------------------------------------------

Part-No.	Screw Type			Lock Bayonet Type			Push Lock Type		
	Contacts	Cable Range(mm)	Part-Number	Contacts	Cable Range(mm)	Part-Number	Contacts	Cable Range(mm)	Part-Number
2	2	3.5 - 6.5	23002411-01	2	3.5 - 6.5	23002421-01	2	3.5 - 6.5	23002431-01
		6.5 - 9.5	23002411-02		6.5 - 9.5	23002421-02		6.5 - 9.5	23002431-02
3	3	3.5 - 6.5	23003411-01	3	3.5 - 6.5	23003421-01	3	3.5 - 6.5	23003431-01
		6.5 - 9.5	23003411-02		6.5 - 9.5	23003421-02		6.5 - 9.5	23003431-02
4	4	3.5 - 6.5	23004411-01	4	3.5 - 6.5	23004421-01	4	3.5 - 6.5	23004431-01
		6.5 - 9.5	23004411-02		6.5 - 9.5	23004421-02		6.5 - 9.5	23004431-02
5	5	3.5 - 6.5	23005411-01	5	3.5 - 6.5	23005421-01	5	3.5 - 6.5	23005431-01
		6.5 - 9.5	23005411-02		6.5 - 9.5	23005421-02		6.5 - 9.5	23005431-02
6	6	3.5 - 6.5	23006411-01	6	3.5 - 6.5	23006421-01	6	3.5 - 6.5	23006431-01
		6.5 - 9.5	23006411-02		6.5 - 9.5	23006421-02		6.5 - 9.5	23006431-02
7	7	3.5 - 6.5	23007411-01	7	3.5 - 6.5	23007421-01	7	3.5 - 6.5	23007431-01
		6.5 - 9.5	23007411-02		6.5 - 9.5	23007421-02		6.5 - 9.5	23007431-02
8	8	3.5 - 6.5	23008411-01	8	3.5 - 6.5	23008421-01	8	3.5 - 6.5	23008431-01
		6.5 - 9.5	23008411-02		6.5 - 9.5	23008421-02		6.5 - 9.5	23008431-02
3+5	3+5	3.5 - 6.5	23305411-01	3+5	3.5 - 6.5	23305421-01	3+5	3.5 - 6.5	23305431-01
		6.5 - 9.5	23305411-02		6.5 - 9.5	23305421-02		6.5 - 9.5	23305431-02
9	9	3.5 - 6.5	23009411-01	9	3.5 - 6.5	23009421-01	9	3.5 - 6.5	23009431-01
		6.5 - 9.5	23009411-02		6.5 - 9.5	23009421-02		6.5 - 9.5	23009431-02
10	10	3.5 - 6.5	23010411-01	10	3.5 - 6.5	23010421-01	10	3.5 - 6.5	23010431-01
		6.5 - 9.5	23010411-02		6.5 - 9.5	23010421-02		6.5 - 9.5	23010431-02
12	12	3.5 - 6.5	23012411-01	12	3.5 - 6.5	23012421-01	12	3.5 - 6.5	23012431-01
		6.5 - 9.5	23012411-02		6.5 - 9.5	23012421-02		6.5 - 9.5	23012431-02
14	14	3.5 - 6.5	23014411-01	14	3.5 - 6.5	23014421-01	14	3.5 - 6.5	23014431-01
		6.5 - 9.5	23014411-02		6.5 - 9.5	23014421-02		6.5 - 9.5	23014431-02
18	18	3.5 - 6.5	23018411-01	18	3.5 - 6.5	23018421-01	18	3.5 - 6.5	23018431-01
		6.5 - 9.5	23018411-02		6.5 - 9.5	23018421-02		6.5 - 9.5	23018431-02

Specifications													
Number of Contacts	2	3	4	5	6	7	8	3+5	9	10	12	14	18
Wire Gauge	2.5mm ² (14AWG)		1.0mm ² (17AWG)	0.75mm ² (18AWG)		0.34mm ² (22AWG)		1.0mm ² +0.25mm ² (17AWG +24AWG)	0.34mm ² (22AWG)	0.25mm ² (24AWG)			
Cable Range	3.5mm - 6.5mm, 6.5mm - 9.5mm												
Environmental Protection	IP68					IP67				IP67			
Mechanical Life	500 mating cycles												
Operating Temperature	- 45°C - 105°C												
Voltage Rating	300V	300V	300V	125V	125V	60V	60V	125+30V	60V	30V	30V	30V	30V
Rated Current(40°C)	20A	20A	15A	10A	10A	5A	5A	15A+2A	5A	5A	2A	2A	2A

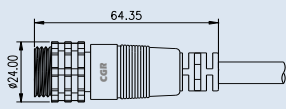
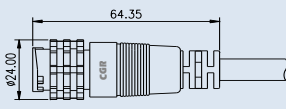
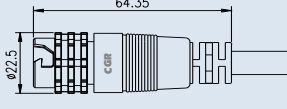
MIDDLE SERIES













CHOGORI

Middle Series Specifications

Middle Series, Female Connector & Female Pin

Description	Molded, 180° Screw Type, Solder	Molded, 180° Lock Bayonet Type, Solder	Molded, 180° Push Lock Type, Solder
Figure			

Drawing			
---------	-----------------------------------------------------------------------------------	------------------------------------------------------------------------------------	-------------------------------------------------------------------------------------

Part-No.	Contacts	Cable Range(mm)	Part-Number	Contacts	Cable Range(mm)	Part-Number	Contacts	Cable Range(mm)	Part-Number
	2	Max. 10.8	23002413-01-XXX 	2	Max. 10.8	23002423-01-XXX 	2	Max. 10.8	23002433-01-XXX 
	3	Max. 10.8	23003413-01-XXX 	3	Max. 10.8	23003423-01-XXX 	3	Max. 10.8	23003433-01-XXX 
	4	Max. 10.8	23004413-01-XXX	4	Max. 10.8	23004423-01-XXX	4	Max. 10.8	23004433-01-XXX
	5	Max. 10.8	23005413-01-XXX	5	Max. 10.8	23005423-01-XXX	5	Max. 10.8	23005433-01-XXX
	6	Max. 10.8	23006413-01-XXX	6	Max. 10.8	23006423-01-XXX	6	Max. 10.8	23006433-01-XXX
	7	Max. 10.8	23007413-01-XXX 	7	Max. 10.8	23007423-01-XXX 	7	Max. 10.8	23007433-01-XXX 
	8	Max. 10.8	23008413-01-XXX 	8	Max. 10.8	23008423-01-XXX 	8	Max. 10.8	23008433-01-XXX 
	3+5	Max. 10.8	23305413-01-XXX	3+5	Max. 10.8	23305423-01-XXX	3+5	Max. 10.8	23305433-01-XXX
	9	Max. 10.8	23009413-01-XXX	9	Max. 10.8	23009423-01-XXX	9	Max. 10.8	23009433-01-XXX
	10	Max. 10.8	23010413-01-XXX	10	Max. 10.8	23010423-01-XXX	10	Max. 10.8	23010433-01-XXX
	12	Max. 10.8	23012413-01-XXX	12	Max. 10.8	23012423-01-XXX	12	Max. 10.8	23012433-01-XXX
	14	Max. 10.8	23014413-01-XXX	14	Max. 10.8	23014423-01-XXX	14	Max. 10.8	23014433-01-XXX
	18	Max. 10.8	23018413-01-XXX	18	Max. 10.8	23018423-01-XXX	18	Max. 10.8	23018433-01-XXX

Specifications													
Number of Contacts	2	3	4	5	6	7	8	3+5	9	10	12	14	18
Wire Gauge	2.5mm ² (14AWG)		1.0mm ² (17AWG)	0.75mm ² (18AWG)		0.34mm ² (22AWG)		1.0mm ² +0.25mm ² (17AWG +24AWG)	0.34mm ² (22AWG)	0.25mm ² (24AWG)			
Cable Range	Max. 10.8mm												
Environmental Protection	IP67												
Mechanical Life	500 mating cycles												
Operating Temperature	- 40°C - 80°C												
Voltage Rating	300V	300V	300V	125V	125V	60V	60V	125+30V	60V	30V	30V	30V	30V
Rated Current(40°C)	20A	20A	15A	10A	10A	5A	5A	15A+2A	5A	5A	2A	2A	2A

MIDDLE SERIES

CHOGORI

Middle Series Specifications

Middle Series , Metal system

Description	Field Installable, 180° Push Lock Type,Solder	Field Installable, 180° Push Lock Type,Solder	Front Panel Mount Push Lock Type,Solder
Figure			
Drawing			

Part-No.	Field Installable, 180° Push Lock Type			Field Installable, 180° Push Lock Type			Front Panel Mount	
	Contacts	Cable Range(mm)	Part-Number	Contacts	Cable Range(mm)	Part-Number	Contacts	Part-Number
	2	3.5 - 6.5	23002231-81	2	3.5 - 6.5	23002331-81	2	23002535-81
		6.5 - 9.5	23002231-82		6.5 - 9.5	23002331-82		
	3	3.5 - 6.5	23003231-81	3	3.5 - 6.5	23003331-81	3	23003535-81
		6.5 - 9.5	23003231-82		6.5 - 9.5	23003331-82		
	4	3.5 - 6.5	23004231-81	4	3.5 - 6.5	23004331-81	4	23004535-81
		6.5 - 9.5	23004231-82		6.5 - 9.5	23004331-82		
	5	3.5 - 6.5	23005231-81	5	3.5 - 6.5	23005331-81	5	23005535-81
		6.5 - 9.5	23005231-82		6.5 - 9.5	23005331-82		
	6	3.5 - 6.5	23006231-81	6	3.5 - 6.5	23006331-81	6	23006535-81
		6.5 - 9.5	23006231-82		6.5 - 9.5	23006331-82		
	7	3.5 - 6.5	23007231-81	7	3.5 - 6.5	23007331-81	7	23007535-81
		6.5 - 9.5	23007231-82		6.5 - 9.5	23007331-82		
	8	3.5 - 6.5	23008231-81	8	3.5 - 6.5	23008331-81	8	23008535-81
		6.5 - 9.5	23008231-82		6.5 - 9.5	23008331-82		
	3+5	3.5 - 6.5	23305231-81	3+5	3.5 - 6.5	23305331-81	3+5	23305535-81
		6.5 - 9.5	23305231-82		6.5 - 9.5	23305331-82		
	9	3.5 - 6.5	23009231-81	9	3.5 - 6.5	23009231-81	9	23009535-81
		6.5 - 9.5	23009231-82		6.5 - 9.5	23009331-82		
	10	3.5 - 6.5	23010231-81	10	3.5 - 6.5	23010331-81	10	23010535-81
		6.5 - 9.5	23010231-82		6.5 - 9.5	23010331-82		
	12	3.5 - 6.5	23012231-81	12	3.5 - 6.5	23012331-81	12	23012535-81
		6.5 - 9.5	23012231-82		6.5 - 9.5	23012331-82		
	14	3.5 - 6.5	23014231-81	14	3.5 - 6.5	23014331-81	14	23014535-81
		6.5 - 9.5	23014231-82		6.5 - 9.5	23014331-82		
	18	3.5 - 6.5	23018231-81	18	3.5 - 6.5	23018331-81	18	23018535-81
		6.5 - 9.5	23018231-82		6.5 - 9.5	23018331-82		

Specifications													
Number of Contacts	2	3	4	5	6	7	8	3+5	9	10	12	14	18
Wire Gauge	2.5mm ² (14AWG)		1.0mm ² (17AWG)	0.75mm ² (18AWG)	0.34mm ² (22AWG)		1.0mm ² +0.25mm ² 17AWG +24AWG		0.34mm ² (22AWG)	0.25mm ² (24AWG)			
Cable Range / Panel Thickness	3.5mm - 6.5mm, 6.5mm - 9.5mm									Panel Thickness Max. 2.0mm			
Environmental Protection	IP67					IP67				IP67			
Mechanical Life	500 mating cycles												
Operating Temperature	- 45°C - 105°C												
Voltage Rating	300V	300V	300V	125V	125V	60V	60V	125+30V	60V	30V	30V	30V	30V
Rated Current(40°C)	20A	20A	15A	10A	10A	5A	5A	15A+2A	5A	5A	5A	5A	2A

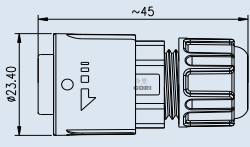
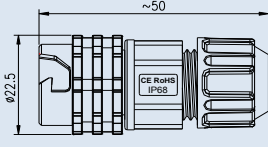
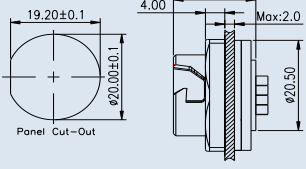
MIDDLE SERIES

CHOGORI

Middle Series Specifications

Middle Series, Metal system

Description	Field Installable, 180° Push Lock Type, Solder	Field Installable, 180° Push Lock Type, Solder	Front Panel Mount Push Lock Type, Solder
Figure			

Drawing			
---------	-----------------------------------------------------------------------------------	-----------------------------------------------------------------------------------	-------------------------------------------------------------------------------------

Part-No.	Field Installable, 180° Push Lock Type, Solder			Field Installable, 180° Push Lock Type, Solder			Front Panel Mount Push Lock Type, Solder	
	Contacts	Cable Range(mm)	Part-Number	Contacts	Cable Range(mm)	Part-Number	Contacts	Part-Number
	2	3.5 - 6.5	23002131-81	2	3.5 - 6.5	23002431-81	2	23002635-81
		6.5 - 9.5	23002131-82		6.5 - 9.5	23002431-82		
	3	3.5 - 6.5	23003131-81	3	3.5 - 6.5	23003431-81	3	23003635-81
		6.5 - 9.5	23003131-82		6.5 - 9.5	23003431-82		
	4	3.5 - 6.5	23004131-81	4	3.5 - 6.5	23004431-81	4	23004635-81
		6.5 - 9.5	23004131-82		6.5 - 9.5	23004431-82		
	5	3.5 - 6.5	23005131-81	5	3.5 - 6.5	23005431-81	5	23005635-81
		6.5 - 9.5	23005131-82		6.5 - 9.5	23005431-82		
	6	3.5 - 6.5	23006131-81	6	3.5 - 6.5	23006431-81	6	23006635-81
		6.5 - 9.5	23006131-82		6.5 - 9.5	23006431-82		
	7	3.5 - 6.5	23007131-81	7	3.5 - 6.5	23007431-81	7	23007635-81
		6.5 - 9.5	23007131-82		6.5 - 9.5	23007431-82		
	8	3.5 - 6.5	23008131-81	8	3.5 - 6.5	23008431-81	8	23008635-81
		6.5 - 9.5	23008131-82		6.5 - 9.5	23008431-82		
	3+5	3.5 - 6.5	23305131-81	3+5	3.5 - 6.5	23305431-81	3+5	23305635-81
		6.5 - 9.5	23305131-82		6.5 - 9.5	23305431-82		
	9	3.5 - 6.5	23009131-81	9	3.5 - 6.5	23009431-81	9	23009635-81
		6.5 - 9.5	23009131-82		6.5 - 9.5	23009431-82		
	10	3.5 - 6.5	23010131-81	10	3.5 - 6.5	23010431-81	10	23010635-81
		6.5 - 9.5	23010131-82		6.5 - 9.5	23010431-82		
	12	3.5 - 6.5	23012131-81	12	3.5 - 6.5	23012431-81	12	23012635-81
		6.5 - 9.5	23012131-82		6.5 - 9.5	23012431-82		
	14	3.5 - 6.5	23014131-81	14	3.5 - 6.5	23014431-81	14	23014635-81
		6.5 - 9.5	23014131-82		6.5 - 9.5	23014431-82		
	18	3.5 - 6.5	23018131-81	18	3.5 - 6.5	23018431-81	18	23018635-81
		6.5 - 9.5	23018131-82		6.5 - 9.5	23018431-82		

Specifications													
Number of Contacts	2	3	4	5	6	7	8	3+5	9	10	12	14	18
Wire Gauge	2.5mm ² (14AWG)		1.0mm ² (17AWG)	0.75mm ² (18AWG)		0.34mm ² (22AWG)		1.0mm ² +0.25mm ² (17AWG +24AWG)	0.34mm ² (22AWG)	0.25mm ² (24AWG)			
Cable Range / Panel Thickness	3.5mm - 6.5mm, 6.5mm - 9.5mm								Panel Thickness Max. 2.0mm				
Environmental Protection	IP67					IP67			IP67				
Mechanical Life	500 mating cycles												
Operating Temperature	- 45°C - 105°C												
Voltage Rating	300V	300V	300V	125V	125V	60V	60V	125+30V	60V	30V	30V	30V	30V
Rated Current(40°C)	20A	20A	15A	10A	10A	5A	5A	15A+2A	5A	5A	2A	2A	2A