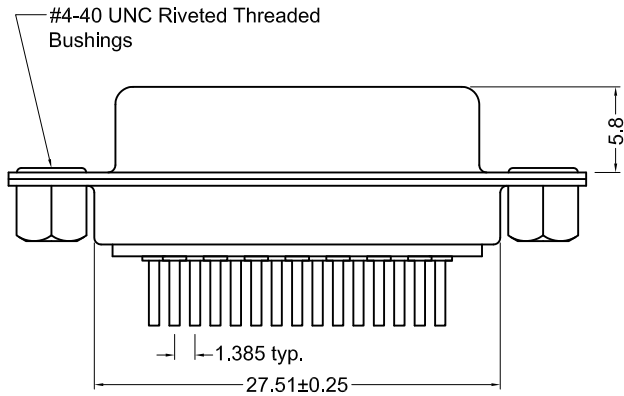
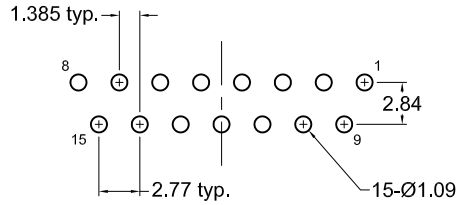
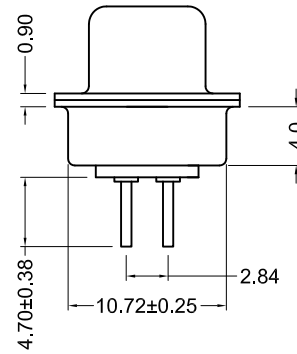


Recommended PCB Layout
(Top View)



-K OPTION NOT SHOWN
IN THIS VIEW



Material And Finish

Shell: Steel Material, Nickel Plated

Insert: PBT Thermoplastic,
Black Color, 30%
Glass Filled, UL 94V-0 Rated

Contact Material:
Socket - brass

Contact Plating:
Standard:
Gold flash on mating end,
tin on termination end, with
entire contact nickel underplated

-15 Option:
15u" gold on mating end,
tin on termination end, with
entire contact nickel underplated

-30 Option:
30u" gold on mating end,
tin on termination end, with
entire contact nickel underplated

Electrical Specifications

Contact Current Rating: 2A

Rated Voltage: 30V RMS

Dielectric Withstanding Voltage:
1000V (rms) AC for 1 minute

Insulation Resistance:
more than 1000 Megohm
at 500V DC

Dielectric Withstanding Voltage-
1000 VAC rms for 1 minute

Contact Resistance:
13 milliohm max.

Operating Temperature
-55°C to +105°C

Ordering Information

Part Number	Contact Area Plating Finish
K85X-AD-15S-K	Gold Flash (standard)
K85X-AD-15S-K15	15u" Gold (15 option)
K85X-AD-15S-K30	30u" Gold (30 option)



Tolerances
X.X ± 0.25
X.XX ± 0.15
Unless Stated Otherwise

REV.	DATE	DESCRIPTION	REV. BY	CHK. BY	DRAWN BY	DATE
A1	08/13/07	New Drawing	A. Frederick	H. MA	A. Frederick	08/01/07
A2	1/8/08	ECO # 07-052	WILL H.	H. MA		
A3	12/31/17	ECO #17-030	J. Elbanna	C. Furumasu		
						UNITS
						mm

K85X-AD-15S-K

Vertical PCB Mount D-Sub, RoHS Compliant

15 Pin Female with Riveted Threaded Bushings

