

1A, 50V - 1000V Standard Rectifier

FEATURES

- AEC-Q101 qualified available
- Low forward voltage drop
- High current capability
- High reliability
- High surge current capability
- 3mm miniature body
- RoHS Compliant
- Halogen-free according to IEC 61249-2-21

APPLICATIONS

- DC to DC converter
- Switching mode converters and inverters
- General purpose

MECHANICAL DATA

- Case: TS-1
- Molding compound meets UL 94V-0 flammability rating
- Terminal: Pure tin plated leads, solderable per J-STD-002
- Meet JESD 201 class 2 whisker test
- Polarity: Indicated by cathode band
- Weight: 0.200g (approximately)

KEY PARAMETERS		
PARAMETER	VALUE	UNIT
I_F	1	A
V_{RRM}	50 - 1000	V
I_{FSM}	30	A
T_{JMAX}	150	°C
Package	TS-1	
Configuration	Single die	



TS-1



ABSOLUTE MAXIMUM RATINGS ($T_A = 25^\circ\text{C}$ unless otherwise noted)									
PARAMETER	SYMBOL	1T1G	1T2G	1T3G	1T4G	1T5G	1T6G	1T7G	UNIT
Marking code on the device		1T1G	1T2G	1T3G	1T4G	1T5G	1T6G	1T7G	
Repetitive peak reverse voltage	V_{RRM}	50	100	200	400	600	800	1000	V
Reverse voltage, total rms value	$V_{R(RMS)}$	35	70	140	280	420	560	700	V
Forward current	I_F	1							A
Surge peak forward current, 8.3ms single half sine wave superimposed on rated load	I_{FSM}	30							A
Junction temperature	T_J	-55 to +150							°C
Storage temperature	T_{STG}	-55 to +150							°C

THERMAL PERFORMANCE			
PARAMETER	SYMBOL	TYP	UNIT
Junction-to-ambient thermal resistance	$R_{\theta JA}$	100	°C/W

ELECTRICAL SPECIFICATIONS ($T_A = 25^\circ\text{C}$ unless otherwise noted)									
PARAMETER		CONDITIONS	SYMBOL	TYP	MAX	UNIT			
Forward voltage ⁽¹⁾	1T1G 1T2G	$I_F = 1\text{A}, T_J = 25^\circ\text{C}$	V_F	-	1.1	V			
	1T3G 1T4G 1T5G 1T6G 1T7G			-	1.0	V			
	Reverse current @ rated V_R ⁽²⁾			$T_J = 25^\circ\text{C}$	I_R	-	5	μA	
				$T_J = 125^\circ\text{C}$		-	100	μA	
	Junction capacitance			$1\text{MHz}, V_R = 4.0\text{V}$	C_J	10	-	pF	

Notes:

1. Pulse test with PW = 0.3ms
2. Pulse test with PW = 30ms

ORDERING INFORMATION		
ORDERING CODE ⁽¹⁾⁽²⁾	PACKAGE	PACKING
1TxG	TS-1	5,000 / Tape & Reel
1TxG A0G	TS-1	3,000 / Ammo box
1TxGH	TS-1	5,000 / Tape & Reel
1TxGHA0G	TS-1	3,000 / Ammo box

Notes:

1. "x" defines voltage from 50V (1T1G) to 1000V (1T7G)
2. "H" means AEC-Q101 qualified

CHARACTERISTICS CURVES

($T_A = 25^\circ\text{C}$ unless otherwise noted)

Fig.1 Forward Current Derating Curve

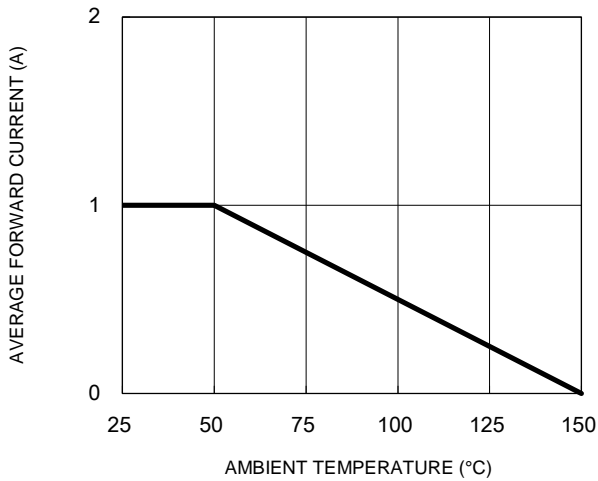


Fig.2 Typical Junction Capacitance

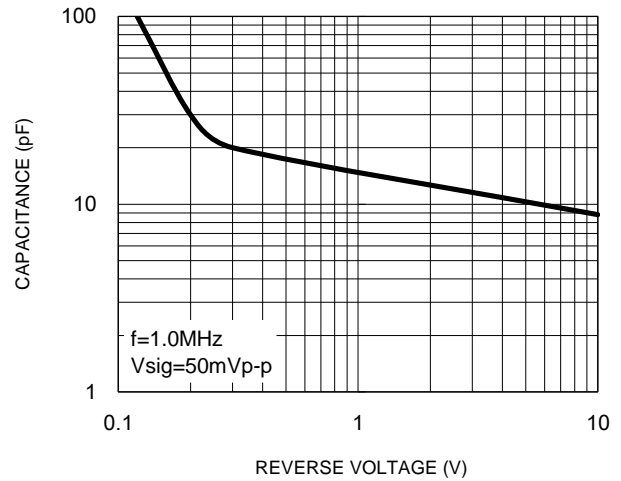


Fig.3 Typical Reverse Characteristics

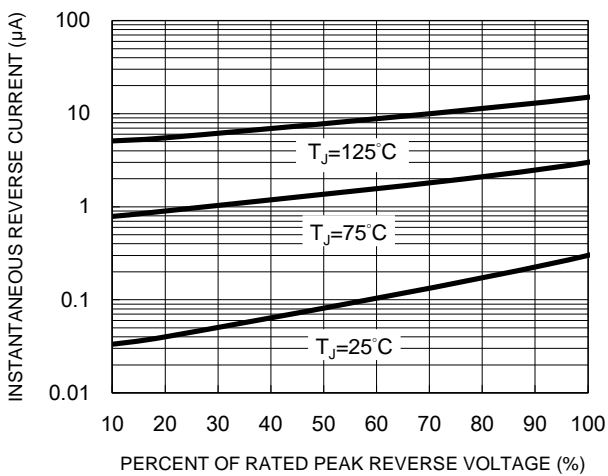


Fig.4 Typical Forward Characteristics

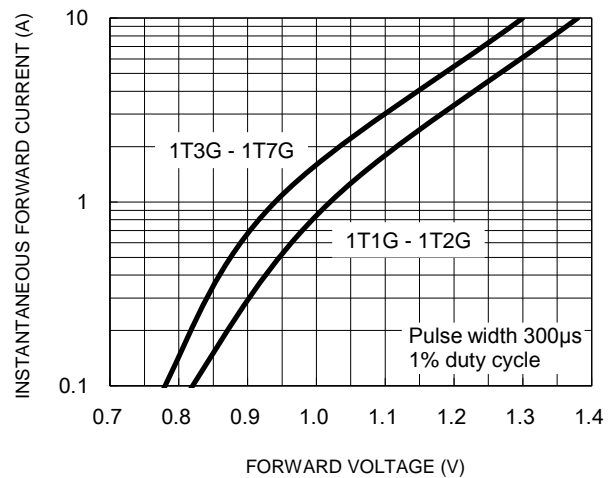
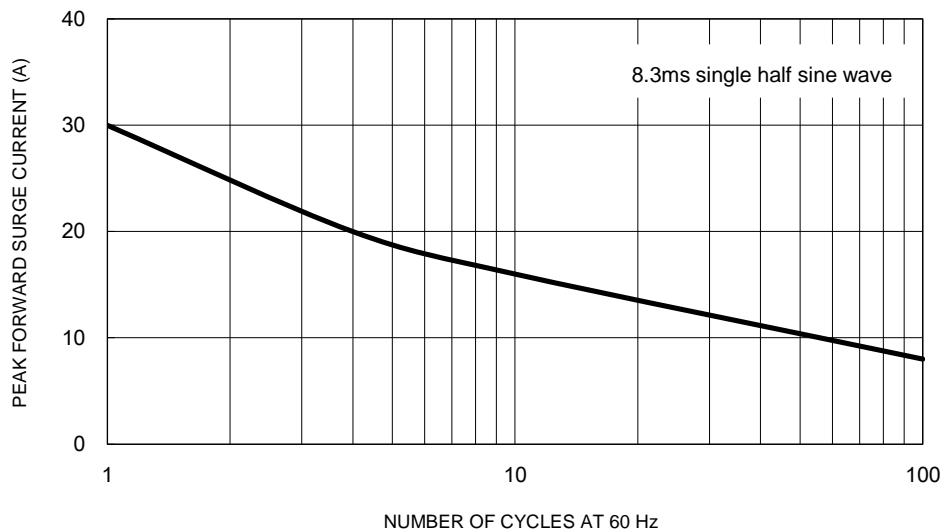
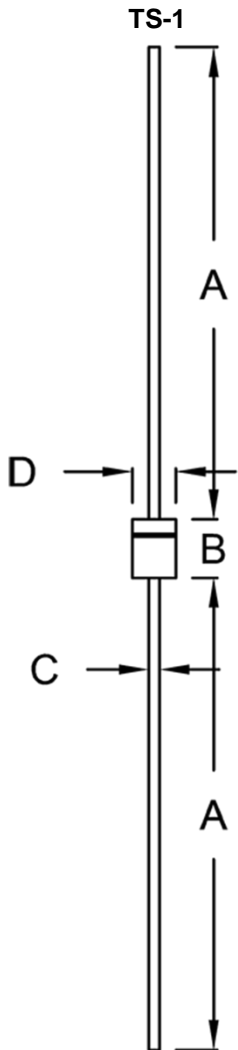


Fig.5 Maximum Non-Repetitive Forward Surge Current



PACKAGE OUTLINE DIMENSIONS



DIM.	Unit (mm)		Unit (inch)	
	Min.	Max.	Min.	Max.
A	25.40	-	1.000	-
B	3.00	3.30	0.118	0.130
C	0.53	0.64	0.021	0.025
D	2.00	2.70	0.079	0.106

MARKING DIAGRAM



- P/N = Marking Code
- G = Green Compound
- YW = Date Code
- F = Factory Code

Notice

Specifications of the products displayed herein are subject to change without notice. TSC or anyone on its behalf assumes no responsibility or liability for any errors or inaccuracies.

Purchasers are solely responsible for the choice, selection, and use of TSC products and TSC assumes no liability for application assistance or the design of Purchasers' products.

Information contained herein is intended to provide a product description only. No license, express or implied, to any intellectual property rights is granted by this document. Except as provided in TSC's terms and conditions of sale for such products, TSC assumes no liability whatsoever, and disclaims any express or implied warranty, relating to sale and/or use of TSC products including liability or warranties relating to fitness for a particular purpose, merchantability, or infringement of any patent, copyright, or other intellectual property right.

The products shown herein are not designed for use in medical, life-saving, or life-sustaining applications. Customers using or selling these products for use in such applications do so at their own risk and agree to fully indemnify TSC for any damages resulting from such improper use or sale.