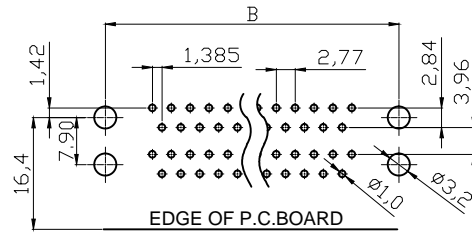
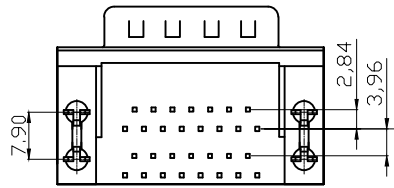
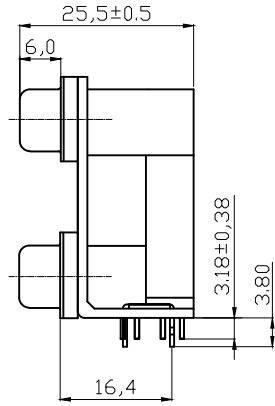
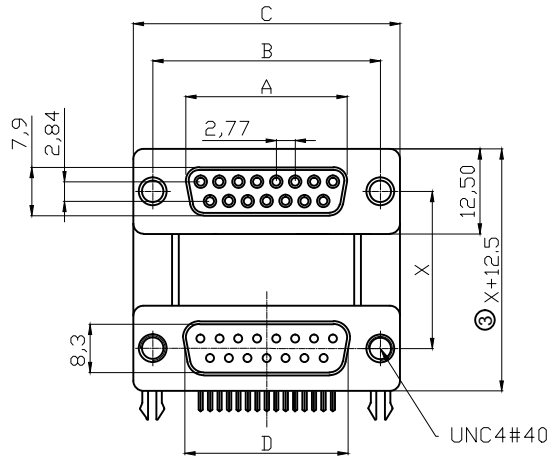


Without Screw ④



RECOMMENDED P.C.B LAYOUT (TOP VIEW)
TOLERANCES: ±0.10mm

SPECIFICATION
MATERIAL
 Insulator: PBT, rated UL94V-0, black
 Contacts: Copper alloy
 Shell: Steel : 7439-89-6
 Rivet, Boardlock: Copper alloy

CONTACT PLATING
 Contact area: Gold flash
 Solder tails: 100u" Tin over 40u" Nickel
 Shell plating: Tin plated
 Underplate: 50u" Nickel

ELECTRICAL
 Operation voltage: 250 VAC max.
 Current rating: 3 Amps max.
 Contact resistance: 25 mohms max.
 Insulation resistance: 3000 Mohms min @ 500 VDC
 Dielectric withstanding voltage: 1000 VAC / minute
 Operating temperature: -55°C ~ +105°C

① Order Code: ASUB-277-xx TP xx
 No. of Contacts
 09 / 15 / 25 / 37
 19=15.875 mm Male/Male
 20=15.875 mm Male/Female
 21=15.875 mm Female/Male
 22=15.875 mm Female/Female
 23=19.05 mm Male/Male
 24=19.05 mm Male/Female
 25=19.05 mm Female/Male
 26=19.05 mm Female/Female
 ③ Port Spacing Dim. of X=15.875 or 19.05mm

Dimensions

POSITION	A	B	C	D
9	16.30	25.00	30.8	16.92
15	24.60	33.30	39.2	25.25
25	38.30	47.10	53.1	38.96
37	54.80	63.50	69.4	55.42

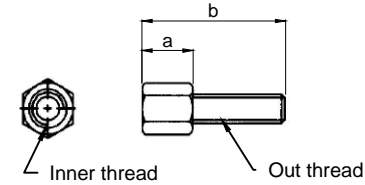
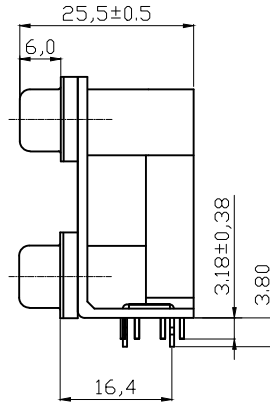
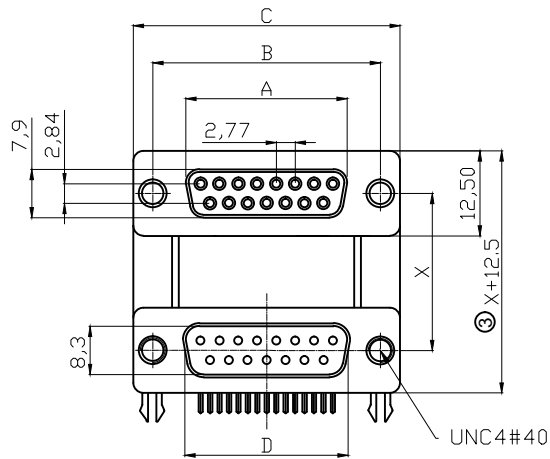
RoHS compliant

Unit: mm

Scale	Free					Date	Name	Customer-No.
TOLERANCE		④	Add details and adjust distribution	30.01.2019	Xavier	Drawn	18.08.2014	Winnie
X.	±0.50	③	Add the extra dimension&description	14.01.2017	Winnie	Approved	14.01.2017	Winnie
X.X	±0.30	②	Add page 2	21.08.2014	Winnie			
X.XX	±0.20	①	Add the order code	18.08.2014	Winnie			
DIM	TOL	①	Drawn	18.08.2014	Winnie			
Angle	±5°	ld.	Modification	Date	Name			

Customer-No.		ASSMANN WSW-No. ASUB-277-xxTPxx	
Drawing-No.		ASS 6549 CO	rev04
Replace	Sheet 1/2		

With Screw ④



Dim. a	Dim. b	Inner thread	Out thread
4.8	11.8	4-#40	4-#40

SPECIFICATION
MATERIAL
 Insulator: PBT, rated UL94V-0, black
 Contacts: Copper alloy
 Shell: Steel : 7439-89-6
 Rivet,Boardlock: Copper alloy

CONTACT PLATING
 Contact area: Gold flash
 Solder tails: 100u" Tin over 40u" Nickel
 Shell plating: Tin plated
 Underplate: 50u" Nickel

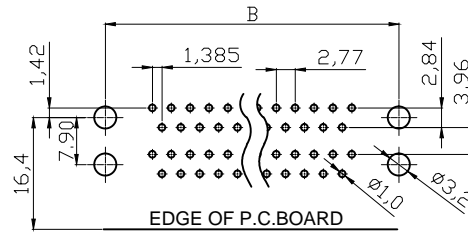
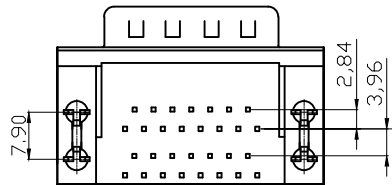
ELECTRICAL
 Operation voltage: 250 VAC max.
 Current rating: 3 Amps max.
 Contact resistance: 25 mohms max.
 Insulation resistance: 3000 Mohms min @ 500 VDC
 Dielectric withstanding voltage: 1000 VAC / minute
 Operating temperature: -55°C ~ +105°C

① Order Code: ASUB-277-xx TP xx

No. of Contacts
 09 / 15 / 25 / 37

27=15.875 mm Male/Male
 28=15.875 mm Male/Female
 29=15.875 mm Female/Male
 30=15.875 mm Female/Female
 31=19.05 mm Male/Male
 32=19.05 mm Male/Female
 33=19.05 mm Female/Male
 34=19.05 mm Female/Female

③ Port Spacing Dim. of X=15.875 or 19.05mm



RECOMMENDED P.C.B LAYOUT (TOP VIEW)
 TOLERANCES: ±0.10mm

Dimensions

POSITION	A	B	C	D
9	16.30	25.00	30.8	16.92
15	24.60	33.30	39.2	25.25
25	38.30	47.10	53.1	38.96
37	54.80	63.50	69.4	55.42

RoHS compliant

Unit: mm

Scale	Free					Date	Name	Customer-No.
TOLERANCE		④	Add details and adjust distribution	30.01.2019	Xavier	Drawn	18.08.2014	Winnie
X.	±0.50	③	Add the extra dimension&description	14.01.2017	Winnie	Approved	14.01.2017	Winnie
X.X	±0.30	②	Add page 2	21.08.2014	Winnie			
X.XX	±0.20	①	Add the order code	18.08.2014	Winnie			
DIM	TOL	①	Drawn	18.08.2014	Winnie			
Angle	±5°	ld.	Modification	Date	Name			

Customer-No.		ASSMANN WSW-No. ASUB-277-xxTPxx	
Drawing-No.		ASS 6549 CO	rev04
Replace	Sheet		2/2

