

1

2

3

4

5

6

7

A

A

B

B

C

C

D

D

E

E

F

F

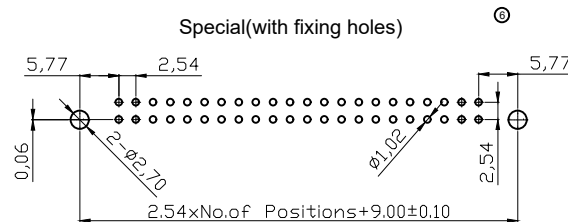
G

G

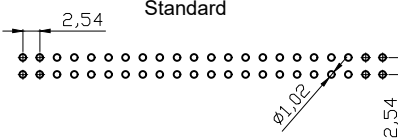
H

H

Special(with fixing holes)



Standard



Recommended P.C.B Layout(Top Side)
(PCB BOARD TOLERANCE±0.05)

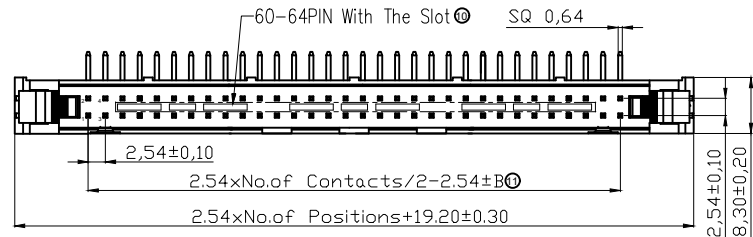
NOTES:

MATERIAL

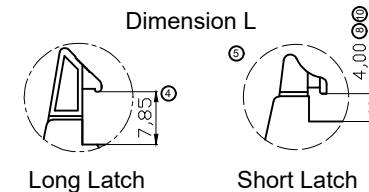
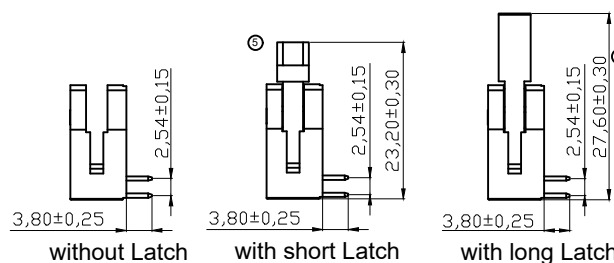
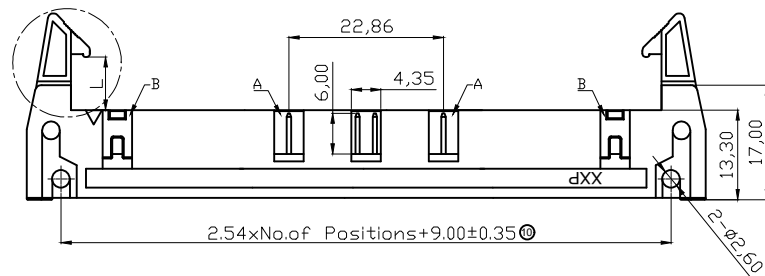
- 1. Insulator Material: PBT+30%G.F.(UL94V-0), Grey
 - 2. Contact Material : Brass
 - 3. Contact Plating : See order code
- ELECTRICAL
- 1. Current Rating : 3.0AMP
 - 2. Withstand Voltage : 1000V AC/minute
 - 3. Contact Resistance : 20mΩ max
 - 4. Insulation Resistance: 1000MΩ min
- ENVIRONMENTAL
- 1. Operation Temperature: -40°C to +105°C
 - 2. Packing : Tray

- 3. Without side slot "A" and "B" for 06-18P
 - ⑩ Without side slot "A" and with slot "B" for 20-58P
 - With slot "A" and "B" for 60-64P
- Ordering Information
- ⑪ AWH xxA-0xx2-T

⑫ No. of Contacts	Latch Type
06 08	0(w/o latch)
10 12	2(with short latch)
14 16	3(with long latch)
18 20	
24 26	
30 34	
40 50	
60 64	



⑬ Pin	TOL B
6-40P	±0.20
42-64P	±0.30



RoHS compliant
Unit: mm



Scale	Free	①	Update tolerance and add PN	11.01.2022	Daniel		Date	Name	Customer-No.
TOLERANCE		⑩	Update tolerance and notes	28.01.2019	Xavier	Drawn	25.01.2006	Alex	
X.X	±0.40	⑨	Add UL file no.	12.12.2013	Amy	Approved	11.01.2022	Daniel	ASSMANN WSW-No.
X.XX	±0.25	⑧	Add the fulfilled Tinned version	11.11.2013	Winnie				AWH xxA-0xx2-T
X.XXX	±0.15	⑦	Update	29.03.2013	Winnie				Drawing-No.
Angle	±3°	⑥	Add special PCB layout	07.12.2010	Alex				ASS 2311 CO
		Id.	Modification	Date	Name				
									Sheet 1/1

1

2

3

4

5

6

7