


# CTXAL5030F Series

From 0.15µH to 4.7µH



## SPECIFICATIONS

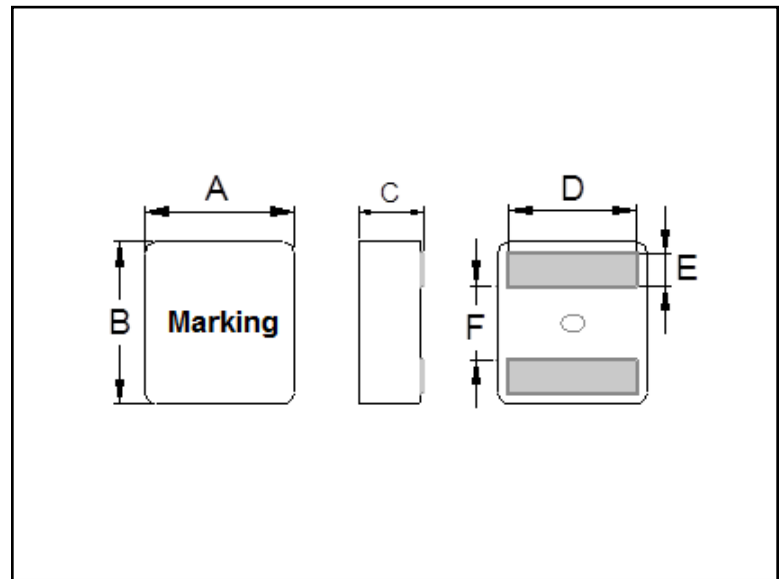
\*Isat Typ. and Irms Typ. value is derived based from accounting the upper limit tolerance into the inductance value.

\*\*At all times, the current supplied to the product should not exceed Isat Max. value.

Part Number	Inductance (µH) ±20% @ 0A	Test Frequency	Irms (A)		Isat (A)		DCR (mΩ)	
			Typ. @20°C	Typ. @40°C	Typ.	Max.	Typ.	Max.
CTXAL5030F-R15M	0.15	100KHz/0.1V	14.3	22.2	36.0	32.5	2.10	2.31
CTXAL5030F-R16M	0.16	100KHz/0.1V	14.2	22.2	35.0	32.0	2.12	2.33
CTXAL5030F-R33M	0.33	100KHz/0.1V	13.8	19.2	28.0	26.0	3.20	3.52
CTXAL5030F-R56M	0.56	100KHz/0.1V	13.6	17.7	22.2	20.2	4.05	4.52
CTXAL5030F-R60M	0.60	100KHz/0.1V	13.6	17.7	22.0	20.0	4.11	4.52
CTXAL5030F-R80M	0.80	100KHz/0.1V	10.1	13.1	20.0	18.0	5.14	5.65
CTXAL5030F-R82M	0.82	100KHz/0.1V	9.90	12.9	19.7	17.6	5.25	5.78
CTXAL5030F-1R0M	1.00	100KHz/0.1V	9.00	12.2	16.5	14.3	6.90	7.60
CTXAL5030F-1R2M	1.20	100KHz/0.1V	8.50	11.0	15.0	13.5	8.80	9.70
CTXAL5030F-1R5M	1.50	100KHz/0.1V	8.00	10.5	14.0	12.5	10.1	11.2
CTXAL5030F-1R8M	1.80	100KHz/0.1V	7.60	10.1	12.3	11.3	11.5	12.7
CTXAL5030F-2R2M	2.20	100KHz/0.1V	7.20	9.70	10.0	9.0	13.2	14.5
CTXAL5030F-3R3M	3.30	100KHz/0.1V	5.90	8.10	9.5	8.7	21.0	23.1
CTXAL5030F-4R7M	4.70	100KHz/0.1V	4.30	5.90	8.2	7.0	33.0	36.3

## PHYSICAL DIMENSIONS

Size	A	B	C	D	E	F
mm	5.5±0.2	5.3±0.2	2.9±0.2	4.3±0.3	1.1±0.2	2.3±0.25
inches	0.22±0.008	0.21±0.008	0.11±0.008	0.17±0.012	0.04±0.008	0.09±0.010



## CHARACTERISTICS

**Description:** SMD high current power inductors

**Applications:** Ideal for VRM/VRD applications

**Operating Temperature:** -40°C to +125°C (including self-temperature rise)

**Storage Temperature:** -40°C to +125°C (on board)

**Humidity Range:** 85±2% RH

**Irms:** Will cause the coil temperature rise approximately Δt of 40°C (keep 1 min)

**Isat Typ.:** Will cause L0 to drop approximately 30%

**Part Temperature (Ambient+Temp.Rise):** Should not exceed 125°C under worst case operating conditions

**Storage Condition (component in its packaging):**

1. **Temperature:** Less than 40°C
2. **Humidity:** 60% RH

**Packaging:** Tape & Reel

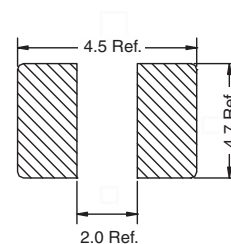
**Miscellaneous:** RoHS Compliant

**Additional Information:** Additional electrical & physical information available upon request

**Samples available. See website for ordering information.**

## PAD LAYOUT

Unit: mm



**Notes:**

- 1.) The above Pad Layout is for reference only
- 2.) Solder paste thickness of 0.12mm and above is recommended