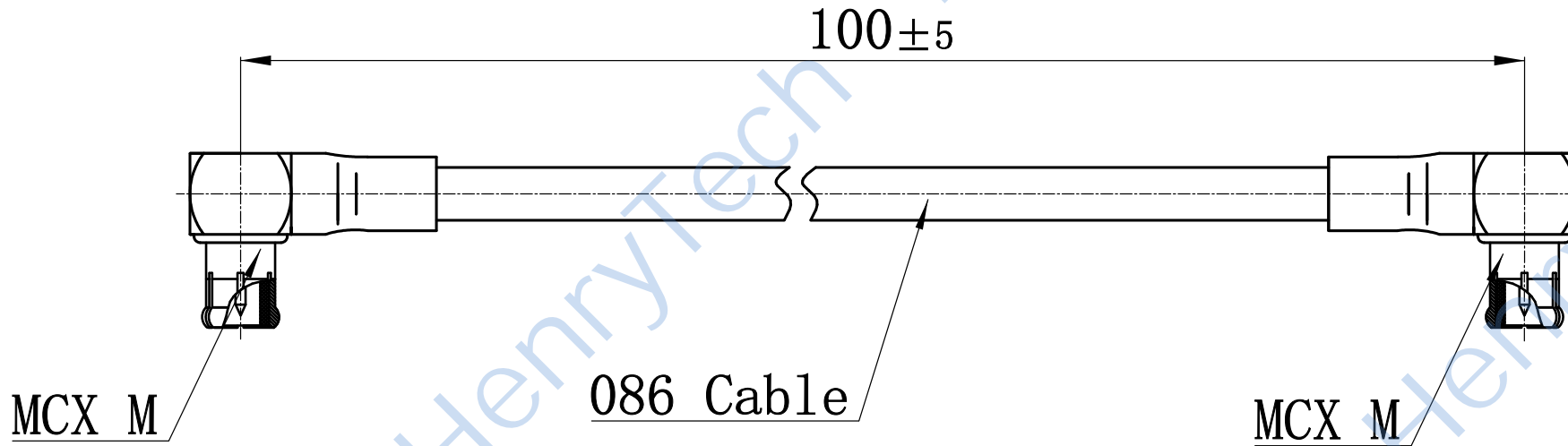


This document contains proprietary information and such information may not be disclosed to others for any purposes, not used for sales/marketing/procurement purposes without written permission

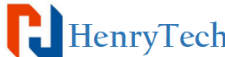

REV	DESCRIPTION OF REVISION	ECN NO.	BY	DATE	APPROVED
A	Initial Release	—	H.wei	17/3/13	17/3/13



<u>Electrical</u>	
1.1 Impedence	50 Ω
1.2 Frequency	DC-6GHz
1.3 Dielectric withstanding voltage	1000V (rms)
1.4 Center contact resistance	3M Ω
1.5 Outer contact resistance	2M Ω
1.6 Insulation resistance:	5000M Ω
1.7 VSWR	≤1.25@3GHz

Tel: Lee +86-028-85589664
 Web: www.henglitaitech.com/cn

Notes:
 1. ALL SPECIFICATIONS ARE SUBJECT TO CHANGE NOTICE AT ANY TIME
 2. CUSTOMER OUTLINE DRAWING FOR REFERENCE ONLY

DESIGNER : H.wei 17/3/13	TITLE: RF Cable Assembly				
ENGINEER : L.yu 17/3/13	MCX Male R/A to MCX Male R/A For RG405/.086 Cable Length 100mm				
APPROVED : W.yi 17/3/13		 DIMENSION IN MILLIMETERS (mm)			
TOLERANCES UNLESS OTHERWISE SPECIFIED X ±0.50 .X ±0.20 .XX ±0.10 ANGLES ±1°					
PART NO: HL-MCXMW-086-MCXMW-100MM		SIZE: A4	MATERIAL: N/A	QUANTITY: 1/1	REV: A