

1

2

3

4

This document contains proprietary information and such information may not be disclosed to others for any purposes, not used for sales/marketing/procurement purposes without written permission

REV	DESCRIPTION OF REVISION	ECN NO.	BY	DATE	APPROVED
A	Initial Release	—	H.wei	12/7/06	12/7/06

1 Electrical

- 1.1 Impedance: 50Ω
- 1.2 Frequency: DC-40GHz
- 1.3 VSWR: 1.25:1

2 Mechanical&Environmental

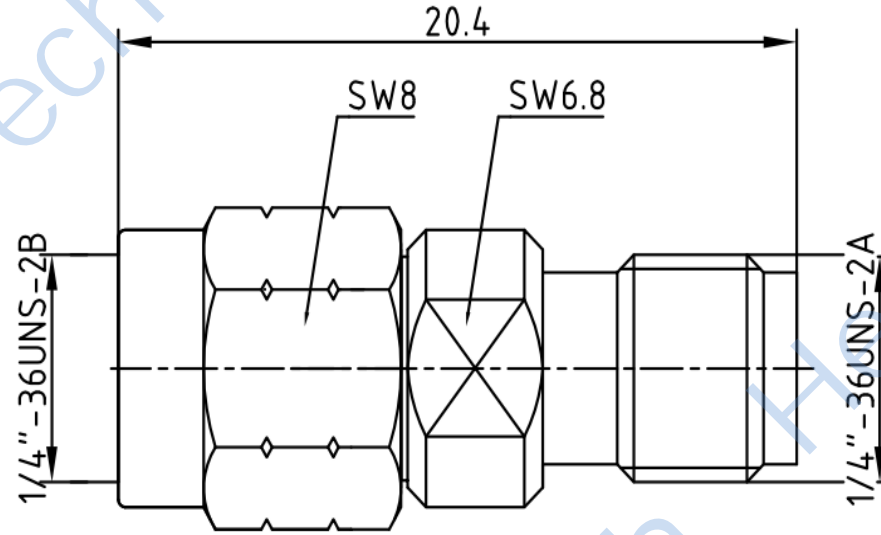
- 2.1 Temperature range -55°C ~+165°C
- 2.2 Durability(matings) >500
- 2.3 RoHs Compliant Yes

3 Material&Finish

- 3.1 Pin contact: Beryllium-Copper, gold plated
- 3.2 Body: Stainless Steel(SU303), Passivated
- 3.3 Insulators: PEI

4 Interface Standards

- 4.1 2.92 MIL-STD-348A


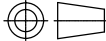


Notes:

- 1. ALL SPECIFICATIONS ARE SUBJECT TO CHANGE NOTICE AT ANY TIME
- 2. CUSTOMER OUTLINE DRAWING FOR REFERENCE ONLY

Tel:Lee +86-28-85589664

Web:www.hltchips.com

DRAWN: H.wei 12/07/06	TITLE: Precision Adapter 2.92 Male to 2.92 Female					
ENGINEER: L.yu 12/07/06						
APPROVED: W.yi 12/07/06		 DIMENSION IN MILLIMETERS (mm)				
TOLERANCES UNLESS OTHERWISE SPECIFIED		PART NO: HL-2.92-JKG	SIZE: A4	SCALE: N/A	SHEET: 1/1	REV: A
.X	±0.50					
.X	±0.20					
.XX	±0.10					
ANGLES	±1°					

1

2

3

4