

This document contains proprietary information and such information may not be disclosed to others for any purposes, not used for sales/marketing/procurement purposes without written permission

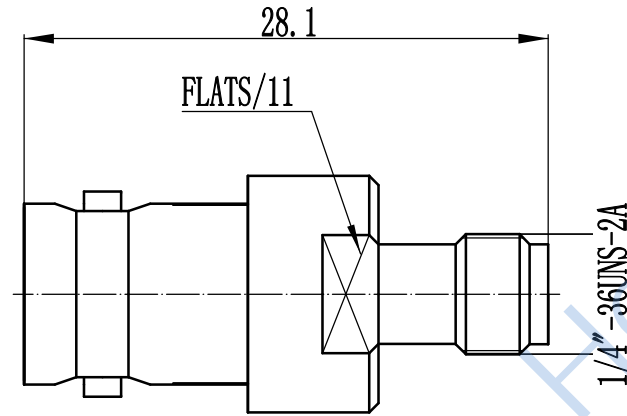
REV	DESCRIPTION OF REVISION	ECN NO.	BY	DATE	APPROVED
A	Initial Release	—	H.wei	09/07/15	09/07/15

1 Electrical Data:

- 1.1 Impedance: 50 Ω
- 1.2 Frequency: DC~4GHz
- 1.3 VSWR: 1.25:1

2 Material&Finish



- 2.1 Inner Contact: Bronze, gold plated
- 2.2 Outer Contact: Brass, Suco-plated
- 2.3 Insulators: Teflon



Tel:Lee +86-28-85589664
Web:www.hltchips.com

Notes:

- 1. ALL SPECIFICATIONS ARE SUBJECT TO CHANGE NOTICE AT ANY TIME
- 2. CUSTOMER OUTLINE DRAWING FOR REFERENCE ONLY

DRAWN: H.wei 09/07/15 ENGINEER: L.yu 09/07/15 APPROVED: W.yi 09/07/15 TOLERANCES UNLESS OTHERWISE SPECIFIED X ±0.50 .X ±0.20 .XX ±0.10 ANGLES ±1°	TITLE: RF Adaptor BNC Female to SMA Female Adaptor PART NO: HL-BNC/SMA-KK-F	  DIMENSION IN MILLIMETERS (mm) SIZE: A4 SCALE: N/A SHEET: 1/1 REV: A
--	---	--