


Features

- wideband, 3-800 MHz
- good return loss
- plastic base with leads
- aqueous washable

Applications

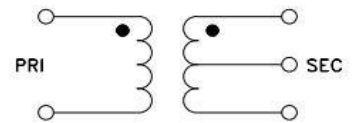
- impedance matching
- push-pull amplifiers

HT-TC4-1W+



50Ω 3 to 800 MHz

Config. A



Transformer Electrical Specifications

Ω RATIO	FREQUENCY (MHz)	INSERTION LOSS*	PHASE UNBALANCE (Deg.) Typ.	AMPLITUDE UNBALANCE (dB) Typ.
4	3-800	3-800	1	0.5

* Insertion Loss is referenced to mid-band loss, 0.3 dB typ.

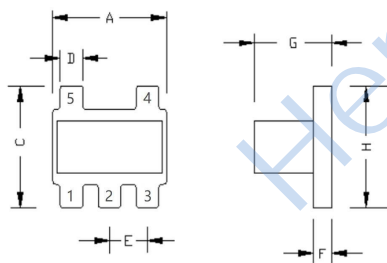
Typical Performance Data

FREQUENCY (MHz)	INSERTION LOSS (dB)	INPUT R. LOSS (dB)
3.00	1.09	11.58
4.00	0.98	12.35
5.00	0.93	13.11
7.50	0.86	14.21
10.00	0.83	14.49
100.00	0.88	15.77
250.00	0.96	16.17
400.00	1.13	16.72
600.00	1.36	15.59
800.00	2.21	9.07

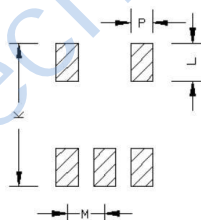
Maximum Ratings

Operating Temperature -40°C to 85°C
Storage Temperature -55°C to 100°C
RF Power 0.5W
DC Current 30mA
Permanent damage may occur if any of these limits are exceeded.

Outline Drawing



PCB Land Pattern



Outline Dimensions (mm)

A	3.81	N	-
B	-	M	1.27
C	3.81	P	0.76
D	0.76		
E	1.27		
F	0.61		
G	2.61		
H	3.81		
J	-		
K	4.81		
L	1.30		
WT	0.18		

Pin Connections

PRIMARY	1
SECONDARY CT	2
PRIMARY DOT	3
SECONDARY	4
SECONDARY DOT	5