


Features

- wide band 0.5-300 MHz
- good return loss
- impedance matching
- plastic base with leads
- aqueous washable

Applications

- catv

HT-TC4-1T+



Transformer Electrical Specifications

Ω RATIO	FREQUENCY (MHz)	INSERTION LOSS*		
		3dB MHz	2 dB MHz	1 dB MHz
4	0.5-300	-	0.5-300	1.5-100

* Insertion Loss is referenced to mid-band loss, 0.3 dB typ.

Typical Performance Data

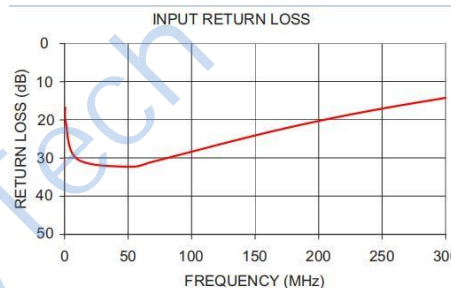
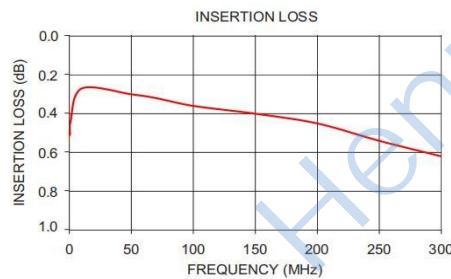
FREQUENCY (MHz)	INSERTION LOSS (dB)	INPUT R. LOSS (dB)
0.5	0.51	16.81
1.00	0.44	20.73
10.00	0.27	30.31
50.00	0.30	32.32
70.00	0.32	30.95
100.00	0.36	28.39
150.00	0.40	24.12
200.00	0.45	20.32
250.00	0.54	17.09
300.00	0.62	14.29

Maximum Ratings

Operating Temperature	-20°C to 85 °C
Storage Temperature	-55°C to 100 °C
RF Power	0.25W
DC Current	30mA
Permanent damage may occur if any of these limits are exceeded.	

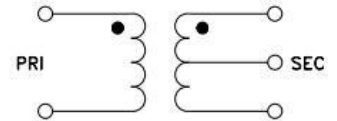
Pin Connections

PRIMARY DOT	6
PRIMARY	4
SECONDARY DOT	1
SECONDARY	3
SECONDARY CT	2

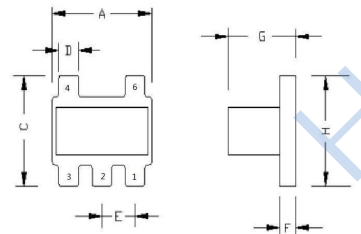


50Ω 0.5 to 300 MHz

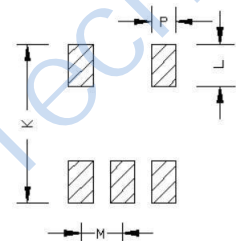
Config. A



Outline Drawing



PCB Land Pattern



Suggested Layout,
Tolerance to be within ±.002

Outline Dimensions (mm)

A	3.81	N	-
B	-	M	1.27
C	3.81	P	0.76
D	0.76	J	-
E	1.27	K	4.81
F	0.61	L	1.30
G	2.71	H	3.81
WT	0.05g		