


## Features

- good return loss
- excellent amplitude unbalance (0.5 dB typ) and phase unbalance (4 deg. typ) in 1 dB bandwidth
- plastic base with leads
- aqueous washable

## Applications

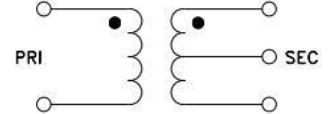
- impedance matching
- balanced to unbalanced transformation
- push-pull amplifier

## HT-TC2-1T+



50Ω 3 to 300 MHz

Config. A



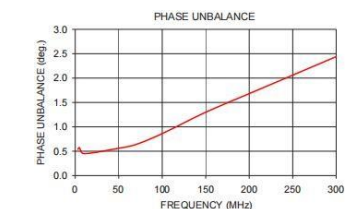
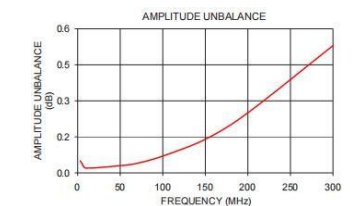
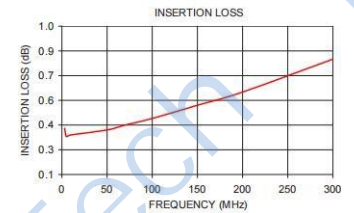
Transformer Electrical Specifications								
Ω RATIO	FREQUENCY (MHz)	INSERTION LOSS*			PHASE UNBALANCE (Deg.) Typ.		AMPLITUDE UNBALANCE (dB) Typ.	
		3dB	2dB	1dB	1 dB	2 dB	1 dB	2 dB
2	3-300	-	-	3-300	4	-	0.5	-

## Maximum Ratings

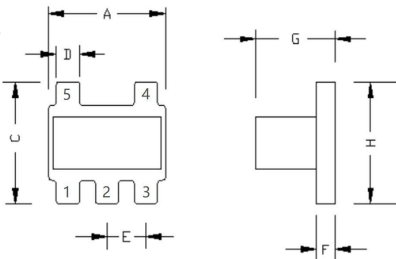
Operating Temperature	-40°C to 85°C
Storage Temperature	-55°C to 100°C
RF Power	0.25W
DC Current	30mA
Permanent damage may occur if any of these limits are exceeded.	

## Typical Performance Data

FREQUENCY (MHz)	INSERTION LOSS (dB)	INPUT R. LOSS (dB)	AMPLITUDE UNBALANCE (dB)	PHASE UNBALANCE (Deg.)
3.00	0.38	21.63	0.05	0.54
5.00	0.33	20.24	0.04	0.57
10.00	0.34	19.32	0.02	0.45
50.00	0.37	19.41	0.03	0.56
70.00	0.40	19.34	0.04	0.64
100.00	0.44	19.00	0.07	0.86
150.00	0.52	18.11	0.14	1.30
200.00	0.60	17.06	0.25	1.68
300.00	0.80	15.00	0.53	2.44



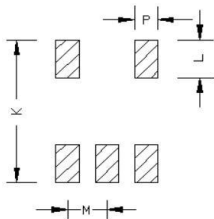
## Outline Drawing



## Outline Dimensions ( mm )

A	3.81	N	-
B	-	M	1.27
C	3.81	P	0.76
D	0.76	J	-
E	1.27	K	4.81
F	0.61	L	1.30
G	2.61	H	3.81
WT	0.16		

## PCB Land Pattern



## Pin Connections

PRIMARY	5
SECONDARY CT	2
PRIMARY DOT	4
SECONDARY	1
SECONDARY DOT	3