

Low Pass Filter

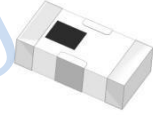
Features

- excellent power handling
- small size
- 7 sections
- temperature stable
- LTCC construction, and has good moisture resistance, corrosion resistance, high reliability.

Applications

- harmonic rejection
- VHF/UHF transmitters/receivers
- Base Station of Mobile Communication, lab use.

HT-LFCN-575+

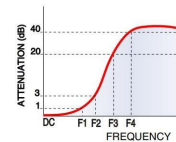


50Ω DC to 575 MHz

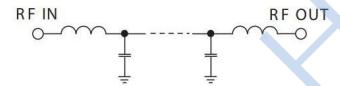
Maximum Ratings	
Operating Temperature	-55°C to 100°C
Storage Temperature	-55°C to 100°C
RF Power Input*	10W max. at 25°C

* Passband rating, derate linearly to 3.5W at 100°C ambient.
Permanent damage may occur if any of these limits are exceeded.

Typical Frequency Response



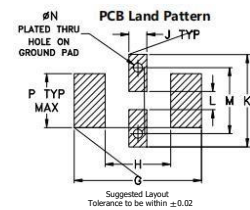
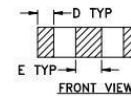
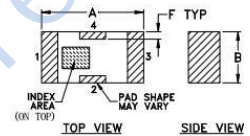
Electrical Schematic



Pin Connections

RF IN	1
RF OUT	3
GROUND	2,4

Outline Drawing



Outline Dimensions: Unit (mm)

A	3.20	B	1.60	C	0.95
D	0.51	E	0.81	F	0.23
G	4.29	H	2.21	J	0.61
K	3.10	L	0.61	M	2.21
N	0.30	P	1.80	w	0.02g

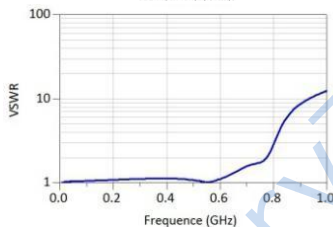
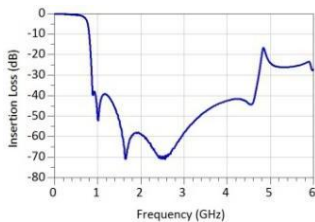
Electrical Specifications at 25°C

Parameter	F#	Frequency(MHz)	Min.	Typ.	Max.	Unit	
Pass Band	Insertion Loss	DC-F1	DC-575	-	-	1.2	dB
	Freq.Cut-Off	F2	770	-	3.0	-	dB
	VSWR	DC-F1	DC-575	-	1.2	-	:1
Stop Band	Rejection Loss	F3	900	20	-	-	dB
		F4-F5	1050-3200	-	40	-	dB
	VSWR	F6	5500	-	20	-	dB
		F3-F6	900-5500	-	20	-	:1

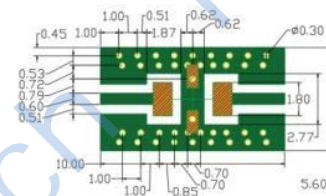
Typical Performance Data

(TEST CONDITIONS: INPUT POWER = 0dBm @Temperature = +25°C)

Frequency (MHz)	Insertion Loss (dB)	VSWR (:1)
1	0.05	1.01
100	0.20	1.04
575	0.81	1.05
770	2.92	1.99
900	33.14	13.92
1050	47.43	22.87
1215	36.74	29.96
1500	43.94	40.41
1915	71.13	49.64
2200	62.28	49.64
2500	52.63	51.10
3200	47.83	46.96
4000	38.32	43.44
4970	16.59	8.64
5500	25.11	29.46



Suggested PCB Layout



- NOTES: 1. COPLANAR WAVEGUIDE PARAMETERS ARE SHOWN FOR ROGERS RO4350 WITH THICKNESS .508" ± .0015". COPPER: 1/2 OZ. EACH SIDE. FOR OTHER MATERIALS TRACE WIDTH & GAP MAY NEED TO BE MODIFIED.
2. BOTTOM SIDE OF THE PCB IS CONTINUOUS GROUND PLANE.
- DENOTES PCB COPPER LAYOUT WITH SMOBC (SOLDER MASK OVER BARE COPPER)
- DENOTES COPPER LAND PATTERN FREE OF SOLDER MASK