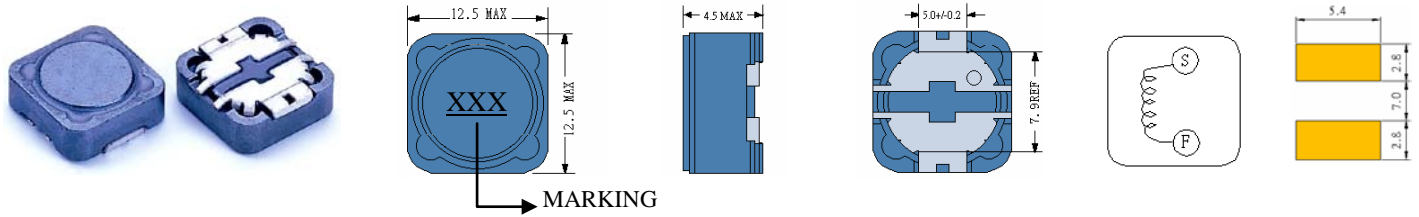


# SCRH124

## SMD POWER INDUCTORS



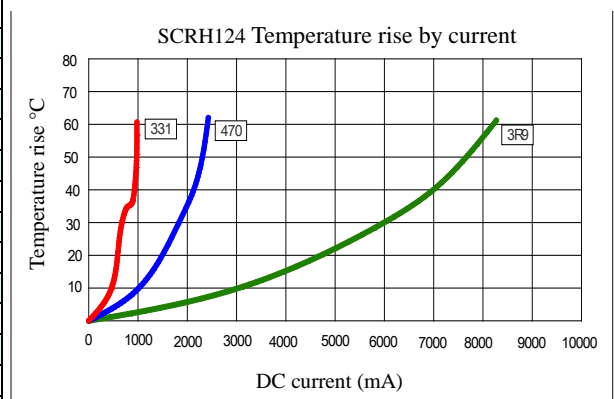
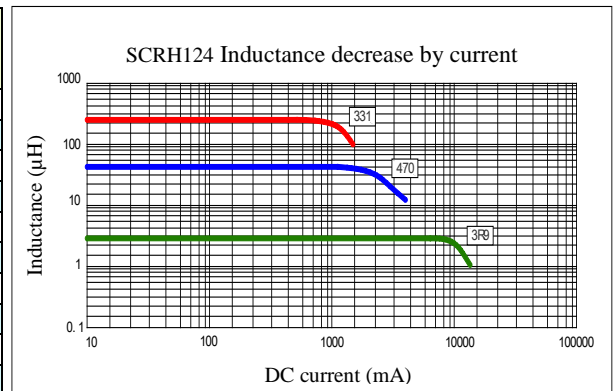
### • Features

1. Magnetically shielded construction
2. Excellent Power Density
3. Engineered to Provide High Efficiency

## CHARACTERISTICS



Part Number	Inductance (uH) (1)	Test Frequency	DC Resistance (Ω MAX) (2)	Saturation Current (3) (A)	Temperature Current (4) (A)
SCRH124-3R9	3.9	100KHZ	15m	6.5	6.0
SCRH124-4R7	4.7	100KHZ	18m	5.7	5.4
SCRH124-6R8	6.8	100KHZ	23m	4.9	4.8
SCRH124-8R2	8.2	100KHZ	26m	4.6	4.4
SCRH124-100	10	100KHZ	28m	4.5	4.1
SCRH124-120	12	100KHZ	38m	4.0	3.9
SCRH124-150	15	100KHZ	50m	3.2	3.5
SCRH124-180	18	100KHZ	57m	3.1	3.1
SCRH124-220	22	100KHZ	66m	2.9	3.0
SCRH124-270	27	100KHZ	80m	2.8	2.7
SCRH124-330	33	100KHZ	97m	2.7	2.43
SCRH124-390	39	100KHZ	132m	2.1	2.07
SCRH124-470	47	100KHZ	160m	1.9	1.87
SCRH124-560	56	100KHZ	190m	1.8	1.77
SCRH124-680	68	100KHZ	220m	1.5	1.60
SCRH124-820	82	100KHZ	260m	1.3	1.44
SCRH124-101	100	100KHZ	308m	1.2	1.36
SCRH124-121	120	100KHZ	380m	1.1	1.23
SCRH124-151	150	100KHZ	530m	0.95	1.16
SCRH124-181	180	100KHZ	620m	0.85	1.05
SCRH124-221	220	100KHZ	700m	0.80	0.95
SCRH124-271	270	100KHZ	870m	0.60	0.86
SCRH124-331	330	100KHZ	990m	0.50	0.78



(1). Inductance tolerance for 3.9uH~8.2uH:  $\pm 30\%$ , for 10uH~330uH:  $\pm 20\%$ . Tested at 0.25V, 0ADC and 25°C

(2). DCR measured at 25°C.

(3). The DC current at which the inductance decreases by 25% from its initial value.

(4). The DC current that results in a 40°C temperature rise from 25°C ambient.

[Click here for QUANTITY PER REEL & PACKING INFORMATION](#)

Custom versions available upon request.