


# Versatile Filtered Power Entry Module



- Rated currents up to 6 A
- Single or dual-fuse holder
- Fuses Ø6.3 x 32 mm or Ø5 x 20 mm
- Voltage selector 100/120/230/240 V
- General purpose application
- Optional medical versions (B type)



### Performance indicators

Attenuation performance



Rated current [A]



## Technical Specifications

<b>Maximum continuous operating voltage</b>	250 VOLT, 50/60 Hz
<b>Operating frequency</b>	DC to 400 Hz
<b>Rated currents</b>	2 to 6 A @ 40°C max.
<b>High potential test voltage</b>	P → PE 2000 VAC for 2 sec (standard types) P → PE 2500 VAC for 2 sec (B types) P → N 760 VAC for 2 sec
<b>Protection category</b>	IP 40 according to IEC 60529
<b>Temperature range (operation and storage)</b>	-25°C to +85°C (25/85/21)
<b>Design corresponding to</b>	UL 1283, CSA 22.2 No. 8 1986, IEC/EN 60939
<b>Flammability corresponding to</b>	UL 94 V-2 or better
<b>MTBF @ 40°C/230 V (Mil-HB-217F)</b>	550,000 hours
<b>Voltage selector description</b>	VOL-SE 4SP-4
<b>Function</b>	Series/parallel
<b>Voltage marking</b>	
<b>1st</b>	100
<b>2nd</b>	120
<b>3rd</b>	230
<b>4st</b>	240
<b>Closed internal contact corresponding to</b>	
<b>1st</b>	a, c, e
<b>2st</b>	b, c, e
<b>3st</b>	3st a, d
<b>4st</b>	b, d

\* Other selected voltage marking on request.

### Approvals & Compliances



The FN 370 power entry module combines an IEC inlet, a mains filter with a single or dual-fuse holder and a voltage selector. Choosing FN 370 product line brings you the rapid availability of a standard filter associated with the necessary safety acceptances. Standard IEC connector filters are a practical solution helping you to pass EMI system approval in a short time. A wide selection on amperage ratings, fuse options, mounting possibilities and filters for medical applications are designed to offer you the desired solution.

### Features and Benefits

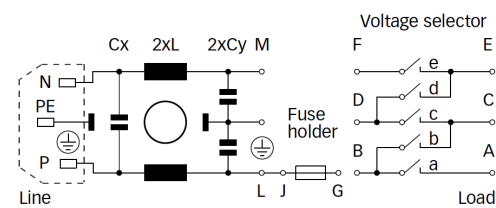
- Good conducted attenuation performance, based on chokes with high saturation resistance and excellent thermal behavior
- Rear/front or snap-in mounting
- Single or dual-fuse holder
- USA Ø6.3 x 32 mm or EU Ø5 x 20 mm fuses
- Two attenuation performance ranges
- Voltage selector 100/120/230/240 V
- Custom-specific versions are available on request

### Typical Applications

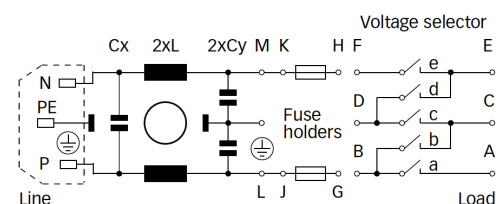
- Portable electrical and electronic equipment
- Consumer goods
- EDP and office equipment
- Single-phase power supplies, switch-mode power supplies
- Test and measurement equipment
- Medical equipment

### Typical electrical schematic

FN 370 / FN 376



FN 372 / FN 378 / FN 379



## Filter Selection Table

Filter*	Rated current @ 40°C (25°C) [A]	Leakage current** @ 230 VAC/50 Hz [μA]	Inductance L [mH]	Capacitance		Resistance R [kΩ]	Output connections	Fuses*** [Qty]	Weight [g]
				Cx [nF]	Cy [nF]				
<b>FN 370-2-2 z</b>	2 (2.4)	373	0.70	47	2.2		13	1	55
<b>FN 370-4-2 z</b>	4 (4.8)	373	0.30	47	2.2		13	1	55
<b>FN 370-6-2 z</b>	6 (7.2)	373	0.18	47	2.2		13	1	55
<b>FN 372-2-2 z</b>	2 (2.4)	373	0.70	47	2.2		13	2	55
<b>FN 372-4-2 z</b>	4 (4.8)	373	0.30	47	2.2		13	2	55
<b>FN 372-6-2 z</b>	6 (7.2)	373	0.18	47	2.2		13	2	55
<b>FN 378-2-2 z</b>	2 (2.4)	373	0.70	47	2.2		13	2	60
<b>FN 378-4-2 z</b>	4 (4.8)	373	0.30	47	2.2		13	2	60
<b>FN 378-6-2 z</b>	6 (7.2)	373	0.18	47	2.2		13	2	60
<b>FN 379-2-2 z</b>	2 (2.4)	373	2.00	47	2.2		13	2	70
<b>FN 379-4-2 z</b>	4 (4.8)	373	0.80	47	2.2		13	2	70
<b>FN 379-6-2 z</b>	6 (7.2)	373	0.50	47	2.2		13	2	70
<b>FN 379 B-2-2 z</b>	2 (2.4)	2	2.00	47		1000	13	2	70
<b>FN 379 B-4-2 z</b>	4 (4.8)	2	0.80	47		1000	13	2	70
<b>FN 379 B-6-2 z</b>	6 (7.2)	2	0.50	47		1000	13	2	70

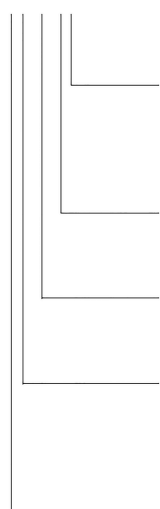
\* Select the requested fuse holder for fuse EUR-1 or USA-1 (z).





\*\* Maximum leakage under normal operating conditions. Note: if the neutral line is interrupted, worst case leakage could reach twice this level.

\*\*\* Filters are delivered without fuse.

### Product selector

FN 37xx-y-zz



- 1: Fuse Ø5 x 20mm (FUSE-H EUR-1)
- 2: Fuse Ø6.3 x 32mm (FUSE-H USA-1)
- 2: Voltage selector, series / parallel 100/120/230/240V
- 2 to 6: Rated current
- Blank: Standard version
- B: Medical version (with bleed resistor and without Y2-capacitor)
- 0:  Snap-in version, single-fuse, standard performance
- 2:  Snap-in version, dual-fuse, standard performance
- 8:  Flange mounting version, dual-fuse, standard performance
- 9:  Flange mounting version, dual-fuse, high performance

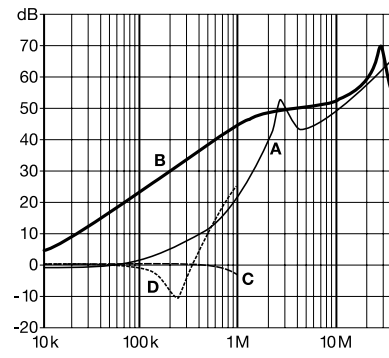
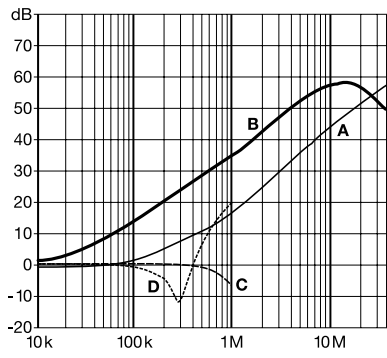
For example: FN 370-6-21, FN 378-4-22, FN 379 B-2-22

### Typical Filter Attenuation

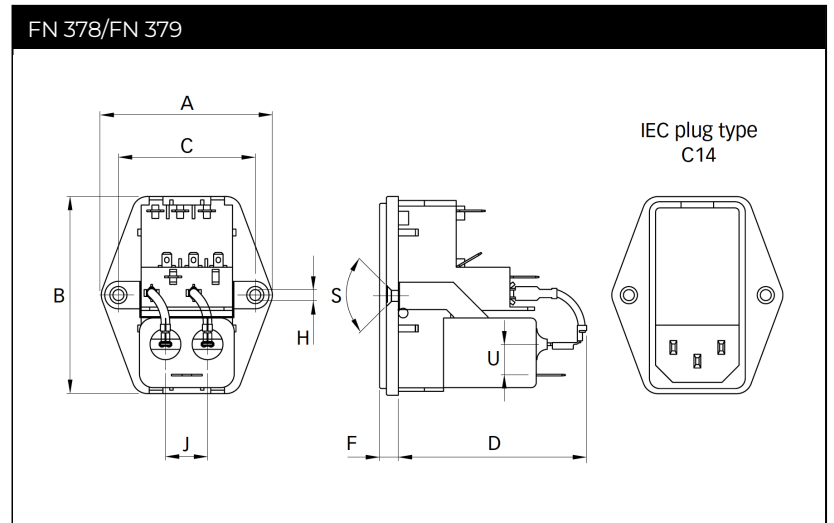
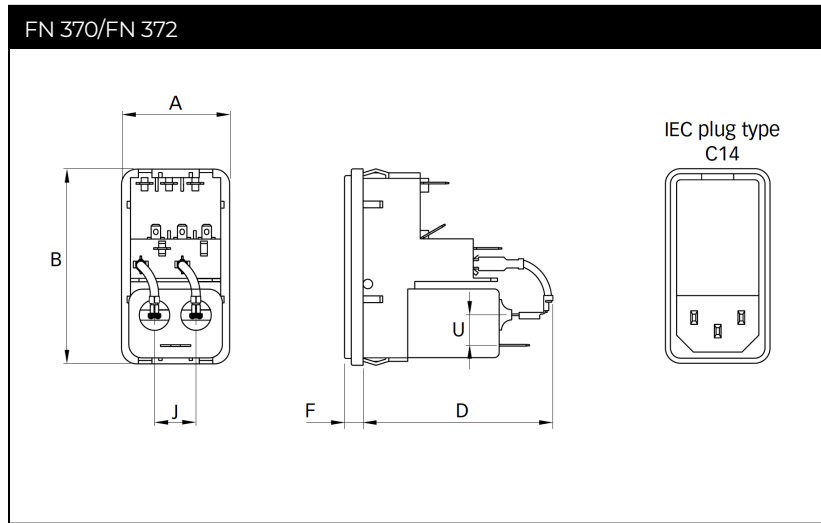
Per CISPR 17; A=50 Ω/50 Ω sym; B=50 Ω/50 Ω asym; C=0.1 Ω/100 Ω sym; D=100 Ω/0.1 Ω sym

FN 370/FN 372/FN 378

FN 379

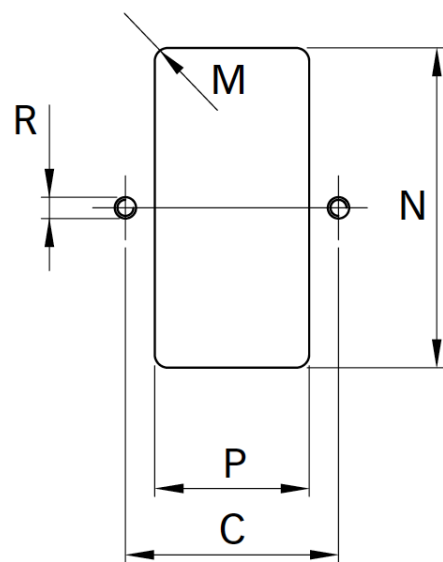
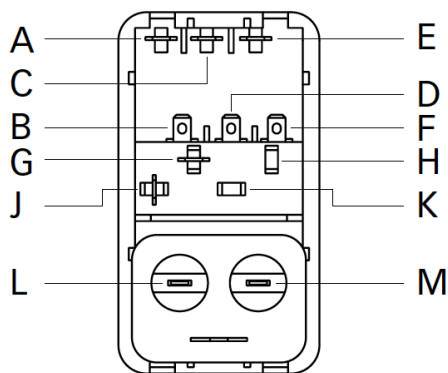


### Mechanical Data



Connection designation

Panel cut out



## Dimensions

	FN 370	FN 372	FN 378	FN 379	Tolerances
<b>A</b>	32	32	50	50	±0.3
<b>B</b>	58	58	58	58	±0.3
<b>C</b>			40	40	±0.1
<b>D</b>	54	54	54	64.5	
<b>F</b>	5.5	5.5	5.5	5.5	
<b>H</b>			Ø3.3	Ø3.3	
<b>J</b>	12.5	12.5	12.5	12.5	
<b>M</b>	R ≤2	R ≤2	R ≤2	R ≤2	±0.1
<b>N</b>	55.9*/56.2**	55.9*/56.2**	55.9*/56.2**	55.9*/56.2**	+0.2/-0
<b>P</b>	28.5	28.5	28.5	28.5	+0.2/-0
<b>R</b>			M3	M3	
<b>S</b>			90°	90°	
<b>U</b>	9	9	9	9	

\* For a panel thickness between 0.8 and 3 mm

\*\* For a back panel thickness between 2.1 and 3.2 mm

All dimensions in mm; 1 inch = 25.4 mm

Tolerances according: ISO 2768-m/EN 22768-m

Please visit [www.schaffner.com](http://www.schaffner.com) to find more details on filter connectors.



## Headquarters, Global Innovation and Development

### Switzerland

#### Schaffner Holding AG

Industrie Nord  
 Nordstrasse 11e  
 4542  
 Luterbach  
 +41 32 681 66 26  
[info@schaffner.com](mailto:info@schaffner.com)

## Sales and Application Centers

### China

#### Schaffner EMC Ltd. Shanghai

T20-3 C, No 565 Chuangye Road, Pudong district  
 201201  
 Shanghai  
 +86 2138139500  
[cschina@schaffner.com](mailto:cschina@schaffner.com)

### Finland

#### Schaffner Oy

Sauvonrinne 19 H  
 8500  
 Lohja  
 +358 50 468 7284  
[finlandsales@schaffner.com](mailto:finlandsales@schaffner.com)

### France

#### Schaffner EMC S.A.S.

16-20 Rue Louis Rameau  
 95875  
 Bezons  
 +33 1 34 34 30 60  
[francesales@schaffner.com](mailto:francesales@schaffner.com)

### Germany

#### Schaffner Deutschland GmbH

Schoemperlenstrasse 12B  
 76185  
 Karlsruhe  
 +49 721 56910  
[germanysales@schaffner.com](mailto:germanysales@schaffner.com)

### India

#### Schaffner India Pvt. Ltd

Regus World Trade Centre  
 WTC, 22nd Floor Unit No 2238, Brigade Gateway Campus, 26/1, Dr. Rajkumar Road Malleshwaram (W)  
 560055  
 Bangalore  
 +91 8067935355  
[indiasales@schaffner.com](mailto:indiasales@schaffner.com)

### Italy

#### Schaffner EMC S.r.l.

Via Ticino, 30  
 20900  
 Monza (MB)  
 +39 039 21 41 070  
[italysales@schaffner.com](mailto:italysales@schaffner.com)

### Japan

#### Schaffner EMC K.K.

ISM Sangenjaya 7F  
 1-32-12 Kamiuma, Setagaya-ku  
 154-0011  
 Tokyo  
 +81 3 5712 3650  
[japansales@schaffner.com](mailto:japansales@schaffner.com)

### Singapore

#### Schaffner EMC Pte Ltd.

Blk 3015A Ubi Road 1, #05-09, Kampong Ubi Industrial Estate  
 408705  
 Singapore  
 +65 63773283  
[singaporesales@schaffner.com](mailto:singaporesales@schaffner.com)

### Spain

#### Schaffner EMC España

Calle Caléndula 93, Miniparc III, Edificio E El Soto de Moraleja, Alcobendas  
 28109  
 Madrid  
 +34 917 912 900  
[spainsales@schaffner.com](mailto:spainsales@schaffner.com)

### Sweden

#### Schaffner EMC AB

Östermalmstrorg 1  
 114 42  
 Stockholm  
 +46 8 5050 2425  
[swedensales@schaffner.com](mailto:swedensales@schaffner.com)

### Switzerland

#### Schaffner EMV AG

Industrie Nord  
 Nordstrasse 11e  
 4542  
 Luterbach  
 +41 32 681 66 26  
[switzerlandsales@schaffner.com](mailto:switzerlandsales@schaffner.com)

### Taiwan

#### Schaffner EMV Ltd.

U-Town  
 20 Floor-2, No 97, Section 1, XinTai 5th Road, XiZhi District  
 22175  
 New Taipei City  
 +886 226975500  
[taiwansales@schaffner.com](mailto:taiwansales@schaffner.com)

### Thailand

#### Schaffner EMC Co. Ltd.

Sathorn Square Tower  
 Room 3780, 37FL, 98 North-Sathorn Rd, Silom, Bangrak  
 10500  
 Bangkok  
 +66 621056397  
[thailandsales@schaffner.com](mailto:thailandsales@schaffner.com)

### United Kingdom

#### Schaffner Ltd.

1, Oakmede Place  
 Terrace Road  
 RG42 4JF  
 Binfield  
 +44 118 9770070  
[uksales@schaffner.com](mailto:uksales@schaffner.com)

### United States

#### Schaffner EMC Inc.

52 Mayfield Avenue  
 Edison, New Jersey  
 +1 732 225 9533  
[usasales@schaffner.com](mailto:usasales@schaffner.com)

To find your local partner within Schaffner's global network [schaffner.com](http://schaffner.com)

© 2022 Schaffner Group

The content of this document has been carefully checked and understood. However, neither Schaffner nor its subsidiaries assume any liability whatsoever for any errors or inaccuracies of this document and the consequences thereof. Published specifications are subject to change without notice. Product suitability for any area of application must ultimately be determined by the customer. In all cases, products must never be operated outside their published specifications. Schaffner does not guarantee the availability of all published products. This disclaimer shall be governed by substantive Swiss law and resulting disputes shall be settled by the courts at the place of business of Schaffner Holding AG. Latest publications and a complete disclaimer can be downloaded from the Schaffner website. All trademarks recognized.