


MINIATURE CERAMIC SMD OSCILLATOR (7.0 x 5.0 x 1.5mm)

FEATURES:

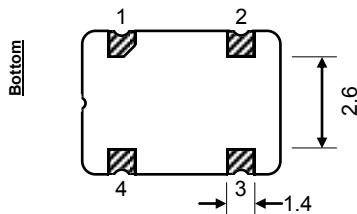
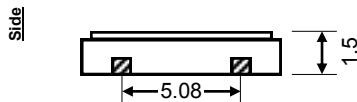
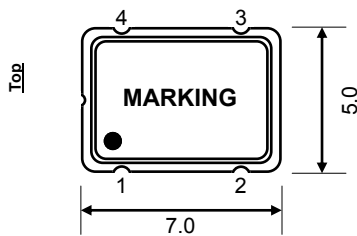
- STANDARD SMD PACKAGE OSCILLATOR
- LOW NOISE / LOW CURRENT
- LOW COST / SHORT LEAD TIME



■ SPECIFICATION

FREQUENCY RANGE	25KHz ~ 165.000MHz	25KHz ~ 200.000MHz	25KHz ~ 150.000MHz	
FREQUENCY STABILITY	±10ppm ~ ±100ppm			
OPERATING TEMPERATURE RANGE	STD: 0°C ~ 70°C, Option: -40°C ~ 85°C, -55°C ~ 125°C (See P/N guide for other options)			
STORAGE TEMPERATURE RANGE	-55°C ~ 125°C			
SUPPLY VOLTAGE ±10%	1.8V _{DC} ~ 2.5V _{DC}	3.3V _{DC}	5.0V _{DC}	
SUPPLY CURRENT	1MHz ≤ f < 25MHz	12mA max.	15mA max.	
	25MHz ≤ f < 50MHz	15mA max.	20mA max.	
	50MHz ≤ f < 70MHz	20mA max.	30mA max.	
	70MHz ≤ f < 125MHz	30mA max.	60mA max.	
	125MHz ≤ f	40mA max.	60mA max.	80mA max.
OUTPUT	LOGIC FAMILY	HCMOS, TTL, CMOS/TTL		
	LOAD	15pF	30pF max. (15pF typ.)	50pF max. (15pF typ.)
	LEVEL LOGIC '1' (V_{OH})	HCMOS: 0.9 x V _{DD} min. TTL: 2.4V _{DC} min.		
	LEVEL LOGIC '0' (V_{OL})	HCMOS: 0.1 x V _{DD} max. TTL: 0.4V _{DC} max.		
	SYMMETRY(DUTY CYCLE)	STD: 40% / 60% , Option: 45% / 55%		
	RISE AND FALL TIME (Tr/Tf)	7nS max.	8nS max.	10nS max.
	START-UP TIME	10mS max.		
STAND-BY VOLTAGE	ENABLE (V_{IH})	0.7 x V _{DD} ≤ V _{IH} ≤ V _{DD} or N/C		
	DISABLE (V_{IL})	V _{IL} ≤ 0.3 x V _{DD}		
ENABLE/DISABLE DELAY TIME	10mS max.			
AGING @ 25°C ± 3°C	±3.0ppm / 1 st year max.			
PHASE JITTER RMS (12kHz ~ 20MHz)	1pS max.			

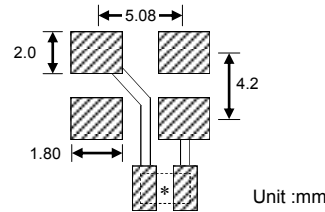
■ PACKAGE DIMENSIONS



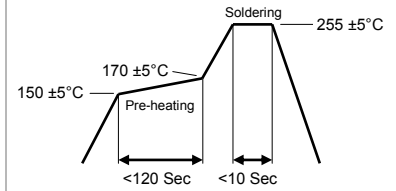
Unit : mm

Pin Configuration	
1	N.C. or En/Dis
2	GND
3	Output
4	V _{DD}

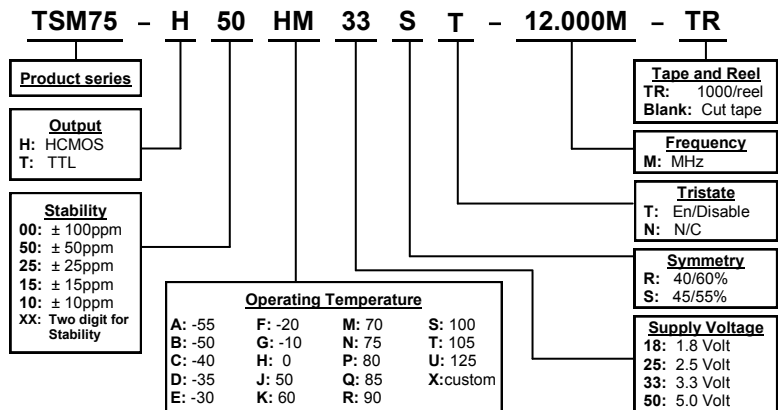
■ SOLDER PATTERN



■ REFLOW PROFILE



■ PART NUMBERING GUIDE



Transko Electronics, Inc reserves the right to make changes to the product (s), service (s), and specification (s) described herein without notice. See "Terms of Sale" for details on our website.