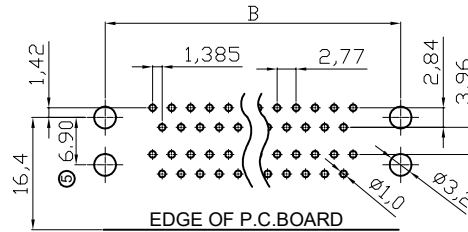
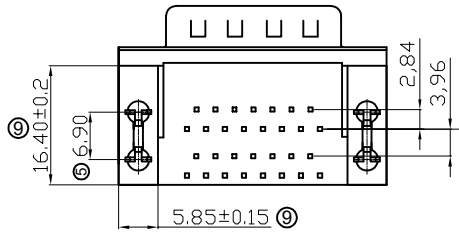
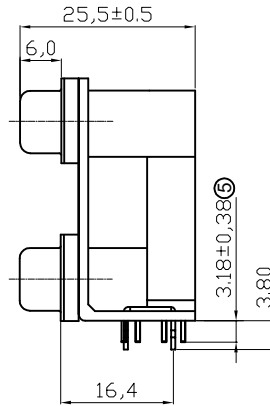
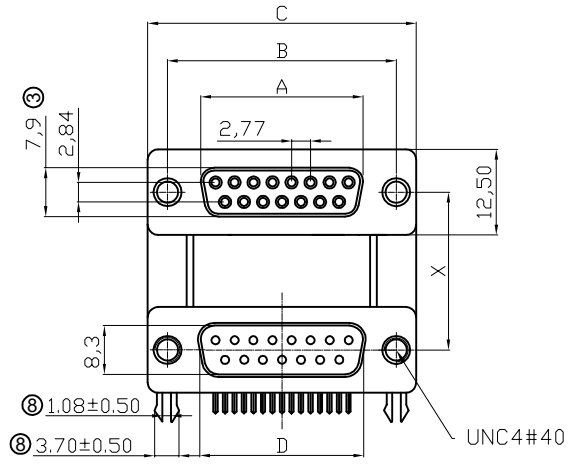


Without Screw



RECOMMENDED P.C.B LAYOUT (TOP VIEW)
TOLERANCES: ±0.10mm

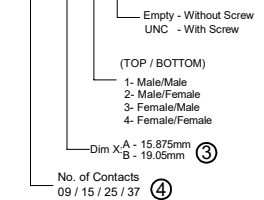
SPECIFICATION
MATERIAL
 Insulator: PBT, rated UL94V-0, black
 Contacts: Copper alloy
 Shell: Steel : 7439-89-6
 Rivet,Boardlock: Copper alloy

CONTACT PLATING
 Contact area: Gold flash
 Solder tails: 100u" Tin over 40u" Nickel
 Shell plating: Tin plated
 Underplate: 50u" Nickel

ELECTRICAL
 Operation voltage: 250 VAC max.
 Current rating: 3 Amps max.
 Contact resistance: 25 mohms max.
 Insulation resistance: 3000 Mohms min @ 500 VDC
 Dielectric withstanding voltage: 1000 VAC / minute
 Operating temperature: -55°C ~ +105°C

① Order Code:

⑥ A-DD xx - x - x - x



Dimensions

POSITION	A	B	C	D
9	16.30	25.00	30.8	16.92
15	24.60	33.30	39.2	25.25
25	38.30	47.10	53.1	38.96
37	54.80	63.50	69.4	55.42

G

RoHS compliant
Unit: mm

Scale	Free	⑨	Add dimensions and tolerances	11.11.2021	Peter		Date	Name
TOLERANCE		⑧	Add dimensions and tolerances	10.11.2021	Peter	Drawn	31.08.2012	Winnie
X.	±0.50	⑦	Add version with UNC 4-#40 and adjust distribution	30.01.2019	Xavier	Approved	11.11.2021	Peter
X.X	±0.30	⑥	Add contact style	20.03.2015	Winnie			
X.XX	±0.20	⑤	Correct the 7.90mm into 6.90mm	15.08.2014	Winnie			
DIM	TOL	④	Update	24.04.2013	Winnie			
Angle	±5°	Id.	Modification	Date	Name			

Description. D-SUB Connector Right Angle	
ASSMANN WSW-No. A-DD XX X-X	
Drawing-No.	rev09
ASS 4956 CO	
Customer-No.	Sheet 1/2

H

A

B

C

D

E

F

G

H

1

2

3

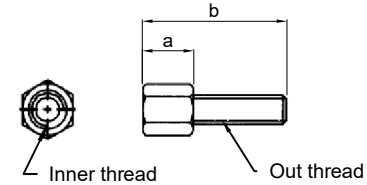
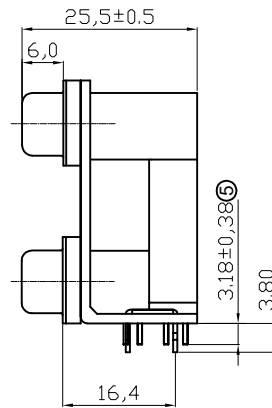
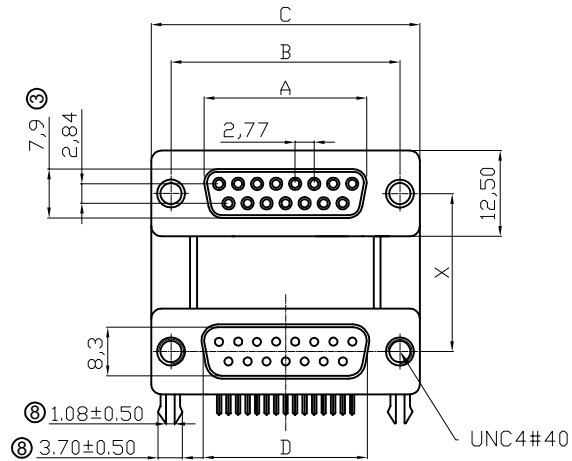
4

5

6

7

With Screw



Dim. a	Dim. b	Inner thread	Out thread
4.8	11.8	4-#40	4-#40

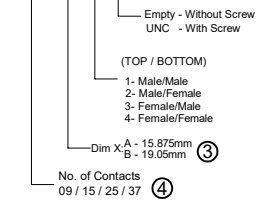
SPECIFICATION
MATERIAL
 Insulator: PBT, rated UL94V-0, black
 Contacts: Copper alloy
 Shell: Steel : 7439-89-6
 Rivet, Boardlock: Copper alloy

CONTACT PLATING
 Contact area: Gold flash
 Solder tails: 100u" Tin over 40u" Nickel
 Shell plating: Tin plated
 Underplate: 50u" Nickel

ELECTRICAL
 Operation voltage: 250 VAC max.
 Current rating: 3 Amps max.
 Contact resistance: 25 mohms max.
 Insulation resistance: 3000 Mohms min @ 500 VDC
 Dielectric withstanding voltage: 1000 VAC / minute
 Operating temperature: -55°C ~ +105°C

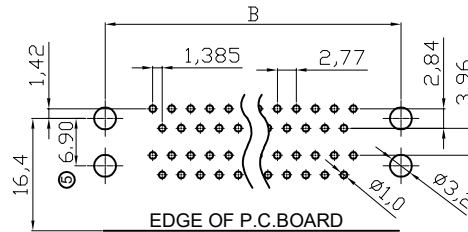
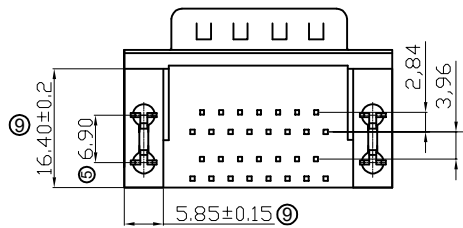
① Order Code:

⑥ A-DD xx - x - x - x



Dimensions

POSITION	A	B	C	D
9	16.30	25.00	30.8	16.92
15	24.60	33.30	39.2	25.25
25	38.30	47.10	53.1	38.96
37	54.80	63.50	69.4	55.42



RECOMMENDED P.C.B LAYOUT (TOP VIEW)
 TOLERANCES: ±0.10mm

G	RoHS compliant Unit: mm	Scale	Free	⑨	Add dimensions and tolerances	11.11.2021	Peter		Date	Name	Description. D-SUB Connector Right Angle UNC Screw	
		TOLERANCE		⑧	Add dimensions and tolerances	10.11.2021	Peter	Drawn	31.08.2012	Winnie		
H		X.	±0.50	⑦	Add version with UNC 4-#40 and adjust distribution	30.01.2019	Xavier	Approved	11.11.2021	Peter	ASSMANN WSW-No. ⑦ A-DD XX X-X-UNC	
		X.X	±0.30	⑥	Add contact style	20.03.2015	Winnie					
		X.XX	±0.20	⑤	Correct the 7.90mm into 6.90mm	15.08.2014	Winnie				Drawing-No.	
		DIM	TOL	④	Update	24.04.2013	Winnie				ASS 4956 CO	rev09
		Angle	±5°	Id.	Modification	Date	Name				Customer-No.	Sheet 2/2