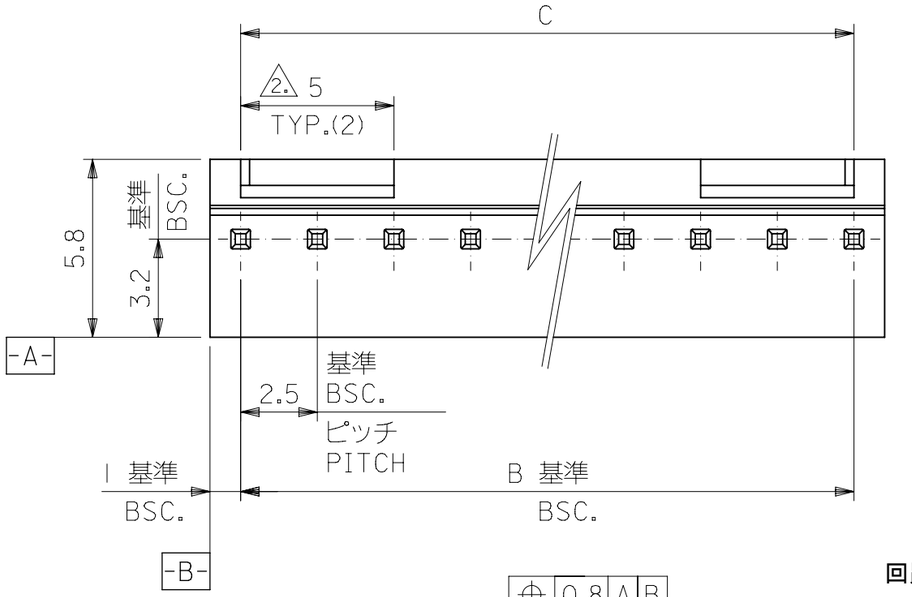

公差非累積
NON-ACCUMULATIVE

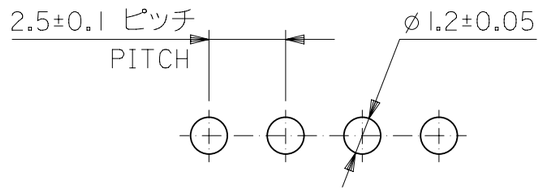

基板取付穴推奨寸法
RECOMMENDED P.C.BOARD HOLE DIM.

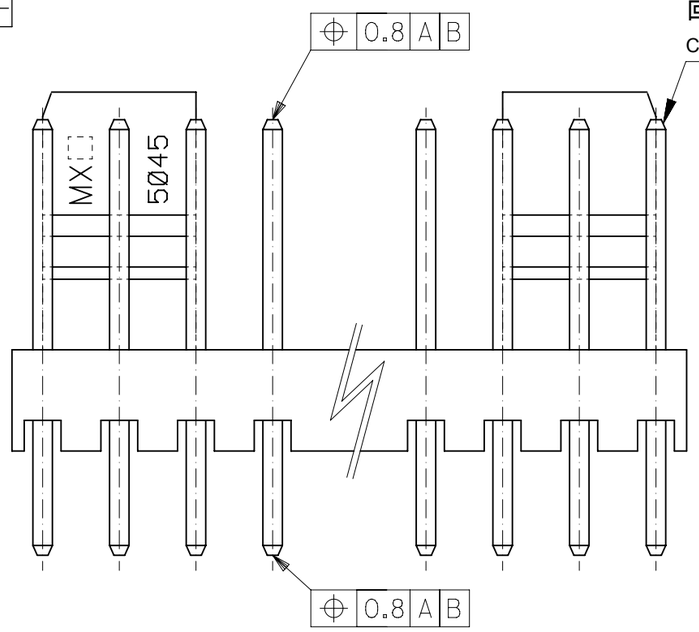

回路番号 1
CIRCUIT NO.1

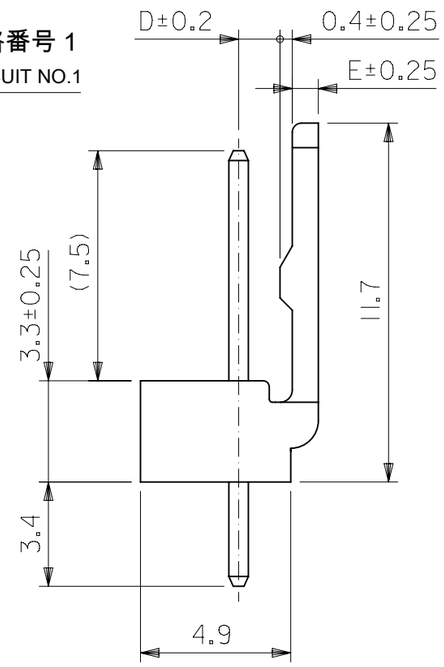

注：
NOTE

1. 材料
MATERIAL
ピン：□0.635×14.2黄銅、銅下地錫めっき
PIN：□0.635×14.2 BRASS TIN OVER COPPER PLATING
ウエハー：ポリアミド、UL94V-0
WAFER: POLYAMIDE,UL94V-0

2. 6極以上に適応
TO BE APPLIED FOR 6 CKT.AND MORE THAN 6 CKT.

3. 5極以下はロック部スリットなし
NO SLIT IS PROVIDED FOR 5 CKT.AND LESS THAN 5 CKT.

4. ELV 及び RoHS 適合品
ELV AND RoHS COMPLIANT

1.35	0.85	35 $^{+0.3}_{-0.45}$	35	22 04 1151	15
		32.5 $^{+0.25}_{-0.45}$	32.5	1141	14
		30 $^{+0.25}_{-0.4}$	30	1131	13
		27.5 $^{+0.25}_{-0.4}$	27.5	1121	12
		25 $^{+0.2}_{-0.4}$	25	1111	11
		22.5 $^{+0.2}_{-0.4}$	22.5	1101	10
		20 $^{+0.15}_{-0.35}$	20	1091	9
		17.5 $^{+0.15}_{-0.35}$	17.5	1081	8
		15 $^{+0.1}_{-0.3}$	15	1071	7
		12.5 $^{+0.1}_{-0.3}$	12.5	1061	6
		10 $^{+0.15}_{-0.3}$	10	1051	5
1.35	0.85	7.5 $^{+0.15}_{-0.3}$	7.5	1041	4
1.2	1	5 $^{+0.15}_{-0.3}$	5	1031	3
1.2	1	2.5 $^{+0.15}_{-0.3}$	2.5	22 04 1021	2
D	E	C	B	ORDER No.	極数 CKT.

MODEL No. : 5045-**A

THIS DRAWING CONTAINS INFORMATION THAT IS PROPRIETARY TO MOLEX ELECTRONIC TECHNOLOGIES, LLC AND SHOULD NOT BE USED WITHOUT WRITTEN PERMISSION

REVISED
EC NO: 167225 2017/10/18
DRWN: KYAMADA02 2017/10/26
CHK'D: SAKIYAMA 2017/10/26
APPR: TKANEKO

GENERAL TOLERANCES (UNLESS SPECIFIED)

ANGULAR TOL ±	3.0	°
4 PLACES	±	0.4
3 PLACES	±	0.4
2 PLACES	±	0.4
1 PLACE	±	0.4
0 PLACES	±	0.4

DRAFT WHERE APPLICABLE MUST REMAIN WITHIN DIMENSIONS

REV: M

DIMENSION UNITS: mm
SCALE: 5:1
DRWN BY: KKOHAMA DATE: 2000/03/27
CHK'D BY: KASAKAWA DATE: 2012/01/30
APPR BY: NUKITA DATE: 2013/06/13
DRAWING SIZE: A3
THIRD ANGLE PROJECTION

molex®

MINI-LATCH 2.5 HEADER ASS'Y ST
WITH LOCK

PRODUCT CUSTOMER DRAWING

SERIES	MATERIAL NUMBER	CUSTOMER
5045	SEE CHART	GENERAL MARKET

DOCUMENT NUMBER	DOC TYPE	DOC PART	SHEET NUMBER
SD-5045-NA	PSD	001	1 OF 1

RELEASE STATUS	P1	RELEASE DATE	26.10.2017 10:47:45

FORMAT: master-tb-prod-A3
REVISION: G
DATE: 2017/02/06