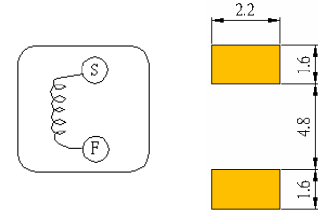
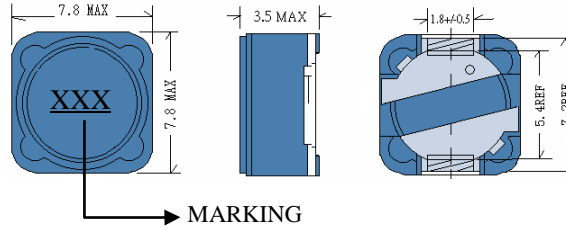


# SCRH73

## SMD POWER INDUCTORS



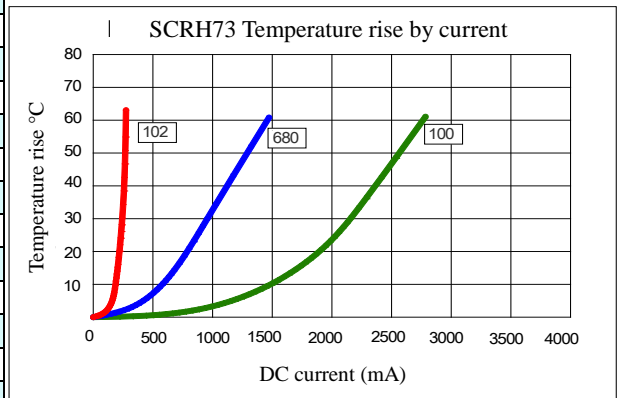
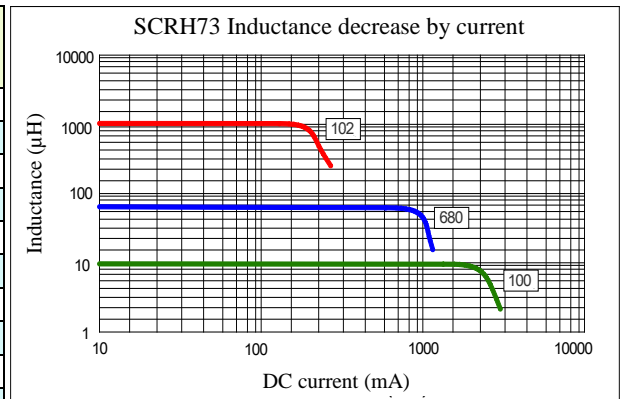
### • Features

1. Magnetically shielded construction
2. Excellent Power Density
3. Engineered to Provide High Efficiency

## ELECTRICAL CHARACTERISTICS



Part Number	Inductance (uH) (1)	Test Frequency	DC Resistance (Ω MAX) (2)	Saturation Current (3) (A)	Temperature Current (4) (A)
SCRH73-100	10	1KHZ	72m	1.68	1.68
SCRH73-120	12	1KHZ	98m	1.52	1.52
SCRH73-150	15	1KHZ	0.13	1.33	1.46
SCRH73-180	18	1KHZ	0.14	1.20	1.44
SCRH73-220	22	1KHZ	0.19	1.07	1.28
SCRH73-270	27	1KHZ	0.21	0.96	1.26
SCRH73-330	33	1KHZ	0.24	0.91	1.18
SCRH73-390	39	1KHZ	0.32	0.77	1.00
SCRH73-470	47	1KHZ	0.36	0.76	0.91
SCRH73-560	56	1KHZ	0.47	0.68	0.81
SCRH73-680	68	1KHZ	0.52	0.61	0.79
SCRH73-820	82	1KHZ	0.69	0.57	0.74
SCRH73-101	100	1KHZ	0.79	0.50	0.65
SCRH73-121	120	1KHZ	0.89	0.49	0.63
SCRH73-151	150	1KHZ	1.29	0.43	0.55
SCRH73-181	180	1KHZ	1.45	0.39	0.51
SCRH73-221	220	1KHZ	1.65	0.35	0.46
SCRH73-271	270	1KHZ	2.31	0.32	0.45
SCRH73-331	330	1KHZ	2.62	0.28	0.40
SCRH73-391	390	1KHZ	2.94	0.26	0.37
SCRH73-471	470	1KHZ	4.18	0.24	0.34
SCRH73-561	560	1KHZ	4.67	0.22	0.31
SCRH73-681	680	1KHZ	5.73	0.19	0.27
SCRH73-821	820	1KHZ	6.54	0.18	0.27
SCRH73-102	1000	1KHZ	9.44	0.16	0.23



- (1). Inductance tolerance  $\pm 20\%$  tested at 0.25V, 0ADC and 25°C
- (2). DCR measured at 25°C.
- (3). The DC current at which the inductance decreases by 25% from its initial value.
- (4). The DC current that results in a 40°C temperature rise from 25°C ambient.

[Click here for QUANTITY PER REEL & PACKING INFORMATION](#)

Custom versions available upon request.



[belfuse.com/signal](http://belfuse.com/signal)

© 2019 Signal Transformer – Specification subject to change without notice. 12.19

128 Atlantic Avenue, Lynbrook, NY 11563  
 Toll Free 866-239-5777 • Tel 516-239-5777 • Fax 516-239-7208  
[Sales@signaltransformer.com](mailto:Sales@signaltransformer.com) • [techhelp@signaltransformer.com](mailto:techhelp@signaltransformer.com)