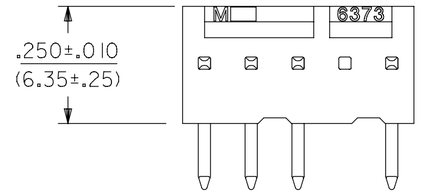

NOTES:

1. MATERIAL: NYLON, UL94V-0, COLOR: WHITE
2. FINISH:
   (197) OVERALL REFLOWED MATTE TIN: 0.00152/.000060 MIN.
   OVER 0.00127/.000050 MIN. NICKEL OVERALL.
   (228) SELECT GOLD: 0.00076/.000030 MIN.
   SELECT TIN: 0.00254/.000100 MIN.
   OVERALL NICKEL UNDERPLATE: 0.00127/.000050 MIN.
   (241) SELECT GOLD: 0.00051/.000020 MIN.
   SELECT TIN: 0.00254/.000100 MIN.
   OVERALL NICKEL UNDERPLATE: 0.00127/.000050 MIN.
3. PARTS CONFORM TO PRODUCT SPECIFICATION PS-10-07.
4. PACKAGING INFORMATION: SEE LEGEND.
5. PARTS ARE STACKABLE END TO END ON .100/(2.54) CENTERS.
6. PIN PUSH OUT FORCE: 2 LBS. MIN.
7. CIRCUIT ONE DESIGNATION IS USED TO DEFINE VOID LOCATION. CIRCUIT ONE MAY OR MAY NOT LINE UP WITH CIRCUIT ONE ON THE MATING HOUSING.
8. PARTS CONFORM TO CLASS 'B' REQUIREMENTS OF COSMETIC SPECIFICATION PS-45499-002.

NO. OF CKTS.	DIM. A	DIM. B
28	2.800 / 2.780 (71.12 / 70.61)	2.700 ± .010 (68.58 ± .25)
27	2.700 / 2.680 (68.58 / 68.07)	2.600 ± .010 (66.04 ± .25)
26	2.600 / 2.580 (66.04 / 65.53)	2.500 ± .010 (63.50 ± .25)
25	2.500 / 2.480 (63.50 / 62.99)	2.400 ± .010 (60.96 ± .25)
24	2.400 / 2.380 (60.96 / 60.45)	2.300 ± .010 (58.42 ± .25)

NO. OF CKTS.	DIM. A	DIM. B
23	2.300 / 2.282 (58.42 / 57.96)	2.200 ± .009 (55.88 ± .23)
22	2.200 / 2.182 (55.88 / 55.42)	2.100 ± .009 (53.34 ± .23)
21	2.100 / 2.082 (53.34 / 52.88)	2.000 ± .009 (50.80 ± .23)
20	2.000 / 1.982 (50.80 / 50.34)	1.900 ± .009 (48.26 ± .23)
19	1.900 / 1.882 (48.26 / 47.80)	1.800 ± .009 (45.72 ± .23)
18	1.800 / 1.784 (45.72 / 45.31)	1.700 ± .008 (43.18 ± .20)
17	1.700 / 1.684 (43.18 / 42.77)	1.600 ± .008 (40.64 ± .20)
16	1.600 / 1.584 (40.64 / 40.23)	1.500 ± .008 (38.10 ± .20)
15	1.500 / 1.484 (38.10 / 37.69)	1.400 ± .008 (35.56 ± .20)
14	1.400 / 1.386 (35.56 / 35.20)	1.300 ± .007 (33.02 ± .18)
13	1.300 / 1.286 (33.02 / 32.66)	1.200 ± .007 (30.48 ± .18)
12	1.200 / 1.186 (30.48 / 30.12)	1.100 ± .007 (27.94 ± .18)
11	1.100 / 1.086 (27.94 / 27.58)	1.000 ± .007 (25.40 ± .18)
10	1.000 / .986 (25.40 / 25.04)	.900 ± .006 (22.86 ± .15)
9	.900 / .886 (22.86 / 22.50)	.800 ± .006 (20.32 ± .15)
8	.800 / .786 (20.32 / 19.96)	.700 ± .006 (17.78 ± .15)
7	.700 / .686 (17.78 / 17.42)	.600 ± .005 (15.24 ± .13)
6	.600 / .586 (15.24 / 14.88)	.500 ± .005 (12.70 ± .13)
5	.500 / .488 (12.70 / 12.40)	.400 ± .005 (10.16 ± .13)
4	.400 / .388 (10.16 / 9.86)	.300 ± .005 (7.62 ± .13)
3	.300 / .288 (7.62 / 7.32)	.200 ± .004 (5.08 ± .10)
2	.200 / .188 (5.08 / 4.78)	.100 ± .004 (2.54 ± .10)

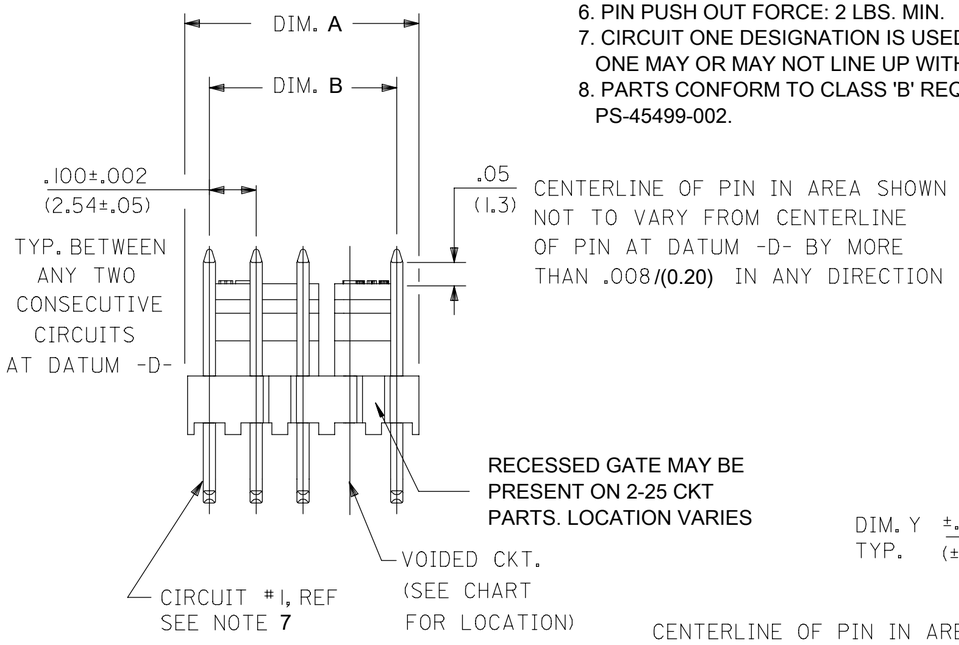

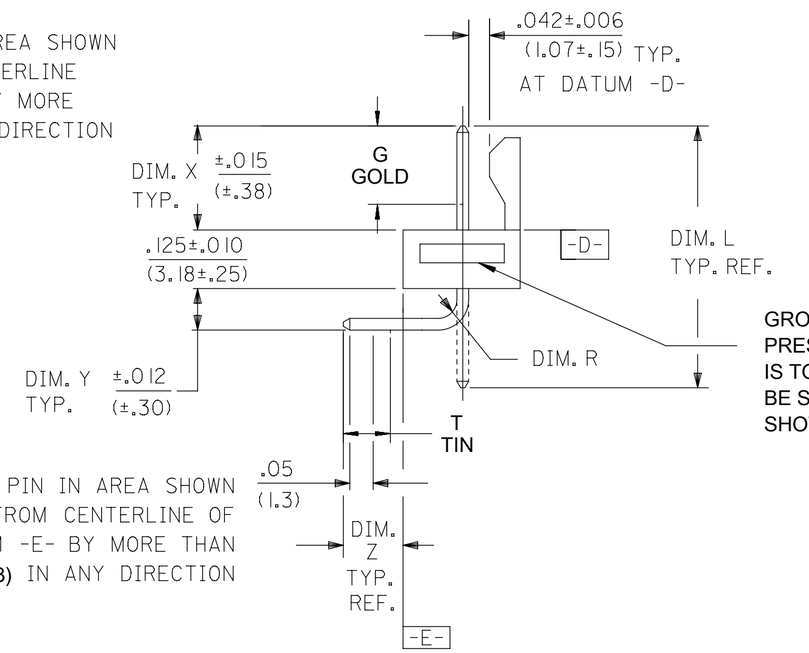

GROOVE MAY OR MAY NOT BE PRESENT (BOTH SIDES). GEOMETRY IS TOOL DEPENDENT AND MAY BE SLIGHTLY DIFFERENT THAN SHOWN

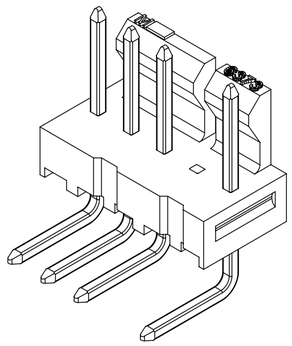

A-7832- N * * * *

VOID CODE
BLANK=NO VOIDS
NO.=CKT. NO. VOIDED
MULT. VOIDS START WITH 51

NO. OF CKTS.

VERSION LETTER CHANGES WHEN PIN NO. OR PRESS DIM. CHANGES

SECONDARY OPERATIONS		
CODE	PACKAGE	TUBE LENGTH
BLANK	BULK PK-7478-001	N/A
A	TUBE: PK-44743-001	22.047/(560.00)

PLATING: SEE NOTE 2.
FOR ADDITIONAL INFORMATION SEE SDES-88.

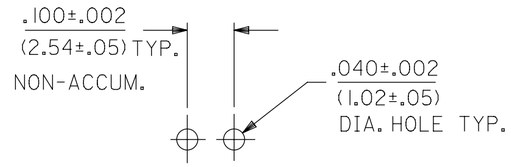

RECOMMENDED P.C. BOARD HOLE LAYOUT

QUALITY SYMBOLS: FA = 0; FC = 0; FP = 0; ▼ = 0; C = 0; ☒ = 0; ■ = 0; ▽ = 0

THIS DRAWING CONTAINS INFORMATION THAT IS PROPRIETARY TO MOLEX ELECTRONIC TECHNOLOGIES, LLC AND SHOULD NOT BE USED WITHOUT WRITTEN PERMISSION

ADD ALT ENGRAVING VIEW 2016/03/16
EC NO: 111298 2017/04/11
DRWN: MKIPPER CHK'D: MKIPPER APPR: FSMITH 2017/04/28
REV U3

GENERAL TOLERANCES (UNLESS SPECIFIED)

	MM	INCH
4 PLACES	±	±
3 PLACES	±	± .010
2 PLACES	± 0.25	± .015
1 PLACES	± 0.36	±
0 PLACES	±	±

ANGULAR TOL ± 1/2

DRAFT WHERE APPLICABLE MUST REMAIN WITHIN DIMENSIONS

DIMENSION UNITS: IN/MM
SCALE: ---
DRWN BY: MKIPPER DATE: 2014/04/07
CHK'D BY: SAMIEC DATE: 98/10/09
APPR BY: FSMITH DATE: 2014/08/06
DRAWING SIZE: C
THIRD ANGLE PROJECTION

molex®

FRICTION LOCK HEADER ASY
.100 CL. BENT SQ. PINS 7832 SERIES DWG. W/VOIDS

PRODUCT CUSTOMER DRAWING

SERIES	MATERIAL NUMBER	CUSTOMER
7832	SEE CHART	GENERAL MARKET

DOCUMENT NUMBER	DOC TYPE	DOC PART	SHEET NUMBER
SDA-7832	PSD	000	1 OF 3

RELEASE STATUS		RELEASE DATE	

FORMAT: Eng-legs-master-tb-prod-C
REVISION: B
DATE: 2015/11/19

ENG. NO.	PIN NO.	DIM. L	DIM. X	DIM. Z	DIM. Y	DIM. W	DIM. R	DIM. G	DIM. T
A-7832-NA197	42663-0662	.740 (18.80)	.264 (6.71)	.141 (3.58)	.120 (3.05)	90°	.046 (1.17)	N/A	OVERALL
A-7832-NB197	42663-0742	.780 (19.81)	.305 (7.75)	.140 (3.56)	.120 (3.05)	90°	.046 (1.17)	N/A	OVERALL
A-7832-NA241	42663-0666	.740 (18.80)	.264 (6.71)	.141 (3.58)	.120 (3.05)	90°	.046 (1.17)	.180 (4.57)	.135 (3.43)
A-7832-NA228	42663-0664	.740 (18.80)	.264 (6.71)	.141 (3.58)	.120 (3.05)	90°	.046 (1.17)	.180 (4.57)	.135 (3.43)

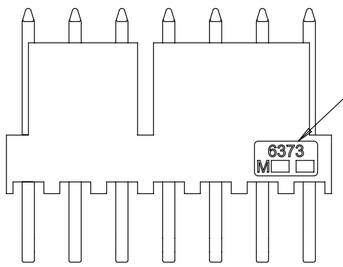

ALTERNATE ENGRAVING LOCATION (7-12 CKT PARTS ONLY). LOCATION IS DEPENDENT ON TOOLING.

THIS DRAWING CONTAINS INFORMATION THAT IS PROPRIETARY TO MOLEX ELECTRONIC TECHNOLOGIES, LLC AND SHOULD NOT BE USED WITHOUT WRITTEN PERMISSION

QUALITY SYMBOLS: FA = 0; FC = 0; FP = 0; ▼ = 0; C = 0; ☒ = 0; ■ = 0; ▽ = 0

SEE SHEET 1

EC NO: 111298 2016/03/16
DRWN: MKIPPER 2017/04/11
CHK'D: MKIPPER 2017/04/28
APPR: FSMITH

U3 REV

GENERAL TOLERANCES (UNLESS SPECIFIED)

	MM	INCH
4 PLACES	±	±
3 PLACES	±	± .010
2 PLACES	± 0.25	± .015
1 PLACES	± 0.36	±
0 PLACES	±	±

ANGULAR TOL ± 1/2

DRAFT WHERE APPLICABLE MUST REMAIN WITHIN DIMENSIONS

DIMENSION UNITS: IN/MM
SCALE: NTS
DRWN BY: MKIPPER DATE: 2014/04/07
CHK'D BY: SAMIEC DATE: 98/10/09
APPR BY: FSMITH DATE: 2014/08/06
DRAWING SIZE: C
THIRD ANGLE PROJECTION

molex®

FRICTION LOCK HEADER ASY
.100 CL. BENT SQ. PINS 7832 SERIES DWG. W/VOIDS

PRODUCT CUSTOMER DRAWING

SERIES	MATERIAL NUMBER	CUSTOMER
7832	SEE CHART	GENERAL MARKET

DOCUMENT NUMBER	DOC TYPE	DOC PART	SHEET NUMBER
SDA-7832	PSD	000	2 OF 3

RELEASE STATUS: P1 | RELEASE DATE: 28.04.2017 22:16:24

FORMAT: Eng-tega-master-tb-prod-C
REVISION: B
DATE: 2015/11/19

A-7832-NA197-*			A-7832-NB197-*			A-7832-NA241-*			A-7832-NA228-*		
PART NO.	ENG. NO(SUFFIX ONLY)	VOID CKT.	PART NO.	ENG. NO(SUFFIX ONLY)	VOID CKT.	PART NO.	ENG. NO(SUFFIX ONLY)	VOID CKT.	PART NO.	ENG. NO(SUFFIX ONLY)	VOID CKT.
22-05-8059	A-7832-5A197-2	2	22-05-8109	A-7832-10B197-6	6	22-19-2070	A-7832-7A241-6	6	22-19-2098	A-7832-9A228-3	3
22-05-8199	A-7832-19A197-14	14	22-05-8078	A-7832-7B197-4	4	22-19-2060	A-7832-6A241-3	3	22-19-2099	A-7832-9A228-4	4
22-05-8069	A-7832-6A197-2	2				22-19-2090	A-7832-9A241-6	6	22-19-2048	A-7832-4A228-3	3
22-05-8076	A-7832-7A197-4	4									
22-05-8077	A-7832-7A197-5	5									
22-05-8068	A-7832-6A197-5	5									
22-05-8047	A-7832-4A197-2	2									
22-05-8079	A-7832-7A197-3	3									
22-05-8116	A-7832-11A197-6	6									
	A-7832-5A197-4	4									
22-05-8253	A-7832-25A197-1	1									
22-05-8129	A-7832-12A197-10	10									
22-05-8159	A-7832-15A197-14	14									
22-05-8128	A-7832-12A197-4	4									
22-05-8049	A-7832-4A197-3	3									
22-05-8086	A-7832-8A197-4	4									
22-05-8113	A-7832-11A197-51	1,5,9									
22-05-8162	A-7832-16A197-51	1,8									
22-05-8087	A-7832-8A197-2	2									
22-05-8088	A-7832-8A197-6	6									
22-05-8089	A-7832-8A197-7	7									
22-05-8104	A-7832-10A197-2	2									
22-05-8105	A-7832-10A197-9	9									
22-05-8084	A-7832-8A197-3	3									
22-05-3277	A-7832-27A197-51	3,7,9,11,14 16,21,23									
22-05-8143	A-7832-14A197-51	2,3,5,6									
46999-0581	A-7832-17A197-51	3,6,12,15									
46999-0651	A-7832-3A197-2	2									

RELEASE STATUS	P1	RELEASE DATE	28.04.2017 22:16:24

FORMAT: Eng-tega-master-tb-prod-C
REVISION: B
DATE: 2016/11/19

QUALITY SYMBOLS
FA = 0
FC = 0
FP = 0
▼ = 0
C = 0
☒ = 0
■ = 0
▽ = 0

SEE SHEET 1

EC NO: 111298 2016/03/16
DRWN: MKIPPER 2017/04/11
CHK'D: MKIPPER 2017/04/28
APPR: FSMITH

U3 REV

GENERAL TOLERANCES (UNLESS SPECIFIED)

	MM	INCH
4 PLACES	±	±
3 PLACES	±	± .010
2 PLACES	± 0.25	± .015
1 PLACES	± 0.36	±
0 PLACES	±	±

ANGULAR TOL ± 1/2

DRAFT WHERE APPLICABLE MUST REMAIN WITHIN DIMENSIONS

THIS DRAWING CONTAINS INFORMATION THAT IS PROPRIETARY TO MOLEX ELECTRONIC TECHNOLOGIES, LLC AND SHOULD NOT BE USED WITHOUT WRITTEN PERMISSION

DIMENSION UNITS: IN/MM
SCALE: NTS
DRWN BY: MKIPPER DATE: 2014/04/07
CHK'D BY: SAMIEC DATE: 98/10/09
APPR BY: FSMITH DATE: 2014/08/06
DRAWING SIZE: C
THIRD ANGLE PROJECTION

molex®

FRICTION LOCK HEADER ASY
.100 CL. BENT SQ. PINS 7832 SERIES DWG. W/VOIDS

PRODUCT CUSTOMER DRAWING

SERIES	MATERIAL NUMBER	CUSTOMER
7832	SEE CHART	GENERAL MARKET

DOCUMENT NUMBER	DOC TYPE	DOC PART	SHEET NUMBER
SDA-7832	PSD	000	3 OF 3