



Quality Products. Service Excellence.

Low Voltage Chassis Mount - 25 VA to 175 VA 185 Series

Global Use - 115/230 V Primary

Features



- Dual primary 115/230 VAC
- 50/60 Hz. operation
- Dual secondaries for series or parallel connections
- 4,000 V RMS Hipot test
- Class F insulation (155 degrees, C)
- Chassis mount (either two or four hole depending on size)
- Five VA sizes to choose from
- Dual bobbin construction
- Dual use terminals (solder lug or quick connect)
- C UL US recognized (E207860)
- CE certified to IEC 950 (Approved to EN 60-742 Safety Isolating Transformers)
- A connection sheet can be downloaded [here](#).

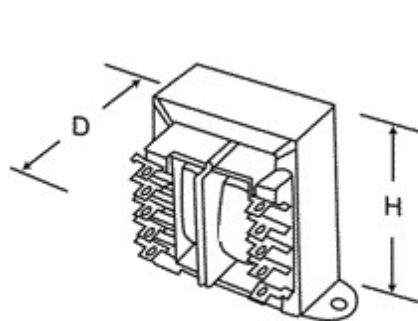



Figure A

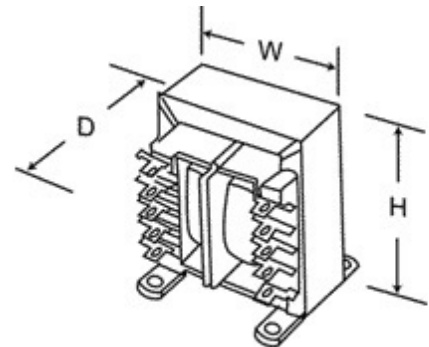


Figure B



Part No.	VA	Secondary VAC (RMS)		Overall Dimensions			Weight (lbs)	Hole to Hole		Terminal Lug Data		Mounting Figure
		Series	Parallel	Includes Mounting Feet	Width	Depth		Height	Mounting Diameter	Terminal Lug Data		
								Width	Depth	Width	Thickness	
185C10	25	10V C.T. @2.5A	5V@5.0A		2.81	2.22	2.31	2.37	-	0.19	0.02	A
185D10	43	10V C.T. @4.3A	5V@8.6A		3.12	2.22	2.68	2.81	-	0.19	0.02	A
185E10	80	10V C.T. @8.0A	5V@16.0A		2.50	2.61	3.00	2.00	2.18	0.19	0.02	B

Part No.	VA	Secondary VAC (RMS)		Overall Dimensions			Weight (lbs)	Hole to Hole Mounting Diameter		Terminal Lug Data		Mounting Figure
		Series	Parallel	Width	Depth	Height		Width	Depth	Width	Thickness	
185F10	130	10V C.T. @13.0A	5V@26.0A	2.81	3.07	3.37	4.00	2.25	2.50	0.25	0.03	B
185G10	175	10V C.T. @17.5A	5V@35.0A	3.12	3.20	3.75	5.00	2.50	2.50	0.25	0.03	B
185C12	25	12.6V C.T. @2.0A	6.3V@4.0A	2.81	2.22	2.31	1.25	2.37	-	0.19	0.02	A
185D12	43	12.6V C.T. @3.4A	6.3V@6.8A	3.12	2.22	2.68	1.75	2.81	-	0.19	0.02	A
185E12	80	12.6V C.T. @6.3A	6.3V@12.6A	2.50	2.61	3.00	2.50	2.00	2.18	0.19	0.02	B
185F12	130	12.6V C.T. @10.3A	6.3V@20.6A	2.81	3.07	3.37	4.00	2.25	2.50	0.25	0.03	B
185G12	175	12.6V C.T. @14.0A	6.3V@28.0A	3.12	3.20	3.75	5.00	2.50	2.50	0.25	0.03	B
185C16	25	16V C.T. @1.6A	8V@3.2A	2.81	2.22	2.31	1.25	2.37	-	0.19	0.02	A
185D16	43	16V C.T. @2.7A	8V@5.4A	3.12	2.22	2.68	1.75	2.81	-	0.19	0.02	A
185E16	80	16V C.T. @5.0A	8V@10.0A	2.50	2.61	3.00	2.50	2.00	2.18	0.19	0.02	B
185F16	130	16V C.T. @8.1A	8V@16.2A	2.81	3.07	3.37	4.00	2.25	2.50	0.25	0.03	B
185G16	175	16V C.T. @11.0A	8V@22.0A	3.12	3.20	3.75	5.00	2.50	2.50	0.25	0.03	B
185C20	25	20V C.T. @1.25A	10V@2.5A	2.81	2.22	2.31	1.25	2.37	-	0.19	0.02	A
185D20	43	20V C.T. @2.2A	10V@4.4A	3.12	2.22	2.68	1.75	2.81	-	0.19	0.02	A
185E20	80	20V C.T. @4.0A	10V@8.0A	2.50	2.61	3.00	2.50	2.00	2.18	0.19	0.02	B
185F20	130	20V C.T. @6.5A	10V@13.0A	2.81	3.07	3.37	4.00	2.25	2.50	0.25	0.03	B
185G20	175	20V C.T. @8.8A	10V@17.6A	3.12	3.20	3.75	5.00	2.50	2.50	0.25	0.03	B
185C24	25	24V C.T. @1.0A	12V@2.0A	2.81	2.22	2.31	1.25	2.37	-	0.19	0.02	A
185D24	43	24V C.T. @1.8A	12V@3.6A	3.12	2.22	2.68	1.75	2.81	-	0.19	0.02	A
185E24	80	24V C.T. @3.3A	12V@6.6A	2.50	2.61	3.00	2.50	2.00	2.18	0.19	0.02	B
185F24	130	24V C.T. @5.4A	12V@10.8A	2.81	3.07	3.37	4.00	2.25	2.50	0.25	0.03	B
185G24	175	24V C.T. @7.3A	12V@14.6A	3.12	3.20	3.75	5.00	2.50	2.50	0.25	0.03	B
185C28	25	28V C.T. @0.9A	14V@1.86A	2.81	2.22	2.31	1.25	2.37	-	0.19	0.02	A
185D28	43	28V C.T. @1.5A	14V@3.0A	3.12	2.22	2.68	1.75	2.81	-	0.19	0.02	A
185E28	80	28V C.T. @2.8A	14V@5.6A	2.50	2.61	3.00	2.50	2.00	2.18	0.19	0.02	B
185F28	130	28V C.T. @4.6A	14V@9.2A	2.81	3.07	3.37	4.00	2.25	2.50	0.25	0.03	B
185G28	175	28V C.T. @6.25A	14V@12.5A	3.12	3.20	3.75	5.00	2.50	2.50	0.25	0.03	B
185C36	25	36V C.T. @0.7A	18V@1.4A	2.81	2.22	2.31	1.25	2.37	-	0.19	0.02	A
185D36	43	36V C.T. @1.2A	18V@2.4A	3.12	2.22	2.68	1.75	2.81	-	0.19	0.02	A
185E36	80	36V C.T. @2.2A	18V@4.4A	2.50	2.61	3.00	2.50	2.00	2.18	0.19	0.02	B
185F36	130	36V C.T. @3.6A	18V@7.2A	2.81	3.07	3.37	4.00	2.25	2.50	0.25	0.03	B
185G36	175	36V C.T. @4.8A	18V@9.6A	3.12	3.20	3.75	5.00	2.50	2.50	0.25	0.03	B
185C230	25	230V C.T. @0.11A	115V@0.22A	2.81	2.22	2.31	1.25	2.37	-	0.19	0.02	A
185D230	43	230V C.T. @0.19A	115V@0.38A	3.12	2.22	2.68	1.75	2.81	-	0.19	0.02	A
185E230	80	230V C.T. @0.35A	115V@0.7A	2.50	2.61	3.00	2.50	2.00	2.18	0.19	0.02	B
185F230	130	230V C.T. @0.57A	115V@1.14A	2.81	3.07	3.37	4.00	2.25	2.50	0.25	0.03	B
185G230	175	230V C.T. @0.76A	115V@1.52A	3.12	3.20	3.75	5.00	2.50	2.50	0.25	0.03	B

Tags: power transformer, low voltage, chassis mount, dual secondary, insulated, dual bobbin

Data subject to change without notice

© 2023. Hammond Manufacturing Ltd. All rights reserved.