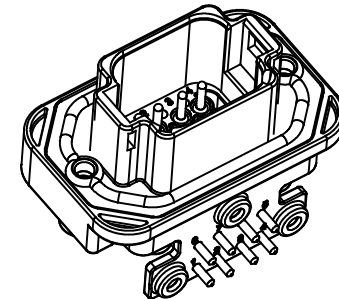
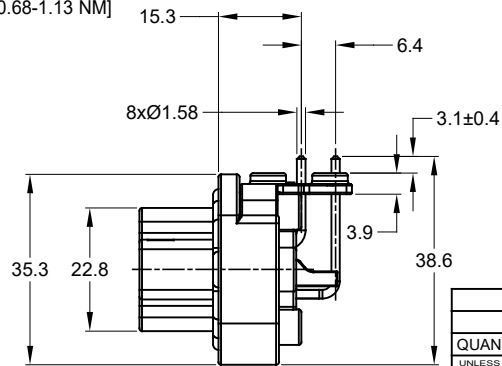


3xØ2.79±0.12  
RECOMMENDED SCREW: 4-20 [M3.12 x 1.27]  
THREAD-FORMING SCREW,  
TORQUE: 6-10 IN-LB [0.68-1.13 NM]



NOTES: UNLESS OTHERWISE SPECIFIED

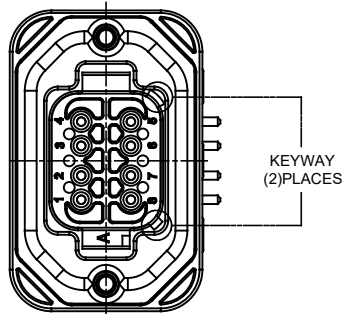
- MATERIAL:  
HOUSING: THERMOPLASTIC  
SEAL: SILICONE RUBBER  
CONTACT: COPPER ALLOY
- MODIFICATIONS: FLANGE, PCB MOUNT, RIGHT ANGLE
- SPECIFICATIONS:  
3.1 CURRENT RATING: 13 AMPS  
3.2 OPERATING TEMPERATURE: -55°C TO +125°C  
3.3 DIELECTRIC WITHSTANDING VOLTAGE: LESS THAN 2 MILLIAMPS CURRENT LEAKAGE @ 1500 VOLTS AC.  
3.4 INSULATION RESISTANCE: 1000 MEGOHMS MIN @ 25°C.  
3.5 MOISTURE RESISTANCE: IP67 ( MATED CONDITION )  
3.6 MATING CYCLE DURABILITY: 100 CYCLES  
3.7 RoHS COMPLIANT
- MATING PART: AT06-08S\* PLUG  
(\* = MODIFICATIONS)
- ALL DIMENSIONS ARE FOR REFERENCE USE ONLY.
- POTTED CONNECTORS SPECIFIED FOR UP TO 5 P.S.I. APPLICATIONS.

REVISIONS					
REV	ECO	DESCRIPTION	DATE	BY	APPR
A1	-	RELEASE NEW DRAWING	19JUN18	JONY	TOMMY
A2	-	REVISED DRAWING	10JUL20	JHEAD	DH

TITLE: PCB MOUNT RECEPTACLE PIN, RA FLANGE AT SERIES  
DWG NO.: AT13-08PX-BMXX  
REV: A2  
SH: 1  
OF: 3

AT13-08PX-BMXX		REF: DT13-08PA, DT13-08PB, DT13-08PC, DT13-08PD, DT13-08PA-G003, DT13-08PB-G003		ITEM
PART NUMBER		DESCRIPTION		ITEM
QUANTITY	MATERIALS LIST			
UNLESS OTHERWISE SPECIFIED 1) All dimensions are in metric (mm) 2) Tolerances are as follows: 1 PL DEC ±0.30   Fractions ±1/64 2 PL DEC ±0.15   Angles ±1° 3 PL DEC ±0.08		SIGNATURES	DATE	<b>Amphenol</b> Sine Systems - www.amphenol-sine.com 44724 Morley Drive Clinton Township, MI 48036 <b>BOARDLOCK PCB MOUNT RECEPTACLE,            8 PIN, RA FLANGE, AT SERIES</b>
3) Note reference =		DRAWN: JONY.XIE	19JUN18	
MATERIAL SPECIFICATIONS:		CHECKED: JONY.XIE	19JUN18	
PROCESS SPECIFICATIONS:		ENGINEER:		
NEXT ASSY:		APPROVAL: TOMMY.XIE	19JUN18	CUSTOMER: THIS DRAWING IS SUPPLIED FOR INFORMATION ONLY. DESIGN FEATURES, SPECIFICATIONS AND PERFORMANCE DATA SHOWN HEREON ARE THE PROPERTY OF THE AMPHENOL CORPORATION. NO RIGHTS OF REPRODUCTION ARE IMPLIED. ALL DIMENSIONS ARE SUBJECT TO NORMAL MANUFACTURING VARIATIONS.
		SIZE: B	TYPE: C-	DWG NO.: AT13-08PX-BMXX
		SCALE: NONE		REVISION: A2
		SHEET 1 OF 3		

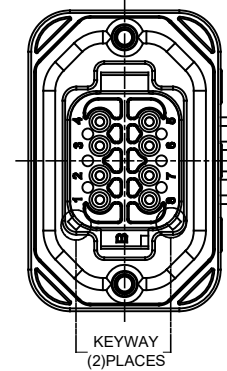
P/N AT13-08PA-BMXX  
KEY-A CONFIGURATION  
STANDARD COLOR: GREY



AT13-08PA-BMXX VARIANTS		
CONTACT PLATING	POTTING OR NOT IN RESERVOIR	PART NUMBER
GOLD	NO POTTING	AT13-08PA-BM01
GOLD	POTTING	AT13-08PA-BM02
TIN	NO POTTING	AT13-08PA-BM03
TIN	POTTING	AT13-08PA-BM04

REVISIONS					
REV	ECO	DESCRIPTION	DATE	BY	APPR
A1	--	RELEASE NEW DRAWING	19JUN18	JONY	TOMMY
A2	--	REVISED DRAWING	10JUL20	JHEAD	DH

P/N AT13-08PB-BMXX  
KEY-B CONFIGURATION  
STANDARD COLOR: BLACK

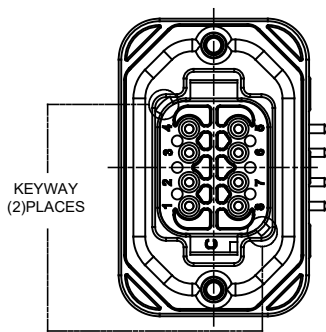


AT13-08PB-BMXX VARIANTS		
CONTACT PLATING	POTTING OR NOT IN RESERVOIR	PART NUMBER
GOLD	NO POTTING	AT13-08PB-BM01
GOLD	POTTING	AT13-08PB-BM02
TIN	NO POTTING	AT13-08PB-BM03
TIN	POTTING	AT13-08PB-BM04

AT13-08PX-BMXX		DESCRIPTION	
QUANTITY	PART NUMBER	DESCRIPTION	ITEM
<b>MATERIALS LIST</b>			
<small>UNLESS OTHERWISE SPECIFIED</small> 1) All dimensions are in metric(mm). 2) Tolerances are as follows: 1 PL DEC ±0.30    Fractions ±1/64 2 PL DEC ±0.15    Angles ±1° 3 PL DEC ±0.08 3) Note reference =		<b>SIGNATURES</b> <b>DATE</b> DRAWN: JONY XIE    19JUN18 CHECKED: ORION LI    19JUN18 ENGINEER: APPROVAL: TOMMY XIE    19JUN18 CUSTOMER:	
<small>MATERIAL SPECIFICATIONS:</small> THIS DRAWING IS SUPPLIED FOR INFORMATION ONLY. DESIGN FEATURES, SPECIFICATIONS AND PERFORMANCE DATA SHOWN HEREON ARE THE PROPERTY OF THE AMPHENOL CORPORATION. NO RIGHTS OF REPRODUCTION ARE IMPLIED. ALL DIMENSIONS ARE SUBJECT TO NORMAL MANUFACTURING VARIATIONS.		<h1>Amphenol</h1> Sine Systems - www.amphenol-sine.com 44724 Morley Drive Clinton Township, MI 48036 <b>BOARDLOCK PCB MOUNT RECEPTACLE,            8 PIN, RA FLANGE, AT SERIES</b>	
<small>PROCESS SPECIFICATIONS:</small> NEXT ASSY:		SIZE: <b>B</b> TYPE: <b>C-</b> SCALE: NONE	DWG NO.: <b>AT13-08PX-BMXX</b> REVISION: <b>A2</b> SHEET 2 OF 3

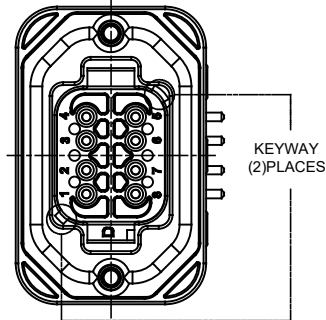
TITLE: PCB MOUNT RECEPTACLE 8PIN RA FLANGE AT SERIES  
 DWG NO.: AT13-08PX-BMXX  
 REV: A2  
 SH: 2  
 OF: 3

P/N AT13-08PC-BMXX  
KEY-C CONFIGURATION  
STANDARD COLOR: GREEN

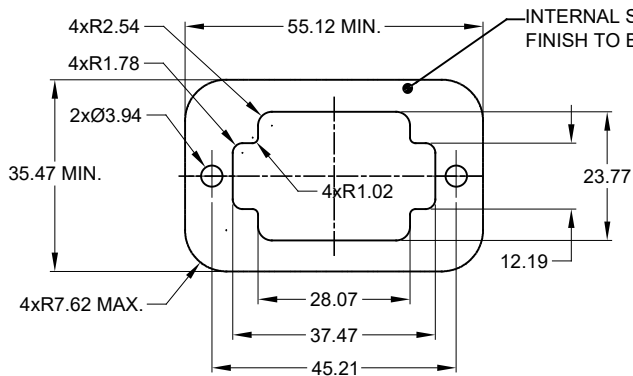


AT13-08PC-BMXX VARIANTS		
CONTACT PLATING	POTTING OR NOT IN RESERVOIR	PART NUMBER
GOLD	NO POTTING	AT13-08PC-BM01
GOLD	POTTING	AT13-08PC-BM02
TIN	NO POTTING	AT13-08PC-BM03
TIN	POTTING	AT13-08PC-BM04

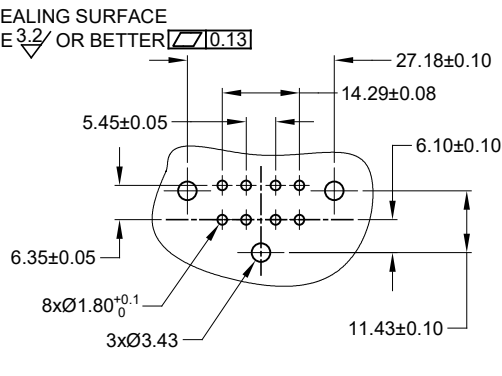
P/N AT13-08PD-BMXX  
KEY-D CONFIGURATION  
STANDARD COLOR: BROWN



AT13-08PD-BMXX VARIANTS		
CONTACT PLATING	POTTING OR NOT IN RESERVOIR	PART NUMBER
GOLD	NO POTTING	AT13-08PD-BM01
GOLD	POTTING	AT13-08PD-BM02
TIN	NO POTTING	AT13-08PD-BM03
TIN	POTTING	AT13-08PD-BM04



RECOMMENDED PANEL CUTOUT



RECOMMENDED PCB LAYOUT

REVISIONS					
REV	ECO	DESCRIPTION	DATE	BY	APPR
A1	--	RELEASE NEW DRAWING	19JUN18	JONY	TOMMY
A2	--	REVISED DRAWING	10JUL20	JHEAD	DH

AT13-08PX-BMXX		DESCRIPTION	
QUANTITY	PART NUMBER	ITEM	
<b>MATERIALS LIST</b>			
UNLESS OTHERWISE SPECIFIED: 1) All dimensions are in metric(mm) 2) Tolerances are as follows: 1 PL DEC ±0.30 2 PL DEC ±0.15 3 PL DEC ±0.08 3) Note reference =		SIGNATURES DATE DRAWN: JONY XIE 19JUN18 CHECKED: ORION LI 19JUN18 ENGINEER: APPROVAL: TOMMY XIE 19JUN18 CUSTOMER:	
MATERIAL SPECIFICATIONS:		<p style="text-align: center;"><b>Amphenol</b></p> <p style="text-align: center;">Sine Systems - www.amphenol-sine.com 44724 Morley Drive Clinton Township, MI 48036</p>	
PROCESS SPECIFICATIONS:			
NEXT ASSY:		<p style="text-align: center;">BOARDLOCK PCB MOUNT RECEPTACLE, 8 PIN, RA FLANGE, AT SERIES</p>	
THIS DRAWING IS SUPPLIED FOR INFORMATION ONLY. DESIGN FEATURES, SPECIFICATIONS AND PERFORMANCE DATA SHOWN HEREON ARE THE PROPERTY OF THE AMPHENOL CORPORATION. NO RIGHTS OF REPRODUCTION ARE IMPLIED. ALL DIMENSIONS ARE SUBJECT TO NORMAL MANUFACTURING VARIATIONS.		SIZE: B	TYPE: C-
		DWG NO: AT13-08PX-BMXX	REVISION: A2
		SCALE: NONE	SHEET 3 OF 3

TITLE: PCB MOUNT RECEPTACLE, 8 PIN, RA FLANGE, AT SERIES  
DWG NO: AT13-08PX-BMXX  
REV: A2  
SH: 3  
OF: 3