

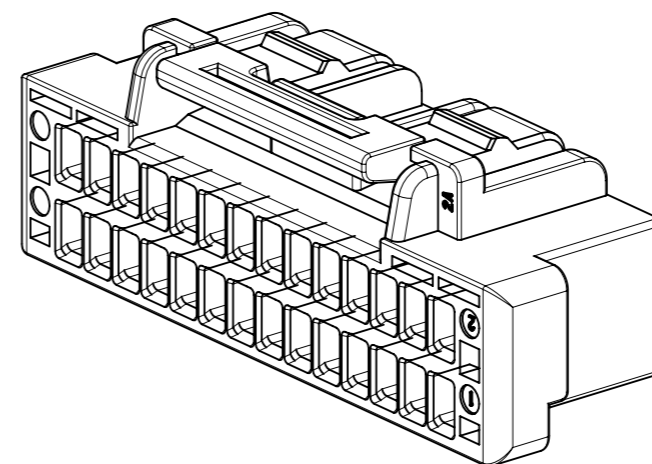
**NOTES**

- ① 極数/2 = 偶数に適用  
APPLY FOR CIRCUIT SIZE / 2 =EVEN
- ② 関連製品・書類はSHEET 2参照のこと  
REFER TO SHEET 2 ABOUT RELATED PRODUCTS AND DOCUMENTS.
- ③ オーダー番号(製品番号): SHEET 3の製品一覧を参照のこと  
ORDER No. (PRODUCT No.) : REFER TO SHEET 3 FOR PRODUCT LIST.

**503149 \*\*0\***

シリーズ番号      極数      色  
SERIES NO      CIRCUIT SIZE      COLOR

CIRCUIT NO.	ハウジングカラー HOUSING COLOR
0:ナチュラル	NATURAL
1:黒	BLACK
2:赤	RED
4:青	BLUE
6:緑	GREEN



24.0	29.8	34
22.5	28.3	32
21.0	26.8	30
19.5	25.3	28
18.0	23.8	26
16.5	22.3	24
15.0	20.8	22
13.5	19.3	20
12.0	17.8	18
10.5	16.3	16
9.0	14.8	14
7.5	13.3	12
6.0	11.8	10
4.5	10.3	8
B	A	CKT SIZE

④ トレードマーク : Mプラス 2文字の製造工場を示すアルファベットにて表示。  
但し、"J"はJAPANを、"L"はMALAYSIAを示す。(例: MXJ, MXL)  
金型番号 : アルファベット2文字にて表示。(例: 1A, 12A, 1B, 12B)

THIS DRAWING CONTAINS INFORMATION THAT IS PROPRIETARY TO MOLEX ELECTRONIC TECHNOLOGIES, LLC AND SHOULD NOT BE USED WITHOUT WRITTEN PERMISSION		CURRENT REV DESC:		<b>molex</b>		
DIMENSION UNITS	SCALE	EC NO: 643631				
mm	NTS	DRWN: MIKEDA01 2020/08/19		PRODUCT CUSTOMER DRAWING		
GENERAL TOLERANCES (UNLESS SPECIFIED)		CHK'D: SAKIYAMA 2020/08/19		DOCUMENT NUMBER		
ANGULAR TOL ± 3.0°		APPR: KOMURAKAMI 2020/08/19		5031490000-SD		
4 PLACES ± 0.2		INITIAL REVISION:		DOC TYPE		
3 PLACES ± 0.2		DRWN: MIKEDA01 2019/06/12		PSD		
2 PLACES ± 0.2		APPR: KOMURAKAMI 2019/11/20		DOC PART		
1 PLACE ± 0.2		SERIES		000		
0 PLACES ± 0.2		MATERIAL NUMBER		B		
DRAFT WHERE APPLICABLE MUST REMAIN WITHIN DIMENSIONS		THIRD ANGLE PROJECTION	DRAWING	SHEET NUMBER	REVISION	
			A3-SIZE	503149	GENERAL	
					1 OF 3	

部品 PART	材質 MATERIAL
ハウジング HOUSING	ポリエステル(PBT), UL94V-0, 色 : SEE CHART POLYESTER (PBT), UL94V-0, COLOR : SEE CHART
DOCUMENT STATUS	P1
RELEASE DATE	2020/08/19 07:21:49

△ 2 適用製品及び各種仕様書  
 APPLICABLE PRODUCTS AND VARIOUS SPECIFICATIONS

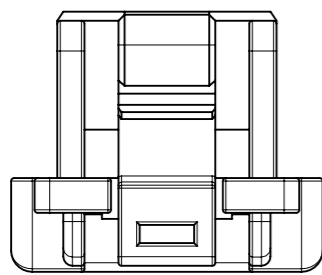
梱包仕様書 PACKAGING SPECIFICATION	PART NUMBER 503149 - ****	DOCUMENT NUMBER SPK-503149-001
----------------------------------	------------------------------	-----------------------------------

	PLATING TYPE	PART NUMBER	WIRE SIZE(AWG)
適用端子 APPLICABLE TERMINAL	TIN	502579 0000	#24 - #28
		503429 0000	#26 - #30
	GOLD	213028 **00	#24 - #26
		213029 **00	#26 - #28

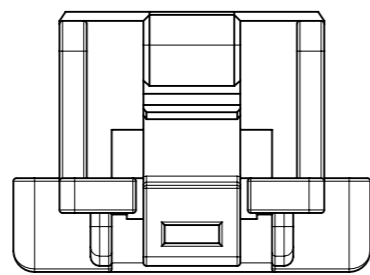
適用レセプタクルコネクタ APPLICABLE REC. CONNECTOR	SMT			
	TIN PLATING		GOLD PLATING	
	VERTICAL	RIGHT ANGLE	VERTICAL	RIGHT ANGLE
シリーズ番号 SERIES No.	503154	503148	213227	213228
製品仕様書 PRODUCT SPECIFICATION	5031490000-PS/PS/000	5031490001-PS/PS/000	5031490002-PS/PS/000	
アプリケーション仕様書 APPLICATION SPECIFICATION	AS-503149-001(JAPANESE ) / 5031490000 PS 000 (ENGLISH)			

THIS DRAWING CONTAINS INFORMATION THAT IS PROPRIETARY TO MOLEX ELECTRONIC TECHNOLOGIES, LLC AND SHOULD NOT BE USED WITHOUT WRITTEN PERMISSION												
DIMENSION UNITS	SCALE	CURRENT REV DESC:				<b>molex</b>						
mm	NTS					CLIK-MATE 1.5 DUAL PLUG HSG						
GENERAL TOLERANCES (UNLESS SPECIFIED)		EC NO: 643631 DRWN: MIKEDA01 2020/08/19 CHK'D: SAKIYAMA 2020/08/19 APPR: KOMURAKAMI 2020/08/19 INITIAL REVISION: DRWN: MIKEDA01 2019/06/12 APPR: KOMURAKAMI 2019/11/20				PRODUCT CUSTOMER DRAWING						
ANGULAR TOL	± 3.0 °					DOCUMENT NUMBER				DOC TYPE	DOC PART	REVISION
4 PLACES	± 0.2					5031490000-SD				PSD	000	B
3 PLACES	± 0.2					MATERIAL NUMBER				CUSTOMER		
2 PLACES	± 0.2					A3-SIZE 503149				GENERAL		
1 PLACE	± 0.2	THIRD ANGLE PROJECTION				SHEET NUMBER						
0 PLACES	± 0.2	DRAWING				2 OF 3						
DRAFT WHERE APPLICABLE MUST REMAIN WITHIN DIMENSIONS		SERIES				GENERAL						

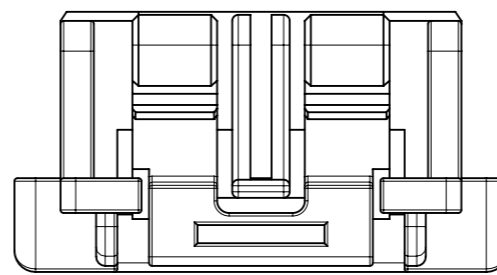
極数別形状  
PRODUCT SHAPE AT EACH CKT



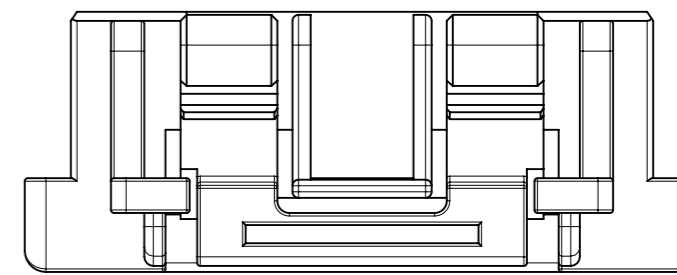
8極形状(1口ック)  
FIGURE OF 8 CIRCUITS (1 LOCK)



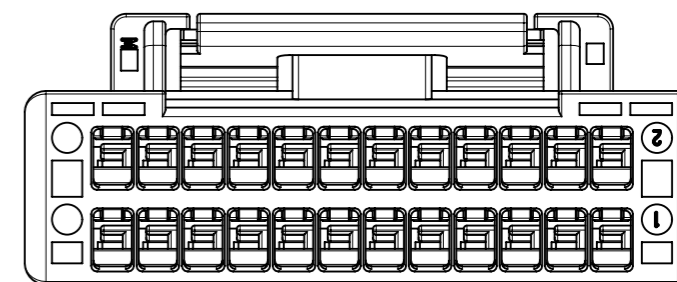
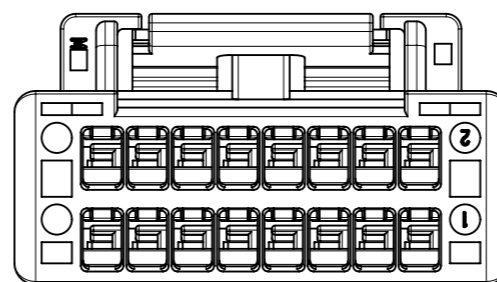
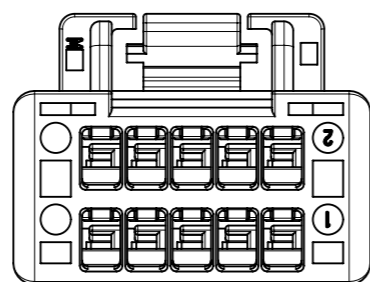
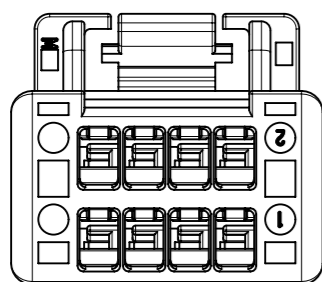
10極形状(1口ック)  
FIGURE OF 10 CIRCUITS (1 LOCK)



12-18極形状(2口ック)  
FIGURE OF 12-18 CIRCUITS (2 LOCKS)



20-34極形状(2口ック)  
FIGURE OF 20-34 CIRCUITS (2 LOCKS)



3 製品一覧  
PRODUCTS LIST

緑 GREEN	青 BLUE	赤 RED	黒 BLACK	ナチュラル NATURAL	HOUSING COLOR
-	-	-	503149 3401	503149 3400	34
503149 3206	503149 3204	503149 3202	503149 3201	503149 3200	32
503149 3006	503149 3004	503149 3002	503149 3001	503149 3000	30
503149 2806	503149 2804	503149 2802	503149 2801	503149 2800	28
503149 2606	503149 2604	503149 2602	503149 2601	503149 2600	26
503149 2406	503149 2404	503149 2402	503149 2401	503149 2400	24
503149 2206	503149 2204	503149 2202	503149 2201	503149 2200	22
503149 2006	503149 2004	503149 2002	503149 2001	503149 2000	20
503149 1806	503149 1804	503149 1802	503149 1801	503149 1800	18
503149 1606	503149 1604	503149 1602	503149 1601	503149 1600	16
503149 1406	503149 1404	503149 1402	503149 1401	503149 1400	14
503149 1206	503149 1204	503149 1202	503149 1201	503149 1200	12
503149 1006	503149 1004	503149 1002	503149 1001	503149 1000	10
503149 0806	503149 0804	503149 0802	503149 0801	503149 0800	8
オーダー番号 ORDER No					極数 CIRCUIT No

THIS DRAWING CONTAINS INFORMATION THAT IS PROPRIETARY TO MOLEX ELECTRONIC TECHNOLOGIES, LLC AND SHOULD NOT BE USED WITHOUT WRITTEN PERMISSION		CURRENT REV DESC:		<b>molex</b>	
DIMENSION UNITS	SCALE				
mm	NTS			CLIK-MATE 1.5 DUAL PLUG HSG	
GENERAL TOLERANCES (UNLESS SPECIFIED)				PRODUCT CUSTOMER DRAWING	
ANGULAR TOL	± 3.0 °			DOCUMENT NUMBER	
4 PLACES	± 0.2	EC NO: 643631		5031490000-SD	
3 PLACES	± 0.2	DRWN: MIKEDA01 2020/08/19		DOC TYPE DOC PART REVISION	
2 PLACES	± 0.2	CHK'D: SAKIYAMA 2020/08/19		PSD 000 B	
1 PLACE	± 0.2	APPR: KOMURAKAMI 2020/08/19			
0 PLACES	± 0.2	INITIAL REVISION:			
DRAFT WHERE APPLICABLE MUST REMAIN WITHIN DIMENSIONS		THIRD ANGLE PROJECTION	DRAWING	SERIES	MATERIAL NUMBER
			A3-SIZE	503149	CUSTOMER
				GENERAL	SHEET NUMBER
				3 OF 3	