

REV.	DATE	DESCRIPTION	BY	diff.
02	12/07/04	ADD 82911462A AND 1464A	R Ch	---
03	04/09/06	DELETE STAMPED AND FORMED CTS	R Ch	
		UPDATE MACHINED CTS		
04	21/09/07	CHANGER P/N 82911684N BY 82913608M	R Ch	19464
05	30/01/09	CHANGER P/N - UPDATE INFORMATIONS	R Ch	DDM
A	24/01/12	CHANGE PROTECTION : Ni+Ag BY Ag	R Ch	22120

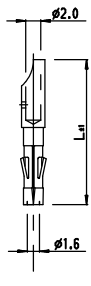


Fig.2

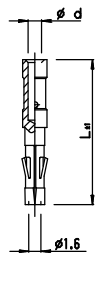


Fig.3

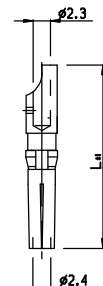


Fig.4

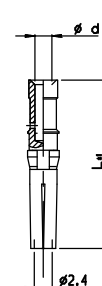


Fig.5

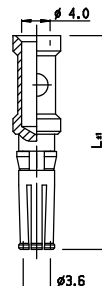


Fig.6

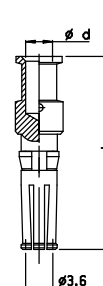


Fig.7

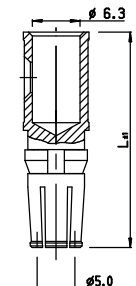


Fig.8

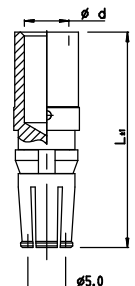


Fig.9

#16

#12

#8

	Catalog number	Plating	Fig.	L	$\phi d$	Strip-length	Clip ret. force after 5 cycles	Tensile strength(N) MIL-T-7982G	Cable $\phi$ max	Wire $\phi$ max	Wire section		Locator settings	Crimp tooling		Extraction tool
											AWG	mm2		hand tool	Locator	
#16 $\phi 1.6mm$	82911410	Ag	2	19.2		7-8 mm	60N min	--	3.3	1.95	--	1.5 max	--	--	--	51060210916 or RX20256E1
	82911499	Ni+Au	2	19.2		7-8 mm	60N min	--	3.3	1.95	--	1.5 max	--	--	--	
	82911412	Ni	3	19.2	1.75	7-8 mm	60N min	222	3.3	1.72	16	1.50	51060210101			
	82911414	Ni	3	19.2	1.45	7-8 mm	60N min	169	3.3	1.42	18	1.00-0.75				
	82911416	Ni	3	19.2	1.15	7-8 mm	60N min	84	3.3	1.12	20	0.50				
	82911418	Ni	3	19.2	0.90	7-8 mm	60N min	31-67	3.3	0.87	22-26	0.38-0.13				
#12 $\phi 2.4mm$	82911420	Ag	4	24.25		7-8 mm	70N min	--	4.90	2.3	--	2.5 max	--	--	--	51060210924
	82911456A	Ag	5	22.25	0.90	7-8 mm	70N min	31-67	4.90	0.87	26-22	0.13-0.38	1-2	M317	VGE10077A	
	82911458A	Ag	5	22.25	1.15	7-8 mm	70N min	84	4.90	1.12	20	0.50	2			
	82911460A	Ag	5	22.25	1.45	7-8 mm	70N min	169	4.90	1.42	18	0.75-1.00	2			
	82911462A	Ag	5	22.25	1.75	7-8 mm	70N min	222	4.90	1.72	16	1.50	3			
	82911464A	Ag	5	22.25	2.25	7-8 mm	70N min	311	4.90	2.22	14	2.50	3			
	82911466A	Ag	5	22.25	2.85	7-8 mm	70N min	489	4.90	2.82	12	4.00	4			
	82911456K	Ni+Au	5	22.25	0.90	7-8 mm	70N min	31-67	4.90	0.87	26-22	0.13-0.38	1-2			
	82911458K	Ni+Au	5	22.25	1.15	7-8 mm	70N min	84	4.90	1.12	20	0.50	2			
	82911460K	Ni+Au	5	22.25	1.45	7-8 mm	70N min	169	4.90	1.42	18	0.75-1.00	2			
	82911462K	Ni+Au	5	22.25	1.75	7-8 mm	70N min	222	4.90	1.72	16	1.50	3			
	82911464K	Ni+Au	5	22.25	2.25	7-8 mm	70N min	311	4.90	2.22	14	2.50	3			
82911466K	Ni+Au	5	22.25	2.85	7-8 mm	70N min	489	4.90	2.82	12	4.00	4				
#8 $\phi 3.6mm$	82911670	Ag	6	28.25		11-12mm	75N min	--	6.50	4.0	--	6.0 max	--	--	--	51060210936
	82913600A	Ag	7	25.50	1.75	6.5-7.5 mm	75N min	222	6.50	1.72	16	1.50	3	M317	VGE10078A	
	82913602A	Ag	7	25.50	2.25	6.5-7.5 mm	75N min	311	6.50	2.22	14	2.50	3			
	82913604A	Ag	7	25.50	2.85	6.5-7.5 mm	75N min	489	6.50	2.82	12	4.00	4			
	82913606A	Ag	7	25.50	3.55	6.5-7.5 mm	75N min	700	6.50	3.50	10	6.00	5			
	82913608A	Ag	7	25.50	4.40	6.5-7.5 mm	75N min	1000	6.50	4.35	8	10.00	7			
$\phi 5mm$	82911440	Ag	8	28.5		11-12mm	80N min	--	8.8	6.3	--	16.0 max	--	--	--	51060210501
	82911454A	Ag	9	28.5	3.55	11-12mm	80N min	700	8.8	3.5	10	6.00	51060215101	51060210950		
	82911452A	Ag	9	28.5	4.40	11-12mm	80N min	1000	8.8	4.35	8	10.00	51060215201			
	82911450A	Ag	9	28.5	5.95	11-12mm	80N min	1778	8.8	5.9	6	16.00	51060215301			

Materials :

Machined contacts : Copper alloy  
 Machined contacts retaining clip : Beryllium Copper

1DEC #0,2 1DEC 2DEC #0,1 2DEC ANGLES $\pm 1'$ HOEKEN	APPR. CHECKED	DATE 03-04-97	SIGN. K.Nietvelt	BP CONTACTS FEMALE OVERVIEW
WE RESERVE THE RIGHT TO CHANGE DIMENSIONS OR REQUIREMENTS WITHOUT PRIOR NOTICE.	PROD. MGR.			CAT. No. 8291---2
ALL DIMENSIONS IN MM	PR. ENG. MGR.			SOURIAU
	PR. MGT. MGR.			SCALES
ALLE AFMETINGEN IN MM	REFERENCES / REFERENTIES			NOUVEAUX ROUTE NATIONALE 23 72470 CHAMPAGNE
				BS-D-202333-002
				DRAWING No. CUSTOMER DRAWING

THIS IS OUR EXCLUSIVE PROPERTY. IT IS NOT TO BE COPIED, REPRINTED OR DISCLOSED TO A THIRD PARTY, NOR USED FOR MANUFACTURE WITHOUT OUR WRITTEN CONSENT, AND HAS TO BE RETURNED TO US IN CASE OF NO USAGE TOEGELIEN. NIJ NIET GEBRUIK IS TERUGZENDING VERPLICHT.