

IEC Appliance Inlet C20, Snap-in Mounting, Front Side, Solder or Quick Connect Terminal



See below:

Approvals and Compliances

Description

- Panel mount :
 Snap-in version , front side
- Appliance Inlet , Pin temperature 70 °C , Protection class I
- Solder / Quick Connect

References

We recommend for new applications the type [4793](#)

Weblinks

[pdf data sheet](#), [html datasheet](#), [General Product Information](#), [Approvals](#), [Distributor-Stock-Check](#), [Accessories](#), [Detailed request for product](#)

Technical Data

| | | | |
|-----------------------------------|---|-------------------------|--|
| Ratings IEC | 16A / 250VAC; 50Hz | Appliance inlet/-outlet | C20 acc. to IEC 60320-1 |
| Ratings UL/CSA | 20A / 250VAC; 60Hz | | UL 60320-1, CSA C22.2 no. 60320-1 |
| Dielectric Strength | > 3kVAC between L-N > 1.5kVAC between L/N-PE (1 min/50Hz) | | (for cold conditions) pin-temperature 70 °C, 16A, Protection Class I |
| Allowable Operation Temperature | -25 °C to 70 °C | | |
| IP-Protection | front side IP20 acc. to IEC 60529 | | |
| Protection against electric shock | Suitable for appliances with protection class I acc. to IEC 61140 | | |
| Terminal | Solder / Quick Connect | | |
| Panel Thickness S | Snap-in version 1.5/2/2.5 mm | | |
| Material: Housing | PA, black, UL 94V-0 | | |

Approvals and Compliances

Detailed information on product approvals, code requirements, usage instructions and detailed test conditions can be looked up in [Details about Approvals](#)

SCHURTER products are designed for use in industrial environments. They have approvals from independent testing bodies according to national and international standards. Products with specific characteristics and requirements such as required in the automotive sector according to IATF 16949, medical technology according to ISO 13485 or in the aerospace industry can be offered exclusively with customer-specific, individual agreements by SCHURTER.

Approvals




The approval mark is used by the testing authorities to certify compliance with the safety requirements placed on electronic products.

Approval Reference Type: 1624

| Approval Logo | Certificates | Certification Body | Description |
|---------------|-------------------------------|--------------------|------------------------------|
| | VDE Approvals | VDE | Certificate Number: 40026179 |
| | UL Approvals | UL | UR File Number: E96454 |


Product standards

Product standards that are referenced

| Organization | Design | Standard | Description |
|--|-----------------------|-----------------------|---|
|  | Designed according to | IEC 60320-1 | Appliance couplers for household and similar general purposes |
|  | Designed according to | UL 60320-1 | Standard for Attachment Plugs and Receptacles |
|  | Designed according to | CSA C22.2 no. 60320-1 | General Use Receptacles, Attachment Plugs, and Similar Wiring Devices |






Application standards

Application standards where the product can be used

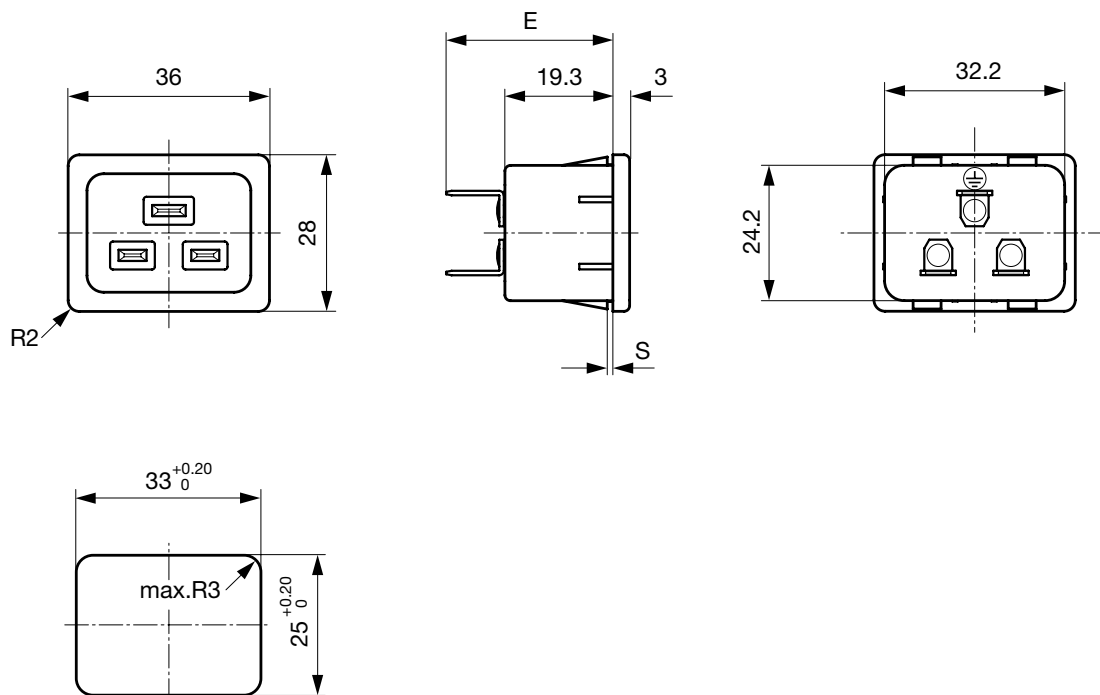
| Organization | Design | Standard | Description |
|--|--------------------------------|----------------|---|
|  | Suitable for applications acc. | IEC/UL 62368-1 | Audio/video, information and communication technology equipment - Part 1: Safety requirements |

Compliances

The product complies with following Guide Lines

| Identification | Details | Initiator | Description |
|--|--|-------------|---|
|  | CE declaration of conformity | SCHURTER AG | The CE marking declares that the product complies with the applicable requirements laid down in the harmonisation of Community legislation on its affixing in accordance with EU Regulation 765/2008. |
|  | UKCA declaration of conformity | SCHURTER AG | The UKCA marking declares that the product complies with the applicable requirements laid down in the British Amendment of Regulation (EC) 765/2008. |
|  | RoHS | SCHURTER AG | Directive RoHS 2011/65/EU, Amendment (EU) 2015/863 |
|  | China RoHS | SCHURTER AG | The law SJ / T 11363-2006 (China RoHS) has been in force since 1 March 2007. It is similar to the EU directive RoHS. |
|  | REACH | SCHURTER AG | On 1 June 2007, Regulation (EC) No 1907/2006 on the Registration, Evaluation, Authorization and Restriction of Chemicals 1 (abbreviated as "REACH") entered into force. |

Dimensions [mm]



E: Solder terminals short: 24.5 mm

E: Solder terminals long: 28.5 mm

E: Quick connect terminals 4.8x0.8 mm: 29.0 mm

E: Quick connect terminals 6.3x0.8 mm: 30.0 mm

Dimension "S" please ref. to table order code

Config. Code





1624 - H - A B C 0 - D - E G

The characters are placeholders for the correspondingly keys of selections from the key tables.

1624 - H - A B C 0 - D - E G = Type

| Type | Configuration key |
|--------------------|-------------------|
| protection class I | X |

1624 - H - A B C 0 - D - E G = Terminals

| Terminal L | Configuration key |
|--|-------------------|
| short solder terminal (L = 4.8 mm)  | 2 |
| long solder terminal (L = 8.5 mm)  | 3 |
| Blade terminal (4.8 x 0.8 mm)  | 8 |
| Blade terminal (6.3 x 0.8 mm)  | 9 |

1624 - H - A B C 0 - D - E G = Terminals

| Terminal N | Configuration key |
|------------------------------------|-------------------|
| short solder terminal (L = 4.8 mm) | 2 |
| long solder terminal (L = 8.5 mm) | 3 |
| Blade terminal (4.8 x 0.8 mm) | 8 |
| Blade terminal (6.3 x 0.8 mm) | 9 |

Symbols similar as in table A

1624 - H - A B C 0 - D - E G = Terminals

| Terminal Ground | Configuration key |
|------------------------------------|-------------------|
| short solder terminal (L = 4.8 mm) | 2 |
| long solder terminal (L = 8.5 mm) | 3 |
| Blade terminal (4.8 x 0.8 mm) | 8 |
| Blade terminal (6.3 x 0.8 mm) | 9 |

Symbols similar as in table A

1624 - H - A B C 0 - D - E G = Color

| Color | Configuration key |
|-------|-------------------|
| Black | A |

1624 - H - A B C 0 - D - E G = Style

| Style | Configuration key |
|-----------------------------|-------------------|
| snap-in (s=panel thickness) | 4 |

1624 - H - A B C 0 - D - E G = Dimension S

| Dimension "S" | Configuration key |
|---------------|-------------------|
| 15 | |
| 20 | |
| 25 | |
| 30 | |

The dimension "S" is displayed in (1/10 mm). This information is also valid for the order code

All Variants

| Terminals L / N | Terminal Ground | Color | Panel Thickness s [1/10 mm] | Config. Code | Order Number |
|------------------------------------|------------------------------------|-------|-----------------------------|--------------------|--------------|
| Blade terminal (6.3 x 0.8 mm) | Blade terminal (6.3 x 0.8 mm) | Black | 25 | 1624-X-9990-A-4250 | 6163.0028 |
| Blade terminal (4.8 x 0.8 mm) | Blade terminal (4.8 x 0.8 mm) | Black | 15 | 1624-X-8880-A-4150 | 6163.0031 |
| short solder terminal (L = 4.8 mm) | short solder terminal (L = 4.8 mm) | Black | 15 | 1624-X-2220-A-4150 | 6163.0010 |
| Blade terminal (6.3 x 0.8 mm) | Blade terminal (6.3 x 0.8 mm) | Black | 15 | 1624-X-9990-A-4150 | 6163.0013 |
| Blade terminal (6.3 x 0.8 mm) | Blade terminal (6.3 x 0.8 mm) | Black | 20 | 1624-X-9990-A-4200 | 6163.0014 |

The listed variants should be available from stock. Other versions on request www.schurter.com/contact

Most Popular.

Availability for all products can be searched real-time: <https://www.schurter.com/en/Stock-Check/Stock-Check-SCHURTER>

Packaging unit

50 Pcs

Accessories

Description



RC320
 Rear Cover for Power Entry Module

Mating Outlets/Connectors

Category / Description

[Connector Overview complete](#)



| | |
|---|-------|
| 4795, Mounting: Power Cord, Cable Connector: IEC C19 | 4795 |
| 4790, Mounting: Power Cord, Screw Connector: IEC C19 | 4790 |
| 0104U, Mounting: Power Supply Cord, Screw clamps Connector: IEC C19 | 0104U |

[Power Supply Cord Overview complete](#)



| | |
|--|-----------|
| Cord Sets 10 A, North America, 3.0 m, Connector IEC C13, SJT 3x18 AWG, transparent | 4300.0920 |
| Cord Sets 16 A, Europlug, 2.5 m, Connector IEC C19, H05VV-F3G1.5, black | 6004.0395 |
| Cord Sets 16 A, Interconnection, 1.0 m, Connector IEC C19, H05VV-F3G1.5, black | 6020.0392 |
| Cord Sets 16 A, Interconnection, 2.0 m, Connector IEC C19, H05VV-F3G1.5, black | 6020.0394 |
| Cord Sets 16 A, North America, 2.5 m, Connector IEC C19, SJT 3x14 AWG, black | 6009.5195 |



[Rewireable Connector for Cable, straight entry Overview complete](#)

| | |
|--|------|
| 0921, Mounting: Power Cord, Wire connections 3 x (16-12AWG) Connector: IEC C19 | 0921 |
|--|------|

Mating Outlets/Connectors shuttered



[Power Cord Overview complete](#)

| | |
|---|---------|
| VAC19KS, Overview, V-Lock cord retaining, diverse Connector IEC C19, diverse, black | VAC19KS |
|---|---------|